



Gobierno del Estado de México
Secretaría de Finanzas
Instituto de Información e Investigación
Geográfica, Estadística y Catastral



BOLETÍN DE ESTADÍSTICAS VITALES 2007

Diciembre 2007

CONTENIDO

PRESENTACIÓN

| | PÁG. |
|----------------------------------------------------------------------------------------------------------|-------------|
| NATALIDAD Y MORTALIDAD EN EL ESTADO DE MÉXICO | 7 |
| I. NACIMIENTOS | |
| Nacimientos generales registrados y registrados menores de un año por sexo según mes de registro 2006 | 13 |
| Nacimientos generales registrados y registrados menores de un año por sexo según municipio 2006 | 14 |
| Nacimientos generales registrados por sexo y mes de registro según municipio 2006 | 16 |
| Nacimientos registrados menores de un año por sexo y mes de registro según municipio 2006 | 24 |
| 2. DEFUNCIONES | |
| Defunciones generales registradas y defunciones de menores de un año por sexo según mes de registro 2006 | 35 |
| Defunciones generales registradas y defunciones de menores de un año por sexo según municipio 2006 | 36 |
| Defunciones generales registradas por sexo y mes de registro según municipio 2006 | 38 |
| Defunciones registradas de menores de un año por sexo y mes de registro según municipio 2006 | 46 |
| Defunciones registradas de 1 a 4 años por sexo y mes de registro según municipio 2006 | 54 |
| Defunciones registradas de 5 a 17 años por sexo y mes de registro según municipio 2006 | 62 |
| Defunciones registradas de mayores de 18 años por sexo y mes de registro según municipio 2006 | 70 |
| 3. MATRIMONIOS | |
| Matrimonios registrados de mayores y menores de 18 años por sexo según mes de registro 2006 | 81 |
| Matrimonios registrados de mayores y menores de 18 años por sexo según municipio 2006 | 82 |

| | |
|--------------------------------------------------------------------------------------------------|----|
| Matrimonios registrados de mayores y menores de 18 años por mes de registro según municipio 2006 | 84 |
|--------------------------------------------------------------------------------------------------|----|

CONTENIDO

| | PÁG. |
|------------------------------------------------------------------------------------------------------------|-------------|
| 4. DIVORCIOS | |
| Divorcios registrados por tipo de trámite según mes de registro 2006 | 95 |
| Divorcios registrados por tipo de trámite según municipio 2006 | 96 |
| Divorcios registrados por tipo de trámite y mes de registro según municipio 2006 | 98 |
| 5. INDICADORES BÁSICOS | |
| Población total, crecimiento natural y tasa de crecimiento natural según municipio 2006 | 109 |
| Tasa bruta de natalidad, tasa bruta de mortalidad y tasa bruta de mortalidad infantil según municipio 2006 | 111 |
| Tasa bruta de nupcialidad y divorcialidad e índice de divorcialidad según municipio 2006 | 113 |
| GLOSARIO DE TÉRMINOS | 117 |

PRESENTACIÓN

Con el propósito de difundir algunos de los elementos básicos para el análisis demográfico estatal, el Gobierno del Estado de México ha elaborado el compendio de cifras estadísticas de los hechos vitales, el cual es producto de la coordinación directa entre la Dirección General del Registro Civil y el Instituto de Información Geográfica, Estadística y Catastral del Estado de México.

La información que a continuación se presenta, constituye el conocimiento cuantitativo y las características de los hechos vitales: nacimientos, defunciones, matrimonios y divorcios registrados durante el año 2006 en el Estado de México y se titula **Boletín de Estadísticas Vitales 2007**.

En el primer capítulo se presenta la información de nacimientos generales registrados, y menores de un año registrados (nacidos vivos) por sexo y mes de registro según municipio donde fue asentado el hecho.

El segundo capítulo contiene la información estadística básica de defunciones: generales, menores de un año, de 1 a 4 años, de 5 a 17 años y de mayores de 18 años, por sexo y mes de registro para cada municipio.

El tercer capítulo presenta el número de matrimonios registrados de personas mayores y menores de 18 años por sexo y mes de registro según municipio.

El cuarto capítulo incluye el número de divorcios por tipo de trámite: judicial y/o administrativo, y mes de registro según municipio.

Por último el capítulo cinco contiene los valores de los indicadores de natalidad, mortalidad, nupcialidad y divorcialidad; así como el crecimiento natural de la población a nivel estatal, destacando gráficamente su importancia por municipio.

Conscientes de la utilidad de la información estadística, y de su importancia como herramienta para un mejor conocimiento demográfico de nuestra entidad, la Dirección General del Registro Civil y el Instituto de Información e Investigación Geográfica, Estadística y Catastral del Estado de México, agradecerán todas las opiniones y sugerencias de los usuarios en general, que contribuyan al enriquecimiento del documento.

NATALIDAD Y MORTALIDAD EN EL ESTADO DE MEXICO

Los datos de población para el 2006 muestran que el estado de México cuenta con una población de 14 187 741 habitantes.

Crecimiento natural

La tasa de crecimiento natural, es decir, la diferencia entre los nacimientos y las defunciones registradas, relacionada con la población total del estado, muestra que durante el año de estudio se sumaron 17.2 personas por cada mil habitantes. Esto significa un incremento natural de la población en 243 992 habitantes. De esta cifra, los cinco municipios con mayor aporte en conjunto representan el 34.5% del crecimiento de la población: Ecatepec de Morelos (11.3%), Nezahualcóyotl (8.7%), Toluca (5.3%), Naucalpan de Juárez (5.0%) y Tlalnepantla de Baz (4.2%); mientras que en el otro extremo los municipios de Papalotla, San Simón de Guerrero, Texcalyacac, Zacazonapan y Oztoloapan contribuyen únicamente con el 0.2% de la población agregada.

Por otra parte en términos relativos, la tasa de crecimiento nos muestra que los municipios con mayor crecimiento son: Papalotla (33.6%), Ayapango (32.5), San José del Rincón (30.8%), San Felipe del Progreso (29.7%) y Jilotzingo (29.2); en tanto que los municipios que registran las tasas inferiores: Amatepec (10.5%), Cuautitlán (10.6%), Metepec (12.2%), Ixtapaluca y Tlatlaya (12.3%).

I. Natalidad

En el año 2006, se registraron 325 972 nacimientos, correspondiendo 89.6% a nacidos vivos registrados (menores de un año), y 10.4% a registros extemporáneos.

El registro de menores de un año representa aproximadamente el 35.7% en el conjunto de los municipios de Ecatepec de Morelos, Nezahualcóyotl, Toluca, Naucalpan de Juárez y Tlalnepantla de Baz. Alcanzando una tasa bruta de natalidad de 20.6 nacimientos por cada mil habitantes en el estado.

Este indicador alcanzó en el año valores superiores al estatal en 92 municipios, los que presentan las tasas más altas son: Papalotla (35.7), San Felipe del Progreso (34.9), Ayapango (34.8), San José del Rincón (34.7) y Jilotzingo (31.9). Mientras que los municipios que mostraron tasas menos

significativas fueron Tlatlaya (16.7), Amatepec (15.6), Tecámac (14.4), Tultitlán (14.3) e Ixtapaluca (13.6).

2.Mortalidad

Se registraron en el territorio estatal 48 191 decesos, alcanzando una tasa bruta de mortalidad de 3.4 fallecimientos anuales por cada mil habitantes, situación que se ha mantenido en este promedio debido a la mayor disponibilidad de servicios médicos, entre otros factores. Los municipios con mayores índices de mortalidad fueron: Atlacomulco (7.2%), Ixtapan de la Sal (6.9%), Toluca (6.3%), Cuautitlán (6.2%) y Valle de Bravo (6.1%); mientras que los municipios con menor mortalidad son Tultepec, Ixtapaluca, Chicoloapan, Tultitlán y Jaltenco.

En términos absolutos, los municipios que presentaron mayor número de defunciones son: Ecatepec de Morelos, Toluca, Naucalpan de Juárez, Tlalnepantla de Baz, Nezahualcóyotl, Cuautitlán Izcalli, Atizapán de Zaragoza, Metepec, Coacalco de Berriozábal y Chimalhuacán sumando 26 237 equivalente al 55.2% de las defunciones totales del estado registradas durante 2006.

Con el descenso de la mortalidad en el estado, la mortalidad infantil ha venido reduciéndose, registrando 3 777 defunciones y una tasa de 12.8 defunciones de niños menores de un año por cada mil nacidos vivos registrados; sin embargo, es de señalar que algunos municipios alcanzan cifras superiores al promedio estatal, destacando: Toluca, Cuautitlán, Atlacomulco, San Felipe del Progreso, Ecatzingo, Tenancingo, Amecameca, Papalotla, Valle de Bravo e Ixtapan de la Sal.

En términos absolutos entre los municipios con mayor número de defunciones de menores de un año se encuentran: Toluca, Ecatepec de Morelos, Naucalpan de Juárez, Nezahualcóyotl, Chimalhuacán, Tlalnepantla de Baz, Atizapán de Zaragoza, San Felipe del Progreso, Chalco y Atlacomulco; los cuales en conjunto representan el 56.2% del total estatal.

3.Matrimonios

El número de matrimonios civiles registrados en el año 2006 fue de 66 506 actos que representan una tasa bruta de nupcialidad de 4.7; es decir se celebraron aproximadamente 5 matrimonios por cada mil habitantes.

Entre los municipios que registraron mayores tasas de nupcialidad se encuentran: Nextlalpan, Ayapango, Papalotla, Temamatla y Chapultepec, entre otros que superan el promedio estatal. Del total de los contratos matrimoniales el 50.1% se celebraron en los municipios de Ecatepec de Morelos, Nezahualcóyotl, Toluca, Naucalpan de Juárez, Tlalnepantla de Baz, Cuautitlán Izcalli, Atizapán de Zaragoza, Chimalhuacán, Tultitlán y Coacalco de Berriozábal.

Una característica fundamental del fenómeno lo constituye la edad de los contrayentes, que para el caso muestra una proporción de 94% mayores de 18 años y 6% menores de edad.

4.Divorcios

Durante el año 2006 en el estado, se registraron 7 963 actos de disolución de matrimonio, la mayor parte de casos se dan en los municipios de Nezahualcóyotl, Naucalpan de Juárez , Ecatepec de Morelos, Toluca y Tlalnepantla de Baz, concentrando el 45.6% del total estatal.

La tasa bruta de divorcialidad para el estado, es decir la relación entre los divorcios registrados y la población total ascendió a seis divorcios por cada mil personas, destacando en este rubro los municipios de Papalotla, Ayapango, Cocotitlán, Oztoloapan y Chiautla, entre otros. Mientras que el índice de divorcialidad llegó a 12 divorcios por cada cien matrimonios celebrados en la entidad.



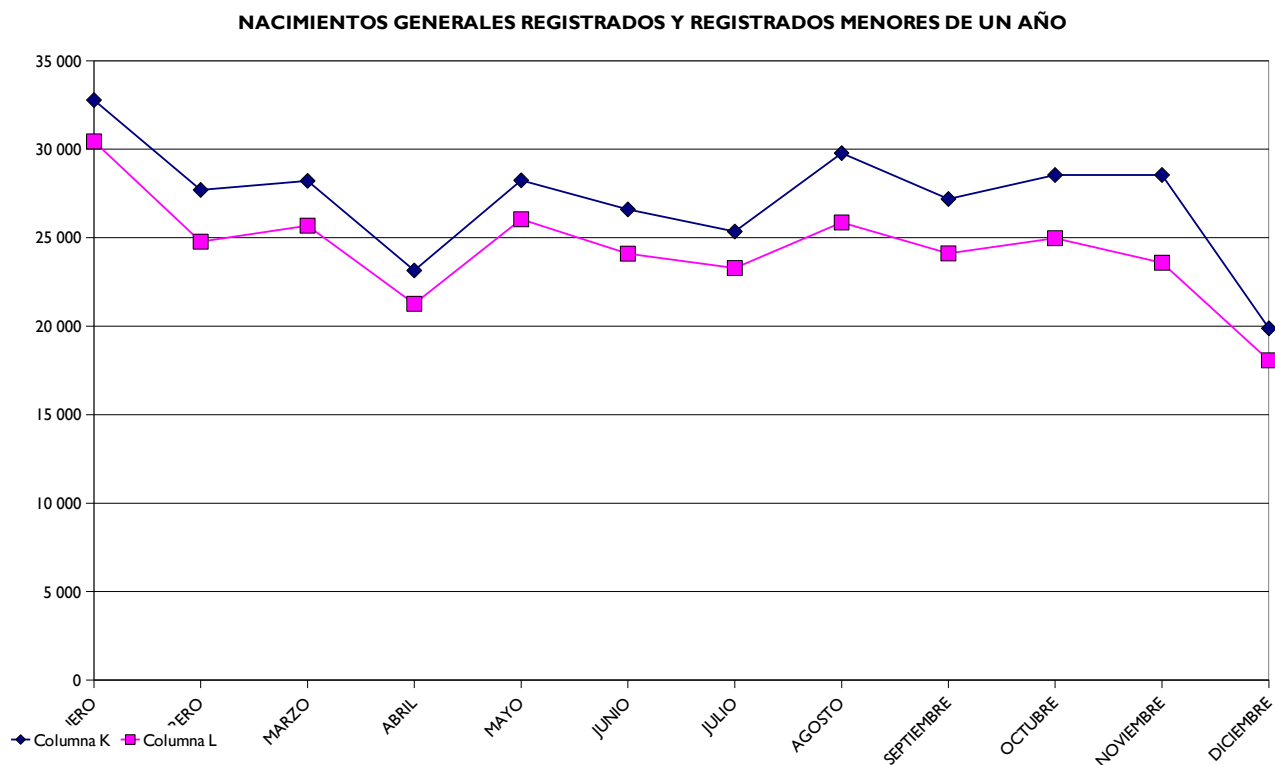
NACIMIENTOS

**NACIMIENTOS GENERALES REGISTRADOS Y REGISTRADOS MENORES DE UN AÑO
POR MES DE REGISTRO SEGÚN SEXO
2006**

CUADRO 1.1

| MES DE REGISTRO | GENERALES REGISTRADOS | | | MENORES DE UN AÑO | | |
|-------------------------|-----------------------|----------------|----------------|-------------------|----------------|----------------|
| | TOTAL | HOMBRES | MUJERES | TOTAL | HOMBRES | MUJERES |
| ESTADO DE MÉXICO | 325 972 | 163 184 | 162 788 | 292 183 | 147 990 | 144 193 |
| ENERO | 32 775 | 16 483 | 16 292 | 30 447 | 15 361 | 15 086 |
| FEBRERO | 27 693 | 13 887 | 13 806 | 24 776 | 12 543 | 12 233 |
| MARZO | 28 214 | 14 112 | 14 102 | 25 676 | 12 935 | 12 741 |
| ABRIL | 23 153 | 11 582 | 11 571 | 21 268 | 10 705 | 10 563 |
| MAYO | 28 247 | 14 255 | 13 992 | 26 042 | 13 246 | 12 796 |
| JUNIO | 26 602 | 13 369 | 13 233 | 24 096 | 12 241 | 11 855 |
| JULIO | 25 345 | 12 860 | 12 485 | 23 281 | 11 934 | 11 347 |
| AGOSTO | 29 779 | 14 752 | 15 027 | 25 868 | 12 941 | 12 927 |
| SEPTIEMBRE | 27 189 | 13 552 | 13 637 | 24 113 | 12 109 | 12 004 |
| OCTUBRE | 28 547 | 14 156 | 14 391 | 24 963 | 12 610 | 12 353 |
| NOVIEMBRE | 28 543 | 14 137 | 14 406 | 23 580 | 12 133 | 11 447 |
| DICIEMBRE | 19 885 | 10 039 | 9 846 | 18 073 | 9 232 | 8 841 |

FUENTE: GEM. Secretaría General de Gobierno. Dirección General del Registro Civil. Movimiento Registral, 2006.



FUENTE: CUADRO 1.1

**NACIMIENTOS GENERALES REGISTRADOS Y REGISTRADOS MENORES DE UN AÑO
POR MUNICIPIO SEGÚN SEXO
2006**

CUADRO 1.2

| MUNICIPIO | GENERALES REGISTRADOS | | | MENORES DE UN AÑO | | |
|-------------------------|-----------------------|----------------|----------------|-------------------|----------------|----------------|
| | TOTAL | HOMBRES | MUJERES | TOTAL | HOMBRES | MUJERES |
| ESTADO DE MÉXICO | 325 972 | 163 184 | 162 788 | 292 183 | 147 990 | 144 193 |
| ACAMBAY | 1 629 | 815 | 814 | 1 420 | 725 | 695 |
| ACOLMAN | 1 662 | 835 | 827 | 1 518 | 774 | 744 |
| ACULCO | 1 079 | 579 | 500 | 1 004 | 533 | 471 |
| ALMOLOYA DE ALQUISIRAS | 418 | 220 | 198 | 328 | 172 | 156 |
| ALMOLOYA DE JUÁREZ | 3 677 | 1 864 | 1 813 | 3 259 | 1 677 | 1 582 |
| ALMOLOYA DEL RÍO | 257 | 126 | 131 | 223 | 110 | 113 |
| AMANALCO | 620 | 302 | 318 | 542 | 269 | 273 |
| AMATEPEC | 634 | 302 | 332 | 421 | 210 | 211 |
| AMECAMECA | 1 121 | 548 | 573 | 1 004 | 499 | 505 |
| APAXCO | 620 | 300 | 320 | 582 | 280 | 302 |
| ATENCO | 969 | 475 | 494 | 836 | 423 | 413 |
| ATIZAPAN | 301 | 164 | 137 | 271 | 149 | 122 |
| ATIZAPAN DE ZARAGOZA | 9 387 | 4 758 | 4 629 | 8 472 | 4 369 | 4 103 |
| ATLACOMULCO | 2 551 | 1 255 | 1 296 | 2 277 | 1 141 | 1 136 |
| ATLAUTLA | 661 | 329 | 332 | 556 | 276 | 280 |
| AXAPUSCO | 649 | 332 | 317 | 583 | 308 | 275 |
| AYAPANGO | 249 | 123 | 126 | 226 | 108 | 118 |
| CALIMAYA | 1 059 | 516 | 543 | 962 | 479 | 483 |
| CAPULHÚAC | 800 | 396 | 404 | 712 | 360 | 352 |
| COACALCO DE BERRIOZABAL | 5 623 | 2 812 | 2 811 | 5 426 | 2 733 | 2 693 |
| COATEPEC HARINAS | 1 101 | 532 | 569 | 847 | 411 | 436 |
| COCOTITLÁN | 297 | 146 | 151 | 288 | 140 | 148 |
| COYOTEPEC | 1 165 | 581 | 584 | 1 081 | 547 | 534 |
| CUAUTITLÁN | 2 022 | 992 | 1 030 | 1 887 | 937 | 950 |
| CUAUTITLÁN IZCALLI | 8 963 | 4 454 | 4 509 | 8 498 | 4 245 | 4 253 |
| CHALCO | 5 897 | 2 903 | 2 994 | 4 991 | 2 489 | 2 502 |
| CHAPA DE MOTA | 740 | 370 | 370 | 672 | 342 | 330 |
| CHAPULTEPEC | 169 | 87 | 82 | 153 | 79 | 74 |
| CHIAUTLA | 645 | 316 | 329 | 549 | 273 | 276 |
| CHICOLOAPAN | 3 606 | 1 801 | 1 805 | 3 245 | 1 646 | 1 599 |
| CHICONCUAC | 611 | 313 | 298 | 558 | 290 | 268 |
| CHIMALHUACÁN | 11 395 | 5 693 | 5 702 | 9 477 | 4 807 | 4 670 |
| DONATO GUERRA | 1 033 | 540 | 493 | 863 | 464 | 399 |
| ECATEPEC DE MORELOS | 35 427 | 17 788 | 17 639 | 33 093 | 16 698 | 16 395 |
| ECATZINGO | 256 | 117 | 139 | 212 | 97 | 115 |
| EL ORO | 830 | 411 | 419 | 702 | 355 | 347 |
| HUEHUETOCA | 1 381 | 688 | 693 | 1 316 | 656 | 660 |
| HUEYPOXTLA | 1 056 | 530 | 526 | 1 003 | 504 | 499 |
| HUIXQUILUCAN | 4 832 | 2 383 | 2 449 | 4 422 | 2 210 | 2 212 |
| ISIDRO FABELA | 267 | 132 | 135 | 222 | 113 | 109 |
| IXTAPALUCA | 6 721 | 3 356 | 3 365 | 6 119 | 3 090 | 3 029 |
| IXTAPAN DE LA SAL | 893 | 419 | 474 | 782 | 377 | 405 |
| IXTAPAN DEL ORO | 182 | 89 | 93 | 166 | 83 | 83 |
| IXTLAHUACA | 3 683 | 1 832 | 1 851 | 3 376 | 1 699 | 1 677 |
| JALTENCO | 630 | 313 | 317 | 578 | 291 | 287 |
| JILOTEPEC | 1 938 | 933 | 1 005 | 1 828 | 881 | 947 |
| JILOTZINGO | 517 | 248 | 269 | 451 | 225 | 226 |
| JIQUIPILCO | 2 024 | 963 | 1 061 | 1 678 | 806 | 872 |
| JOCOTITLÁN | 1 407 | 691 | 716 | 1 291 | 649 | 642 |
| JOQUICINGO | 351 | 186 | 165 | 313 | 164 | 149 |
| JUCHITEPEC | 524 | 265 | 259 | 491 | 252 | 239 |
| LA PAZ | 7 014 | 3 571 | 3 443 | 6 256 | 3 211 | 3 045 |
| LERMA | 3 124 | 1 543 | 1 581 | 2 696 | 1 378 | 1 318 |
| LUVIANOS | 741 | 391 | 350 | 534 | 284 | 250 |
| MALINALCO | 738 | 368 | 370 | 647 | 321 | 326 |
| MELCHOR OCAMPO | 1 006 | 527 | 479 | 905 | 478 | 427 |
| METEPEC | 3 917 | 1 931 | 1 986 | 3 700 | 1 848 | 1 852 |
| MEXICALTZINGO | 289 | 139 | 150 | 263 | 129 | 134 |
| MORELOS | 954 | 475 | 479 | 767 | 397 | 370 |
| NAUCALPAN DE JUÁREZ | 17 049 | 8 578 | 8 471 | 15 556 | 7 899 | 7 657 |
| NEXTLALPAN | 564 | 293 | 271 | 503 | 257 | 246 |
| NEZAHUALCÓYOTL | 27 574 | 13 826 | 13 748 | 24 400 | 12 376 | 12 024 |

(Continúa)

**NACIMIENTOS GENERALES REGISTRADOS Y REGISTRADOS MENORES DE UN AÑO
POR MUNICIPIO SEGÚN SEXO
2006**

CUADRO 1.2

| MUNICIPIO | GENERALES REGISTRADOS | | | MENORES DE UN AÑO | | |
|-----------------------------|-----------------------|---------|---------|-------------------|---------|---------|
| | TOTAL | HOMBRES | MUJERES | TOTAL | HOMBRES | MUJERES |
| NICOLÁS ROMERO | 6 943 | 3 455 | 3 488 | 6 254 | 3 115 | 3 139 |
| NOPALTEPEC | 229 | 122 | 107 | 214 | 115 | 99 |
| OCOYOACAC | 1 302 | 662 | 640 | 1 196 | 615 | 581 |
| OCUILAN | 750 | 403 | 347 | 607 | 324 | 283 |
| OTUMBA | 867 | 448 | 419 | 766 | 408 | 358 |
| OTZOLOAPAN | 100 | 57 | 43 | 84 | 50 | 34 |
| OTZOLOTEPEC | 1 953 | 959 | 994 | 1 715 | 849 | 866 |
| OZUMBA | 715 | 331 | 384 | 560 | 263 | 297 |
| PAPALOTLA | 154 | 79 | 75 | 136 | 68 | 68 |
| POLOTITLÁN | 300 | 154 | 146 | 289 | 150 | 139 |
| RAYÓN | 277 | 134 | 143 | 257 | 120 | 137 |
| SAN ANTONIO LA ISLA | 339 | 168 | 171 | 283 | 144 | 139 |
| SAN FELIPE DEL PROGRESO | 4 120 | 2 057 | 2 063 | 3 528 | 1 795 | 1 733 |
| SAN JOSÉ DEL RINCÓN | 3 425 | 1 722 | 1 703 | 2 803 | 1 426 | 1 377 |
| SAN MARTÍN DE LAS PIRÁMIDES | 550 | 290 | 260 | 509 | 274 | 235 |
| SAN MATEO ATENCO | 2 000 | 1 021 | 979 | 1 822 | 934 | 888 |
| SAN SIMÓN DE GUERRERO | 156 | 76 | 80 | 139 | 68 | 71 |
| SANTO TOMÁS | 192 | 95 | 97 | 166 | 82 | 84 |
| SOYANIQUILPAN DE JUÁREZ | 304 | 151 | 153 | 281 | 143 | 138 |
| SULTEPEC | 778 | 399 | 379 | 605 | 309 | 296 |
| TECÁMAC | 4 332 | 2 166 | 2 166 | 3 962 | 2 007 | 1 955 |
| TEJUPILCO | 1 981 | 989 | 992 | 1 478 | 750 | 728 |
| TEMAMATLA | 298 | 153 | 145 | 249 | 132 | 117 |
| TEMASCALAPA | 786 | 379 | 407 | 678 | 329 | 349 |
| TEMASCALCINGO | 1 738 | 862 | 876 | 1 502 | 761 | 741 |
| TEMASCALTEPEC | 909 | 438 | 471 | 774 | 377 | 397 |
| TEMOAYA | 2 815 | 1 444 | 1 371 | 2 418 | 1 264 | 1 154 |
| TENANCINGO | 2 200 | 1 157 | 1 043 | 1 910 | 1 018 | 892 |
| TENANGO DEL AIRE | 265 | 123 | 142 | 235 | 109 | 126 |
| TENANGO DEL VALLE | 1 901 | 937 | 964 | 1 643 | 835 | 808 |
| TEOLOYUCÁN | 1 990 | 1 042 | 948 | 1 831 | 958 | 873 |
| TEOTIHUACÁN | 1 298 | 624 | 674 | 1 128 | 554 | 574 |
| TEPETLAXTOC | 602 | 295 | 307 | 544 | 272 | 272 |
| TEPETLIXPA | 484 | 233 | 251 | 388 | 194 | 194 |
| TEPOTZOTLÁN | 1 526 | 763 | 763 | 1 400 | 712 | 688 |
| TEQUIXQUIAC | 821 | 417 | 404 | 758 | 397 | 361 |
| TEXCALTITLÁN | 525 | 263 | 262 | 419 | 219 | 200 |
| TEXCALYACAC | 117 | 59 | 58 | 110 | 57 | 53 |
| TEXCOCO | 4 758 | 2 347 | 2 411 | 4 284 | 2 146 | 2 138 |
| TEZOYUCA | 640 | 335 | 305 | 552 | 286 | 266 |
| TIANGUISTENCO | 1 849 | 912 | 937 | 1 639 | 819 | 820 |
| TIMILPAN | 412 | 201 | 211 | 374 | 187 | 187 |
| TLALMANALCO | 960 | 481 | 479 | 865 | 442 | 423 |
| TLALNEPANTLA DE BAZ | 14 437 | 7 175 | 7 262 | 13 590 | 6 813 | 6 777 |
| TLATLAYA | 912 | 428 | 484 | 555 | 278 | 277 |
| TOLUCA | 19 340 | 9 728 | 9 612 | 17 603 | 8 971 | 8 632 |
| TONANITLA | 209 | 103 | 106 | 187 | 95 | 92 |
| TONATICO | 231 | 113 | 118 | 202 | 100 | 102 |
| TULTEPEC | 2 107 | 1 101 | 1 006 | 1 929 | 1 003 | 926 |
| TULTITLÁN | 7 569 | 3 883 | 3 686 | 6 928 | 3 592 | 3 336 |
| VALLE DE BRAVO | 1 527 | 727 | 800 | 1 317 | 635 | 682 |
| VALLE DE CHALCO SOLIDARIDAD | 6 794 | 3 412 | 3 382 | 5 973 | 3 021 | 2 952 |
| VILLA DE ALLENDE | 1 415 | 733 | 682 | 1 205 | 634 | 571 |
| VILLA DEL CARBÓN | 1 276 | 653 | 623 | 1 104 | 565 | 539 |
| VILLA GUERRERO | 1 700 | 836 | 864 | 1 376 | 693 | 683 |
| VILLA VICTORIA | 2 877 | 1 428 | 1 449 | 2 446 | 1 241 | 1 205 |
| XALATLACO | 631 | 314 | 317 | 531 | 271 | 260 |
| XONACATLÁN | 1 410 | 678 | 732 | 1 216 | 601 | 615 |
| ZACAZONAPAN | 86 | 49 | 37 | 78 | 46 | 32 |
| ZACUALPAN | 400 | 204 | 196 | 322 | 173 | 149 |
| ZINACANTEPEC | 3 620 | 1 798 | 1 822 | 3 310 | 1 671 | 1 639 |
| ZUMPAHUACÁN | 420 | 207 | 213 | 326 | 164 | 162 |
| ZUMPANGO | 2 851 | 1 446 | 1 405 | 2 629 | 1 353 | 1 276 |

FUENTE: GEM. Secretaría General de Gobierno. Dirección General del Registro Civil. Movimiento Registral, 2006.

NACIMIENTOS GENERALES REGISTRADOS POR MUNICIPIO SEGÚN MES DE REGISTRO Y SEXO
2006

CUADRO 1.3
(1a. parte)

| MUNICIPIO | ENERO | | | FEBRERO | | | MARZO | | |
|-------------------------|---------------|---------------|---------------|---------------|---------------|---------------|---------------|---------------|---------------|
| | TOTAL | HOMBRES | MUJERES | TOTAL | HOMBRES | MUJERES | TOTAL | HOMBRES | MUJERES |
| ESTADO DE MÉXICO | 32 775 | 16 483 | 16 292 | 27 693 | 13 887 | 13 806 | 28 214 | 14 112 | 14 102 |
| ACAMBAY | 185 | 100 | 85 | 135 | 57 | 78 | 149 | 82 | 67 |
| ACOLMAN | 157 | 85 | 72 | 137 | 74 | 63 | 145 | 68 | 77 |
| ACULCO | 99 | 50 | 49 | 78 | 41 | 37 | 91 | 44 | 47 |
| ALMOLOYA DE ALQUISIRAS | 48 | 28 | 20 | 41 | 18 | 23 | 33 | 17 | 16 |
| ALMOLOYA DE JUÁREZ | 423 | 209 | 214 | 288 | 146 | 142 | 304 | 144 | 160 |
| ALMOLOYA DEL RÍO | 21 | 10 | 11 | 25 | 12 | 13 | 19 | 10 | 9 |
| AMANALCO | 52 | 25 | 27 | 61 | 29 | 32 | 55 | 30 | 25 |
| AMATEPEC | 45 | 19 | 26 | 40 | 24 | 16 | 51 | 26 | 25 |
| AMECAMECA | 110 | 47 | 63 | 70 | 28 | 42 | 116 | 66 | 50 |
| APAXCO | 63 | 34 | 29 | 51 | 24 | 27 | 52 | 28 | 24 |
| ATENCO | 95 | 40 | 55 | 70 | 32 | 38 | 75 | 37 | 38 |
| ATIZAPAN | 30 | 12 | 18 | 25 | 15 | 10 | 16 | 10 | 6 |
| ATIZAPAN DE ZARAGOZA | 1 043 | 533 | 510 | 838 | 408 | 430 | 839 | 431 | 408 |
| ATLACOMULCO | 242 | 124 | 118 | 244 | 112 | 132 | 225 | 110 | 115 |
| ATLAUTLA | 76 | 43 | 33 | 53 | 27 | 26 | 67 | 37 | 30 |
| AXAPUSCO | 66 | 30 | 36 | 50 | 34 | 16 | 54 | 24 | 30 |
| AYAPANGO | 21 | 10 | 11 | 18 | 12 | 6 | 16 | 5 | 11 |
| CALIMAYA | 97 | 50 | 47 | 81 | 47 | 34 | 85 | 41 | 44 |
| CAPULHÚAC | 82 | 43 | 39 | 67 | 36 | 31 | 75 | 33 | 42 |
| COACALCO DE BERRIOZABAL | 553 | 262 | 291 | 452 | 235 | 217 | 456 | 219 | 237 |
| COATEPEC HARINAS | 129 | 62 | 67 | 79 | 36 | 43 | 100 | 42 | 58 |
| COCOTITLÁN | 36 | 22 | 14 | 24 | 8 | 16 | 29 | 13 | 16 |
| COYOTEPEC | 103 | 50 | 53 | 117 | 59 | 58 | 95 | 45 | 50 |
| CUAUTITLÁN | 162 | 83 | 79 | 180 | 85 | 95 | 159 | 79 | 80 |
| CUAUTITLÁN IZCALLI | 952 | 471 | 481 | 738 | 367 | 371 | 808 | 399 | 409 |
| CHALCO | 578 | 293 | 285 | 504 | 246 | 258 | 517 | 252 | 265 |
| CHAPA DE MOTA | 80 | 44 | 36 | 80 | 38 | 42 | 69 | 31 | 38 |
| CHAPULTEPEC | 15 | 9 | 6 | 12 | 7 | 5 | 11 | 5 | 6 |
| CHIAUTLA | 63 | 31 | 32 | 69 | 36 | 33 | 49 | 21 | 28 |
| CHICOLOAPAN | 378 | 206 | 172 | 311 | 165 | 146 | 335 | 160 | 175 |
| CHICONCUAC | 56 | 33 | 23 | 50 | 23 | 27 | 58 | 33 | 25 |
| CHIMALHUACÁN | 1 118 | 561 | 557 | 976 | 492 | 484 | 1 035 | 505 | 530 |
| DONATO GUERRA | 117 | 56 | 61 | 82 | 46 | 36 | 89 | 54 | 35 |
| ECATEPEC DE MORELOS | 3 452 | 1 764 | 1 688 | 3 039 | 1 546 | 1 493 | 3 197 | 1 610 | 1 587 |
| ECATZINGO | 20 | 12 | 8 | 24 | 10 | 14 | 15 | 6 | 9 |
| EL ORO | 80 | 38 | 42 | 74 | 42 | 32 | 64 | 34 | 30 |
| HUEHUETOCA | 132 | 59 | 73 | 124 | 67 | 57 | 107 | 48 | 59 |
| HUEYOXTLA | 105 | 59 | 46 | 90 | 41 | 49 | 77 | 36 | 41 |
| HUIXQUILUCAN | 428 | 218 | 210 | 398 | 209 | 189 | 433 | 206 | 227 |
| ISIDRO FABELA | 22 | 12 | 10 | 31 | 16 | 15 | 12 | 5 | 7 |
| IXTAPALUCA | 651 | 326 | 325 | 579 | 283 | 296 | 685 | 316 | 369 |
| IXTAPAN DE LA SAL | 105 | 59 | 46 | 72 | 33 | 39 | 111 | 49 | 62 |
| IXTAPAN DEL ORO | 22 | 11 | 11 | 12 | 5 | 7 | 12 | 5 | 7 |
| IXTLAHUACA | 350 | 170 | 180 | 304 | 153 | 151 | 330 | 169 | 161 |
| JALTENCO | 66 | 28 | 38 | 59 | 32 | 27 | 53 | 21 | 32 |
| JILOTEPEC | 195 | 98 | 97 | 178 | 102 | 76 | 161 | 81 | 80 |
| JILOTZINGO | 51 | 29 | 22 | 36 | 17 | 19 | 48 | 26 | 22 |
| JIQUIPILCO | 217 | 107 | 110 | 188 | 96 | 92 | 202 | 98 | 104 |
| JOCOTITLÁN | 140 | 62 | 78 | 138 | 78 | 60 | 124 | 57 | 67 |
| JOQUICINGO | 46 | 27 | 19 | 28 | 15 | 13 | 26 | 10 | 16 |
| JUCHITEPEC | 53 | 18 | 35 | 36 | 20 | 16 | 48 | 20 | 28 |
| LA PAZ | 666 | 343 | 323 | 628 | 307 | 321 | 577 | 293 | 284 |
| LERMA | 294 | 148 | 146 | 280 | 135 | 145 | 250 | 130 | 120 |
| LUVIANOS | 73 | 38 | 35 | 55 | 27 | 28 | 65 | 32 | 33 |
| MALINALCO | 87 | 46 | 41 | 63 | 27 | 36 | 65 | 28 | 37 |
| MELCHOR OCAMPO | 91 | 44 | 47 | 86 | 45 | 41 | 85 | 39 | 46 |
| METEPEC | 418 | 217 | 201 | 320 | 152 | 168 | 351 | 180 | 171 |
| MEXICALTZINGO | 35 | 18 | 17 | 20 | 12 | 8 | 23 | 12 | 11 |
| MORELOS | 103 | 54 | 49 | 86 | 45 | 41 | 57 | 27 | 30 |
| NAUCALPAN DE JUÁREZ | 1 743 | 876 | 867 | 1 505 | 739 | 766 | 1 519 | 780 | 739 |
| NEXTLALPAN | 62 | 30 | 32 | 44 | 17 | 27 | 52 | 25 | 27 |
| NEZAHUALCÓYOTL | 2 652 | 1 308 | 1 344 | 2 345 | 1 210 | 1 135 | 2 328 | 1 163 | 1 165 |

(Continúa)

**NACIMIENTOS GENERALES REGISTRADOS POR MUNICIPIO SEGÚN MES DE REGISTRO Y SEXO
2006**

CUADRO 1.3

| MUNICIPIO | ENERO | | | FEBRERO | | | MARZO | | |
|-----------------------------|-------|---------|---------|---------|---------|---------|-------|---------|---------|
| | TOTAL | HOMBRES | MUJERES | TOTAL | HOMBRES | MUJERES | TOTAL | HOMBRES | MUJERES |
| NICOLÁS ROMERO | 803 | 380 | 423 | 562 | 287 | 275 | 607 | 317 | 290 |
| NOPALTEPEC | 28 | 20 | 8 | 15 | 7 | 8 | 23 | 15 | 8 |
| OCOYOACAC | 110 | 58 | 52 | 117 | 59 | 58 | 127 | 62 | 65 |
| OCUILAN | 66 | 33 | 33 | 69 | 40 | 29 | 63 | 40 | 23 |
| OTUMBA | 94 | 46 | 48 | 67 | 36 | 31 | 69 | 31 | 38 |
| OTZOLOAPAN | 6 | 4 | 2 | 7 | 2 | 5 | 10 | 5 | 5 |
| OTZOLOTEPEC | 192 | 110 | 82 | 168 | 85 | 83 | 183 | 88 | 95 |
| OZUMBA | 71 | 37 | 34 | 67 | 35 | 32 | 58 | 23 | 35 |
| PAPALOTLA | 14 | 6 | 8 | 16 | 5 | 11 | 10 | 8 | 2 |
| POLOTITLÁN | 37 | 19 | 18 | 28 | 11 | 17 | 26 | 14 | 12 |
| RAYÓN | 28 | 13 | 15 | 27 | 11 | 16 | 28 | 14 | 14 |
| SAN ANTONIO LA ISLA | 32 | 9 | 23 | 26 | 13 | 13 | 31 | 19 | 12 |
| SAN FELIPE DEL PROGRESO | 392 | 189 | 203 | 382 | 192 | 190 | 340 | 178 | 162 |
| SAN JOSÉ DEL RINCÓN | 311 | 163 | 148 | 242 | 108 | 134 | 276 | 132 | 144 |
| SAN MARTÍN DE LAS PIRÁMIDES | 53 | 25 | 28 | 42 | 21 | 21 | 49 | 20 | 29 |
| SAN MATEO ATENCO | 181 | 81 | 100 | 153 | 67 | 86 | 158 | 86 | 72 |
| SAN SIMÓN DE GUERRERO | 15 | 8 | 7 | 12 | 4 | 8 | 11 | 5 | 6 |
| SANTO TOMÁS | 21 | 8 | 13 | 15 | 11 | 4 | 16 | 9 | 7 |
| SOYANIQUILPAN DE JUÁREZ | 25 | 10 | 15 | 16 | 5 | 11 | 20 | 10 | 10 |
| SULTEPEC | 65 | 35 | 30 | 61 | 30 | 31 | 74 | 43 | 31 |
| TECÁMAC | 486 | 237 | 249 | 398 | 207 | 191 | 406 | 199 | 207 |
| TEJUPILCO | 193 | 103 | 90 | 187 | 88 | 99 | 167 | 80 | 87 |
| TEMAMATLA | 29 | 20 | 9 | 32 | 20 | 12 | 18 | 7 | 11 |
| TEMASCALAPA | 66 | 28 | 38 | 85 | 39 | 46 | 59 | 30 | 29 |
| TEMASCALCINGO | 214 | 109 | 105 | 178 | 88 | 90 | 132 | 59 | 73 |
| TEMASCALTEPEC | 84 | 42 | 42 | 82 | 45 | 37 | 75 | 42 | 33 |
| TEMOAYA | 350 | 175 | 175 | 210 | 105 | 105 | 223 | 122 | 101 |
| TENANCINGO | 300 | 161 | 139 | 200 | 102 | 98 | 200 | 104 | 96 |
| TENANGO DEL AIRE | 30 | 13 | 17 | 23 | 12 | 11 | 29 | 15 | 14 |
| TENANGO DEL VALLE | 183 | 90 | 93 | 154 | 76 | 78 | 173 | 94 | 79 |
| TEOLOYUCÁN | 209 | 101 | 108 | 184 | 91 | 93 | 160 | 83 | 77 |
| TEOTIHUACÁN | 115 | 66 | 49 | 85 | 44 | 41 | 110 | 51 | 59 |
| TEPETLAOXTOC | 56 | 24 | 32 | 45 | 21 | 24 | 62 | 29 | 33 |
| TEPETLIXPA | 33 | 18 | 15 | 42 | 17 | 25 | 36 | 16 | 20 |
| TEPOTZOTLÁN | 166 | 72 | 94 | 121 | 58 | 63 | 115 | 54 | 61 |
| TEQUIXQUIAC | 84 | 46 | 38 | 59 | 29 | 30 | 49 | 33 | 16 |
| TEXCALITLÁN | 65 | 32 | 33 | 26 | 11 | 15 | 40 | 21 | 19 |
| TEXCALYACAC | 12 | 5 | 7 | 13 | 7 | 6 | 7 | 4 | 3 |
| TEXCOCO | 451 | 237 | 214 | 357 | 177 | 180 | 400 | 202 | 198 |
| TEZOYUCA | 70 | 33 | 37 | 55 | 31 | 24 | 53 | 25 | 28 |
| TIANGUISTENCO | 173 | 91 | 82 | 132 | 66 | 66 | 172 | 87 | 85 |
| TIMILPAN | 47 | 22 | 25 | 35 | 20 | 15 | 34 | 18 | 16 |
| TLALMANALCO | 101 | 45 | 56 | 84 | 40 | 44 | 101 | 48 | 53 |
| TLALNEPANTLA DE BAZ | 1 506 | 770 | 736 | 1 236 | 620 | 616 | 1 175 | 589 | 586 |
| TLATLAYA | 72 | 33 | 39 | 62 | 31 | 31 | 76 | 38 | 38 |
| TOLUCA | 2 025 | 1 032 | 993 | 1 532 | 768 | 764 | 1 675 | 861 | 814 |
| TONANITLA | 19 | 6 | 13 | 11 | 5 | 6 | 13 | 8 | 5 |
| TONATICO | 12 | 7 | 5 | 22 | 14 | 8 | 28 | 19 | 9 |
| TULTEPEC | 195 | 101 | 94 | 197 | 106 | 91 | 167 | 79 | 88 |
| TULTITLÁN | 733 | 363 | 370 | 644 | 331 | 313 | 643 | 335 | 308 |
| VALLE DE BRAVO | 103 | 55 | 48 | 165 | 77 | 88 | 118 | 57 | 61 |
| VALLE DE CHALCO SOLIDARIDAD | 735 | 372 | 363 | 619 | 302 | 317 | 621 | 324 | 297 |
| VILLA DE ALLENDE | 161 | 85 | 76 | 110 | 57 | 53 | 92 | 49 | 43 |
| VILLA DEL CARBÓN | 136 | 72 | 64 | 113 | 55 | 58 | 109 | 46 | 63 |
| VILLA GUERRERO | 214 | 99 | 115 | 120 | 57 | 63 | 144 | 75 | 69 |
| VILLA VICTORIA | 262 | 141 | 121 | 243 | 116 | 127 | 226 | 112 | 114 |
| XALATLACO | 71 | 37 | 34 | 62 | 31 | 31 | 52 | 23 | 29 |
| XONACATLÁN | 122 | 54 | 68 | 130 | 67 | 63 | 93 | 41 | 52 |
| ZACAZONAPAN | 8 | 5 | 3 | 5 | 2 | 3 | 6 | 4 | 2 |
| ZACUALPAN | 39 | 18 | 21 | 39 | 22 | 17 | 29 | 15 | 14 |
| ZINACANTEPEC | 338 | 171 | 167 | 304 | 140 | 164 | 290 | 137 | 153 |
| ZUMPAHUACÁN | 43 | 21 | 22 | 47 | 23 | 24 | 39 | 16 | 23 |
| ZUMPANGO | 266 | 123 | 143 | 265 | 140 | 125 | 264 | 135 | 129 |

**NACIMIENTOS GENERALES REGISTRADOS POR MUNICIPIO SEGÚN MES DE REGISTRO Y SEXO
2006**

**CUADRO 1.3
(2a. parte)**

| MUNICIPIO | ABRIL | | | MAYO | | | JUNIO | | |
|-------------------------|---------------|---------------|---------------|---------------|---------------|---------------|---------------|---------------|---------------|
| | TOTAL | HOMBRES | MUJERES | TOTAL | HOMBRES | MUJERES | TOTAL | HOMBRES | MUJERES |
| ESTADO DE MÉXICO | 23 153 | 11 582 | 11 571 | 28 247 | 14 255 | 13 992 | 26 602 | 13 369 | 13 233 |
| ACAMBAY | 125 | 63 | 62 | 137 | 67 | 70 | 107 | 56 | 51 |
| ACOLMAN | 117 | 59 | 58 | 142 | 77 | 65 | 132 | 73 | 59 |
| ACULCO | 63 | 37 | 26 | 104 | 59 | 45 | 75 | 44 | 31 |
| ALMOLOYA DE ALQUISIRAS | 31 | 18 | 13 | 32 | 19 | 13 | 28 | 15 | 13 |
| ALMOLOYA DE JUÁREZ | 281 | 145 | 136 | 310 | 151 | 159 | 291 | 172 | 119 |
| ALMOLOYA DEL RÍO | 20 | 11 | 9 | 12 | 5 | 7 | 21 | 7 | 14 |
| AMANALCO | 49 | 19 | 30 | 58 | 24 | 34 | 40 | 19 | 21 |
| AMATEPEC | 32 | 16 | 16 | 40 | 18 | 22 | 48 | 16 | 32 |
| AMECAMECA | 78 | 37 | 41 | 92 | 52 | 40 | 111 | 56 | 55 |
| APAXCO | 38 | 25 | 13 | 40 | 21 | 19 | 60 | 29 | 31 |
| ATENCO | 0 | 0 | 0 | 135 | 70 | 65 | 90 | 45 | 45 |
| ATIZAPAN | 23 | 15 | 8 | 34 | 20 | 14 | 15 | 9 | 6 |
| ATIZAPAN DE ZARAGOZA | 656 | 349 | 307 | 841 | 430 | 411 | 791 | 413 | 378 |
| ATLACOMULCO | 198 | 92 | 106 | 222 | 111 | 111 | 190 | 91 | 99 |
| ATLAUTLA | 52 | 22 | 30 | 40 | 18 | 22 | 47 | 26 | 21 |
| AXAPUSCO | 45 | 23 | 22 | 67 | 39 | 28 | 55 | 29 | 26 |
| AYAPANGO | 21 | 14 | 7 | 12 | 5 | 7 | 24 | 13 | 11 |
| CALIMAYA | 70 | 35 | 35 | 85 | 37 | 48 | 115 | 54 | 61 |
| CAPULHÚAC | 53 | 23 | 30 | 72 | 41 | 31 | 50 | 25 | 25 |
| COACALCO DE BERRIOZABAL | 407 | 209 | 198 | 434 | 204 | 230 | 492 | 229 | 263 |
| COATEPEC HARINAS | 75 | 42 | 33 | 82 | 31 | 51 | 78 | 38 | 40 |
| COCOTITLAN | 22 | 15 | 7 | 22 | 10 | 12 | 14 | 8 | 6 |
| COYOTEPEC | 95 | 49 | 46 | 107 | 47 | 60 | 98 | 66 | 32 |
| CUAUTILÁN | 132 | 58 | 74 | 164 | 78 | 86 | 172 | 80 | 92 |
| CUAUTILÁN IZCALLI | 684 | 362 | 322 | 735 | 358 | 377 | 687 | 330 | 357 |
| CHALCO | 435 | 203 | 232 | 473 | 225 | 248 | 488 | 240 | 248 |
| CHAPA DE MOTA | 60 | 27 | 33 | 58 | 24 | 34 | 48 | 26 | 22 |
| CHAPULTEPEC | 12 | 7 | 5 | 8 | 4 | 4 | 16 | 6 | 10 |
| CHIAUTLA | 43 | 23 | 20 | 41 | 21 | 20 | 49 | 22 | 27 |
| CHICOLOAPAN | 266 | 104 | 162 | 309 | 166 | 143 | 285 | 141 | 144 |
| CHICONCUAC | 51 | 24 | 27 | 46 | 21 | 25 | 53 | 25 | 28 |
| CHIMALHUACÁN | 800 | 412 | 388 | 1 002 | 526 | 476 | 963 | 515 | 448 |
| DONATO GUERRA | 73 | 38 | 35 | 103 | 49 | 54 | 77 | 42 | 35 |
| ECATEPEC DE MORELOS | 2 368 | 1 165 | 1 203 | 3 072 | 1 557 | 1 515 | 2 963 | 1 494 | 1 469 |
| ECATZINGO | 25 | 14 | 11 | 19 | 8 | 11 | 15 | 3 | 12 |
| EL ORO | 65 | 29 | 36 | 64 | 25 | 39 | 64 | 32 | 32 |
| HUEHUETOCA | 107 | 48 | 59 | 109 | 52 | 57 | 103 | 52 | 51 |
| HUEYPOXTLA | 88 | 40 | 48 | 104 | 53 | 51 | 88 | 42 | 46 |
| HUIXQUILUCAN | 375 | 195 | 180 | 405 | 204 | 201 | 387 | 195 | 192 |
| ISIDRO FABELA | 13 | 6 | 7 | 16 | 6 | 10 | 16 | 9 | 7 |
| IXTAPALUCA | 457 | 232 | 225 | 675 | 355 | 320 | 574 | 302 | 272 |
| IXTAPAN DE LA SAL | 68 | 28 | 40 | 64 | 32 | 32 | 64 | 38 | 26 |
| IXTAPAN DEL ORO | 12 | 5 | 7 | 19 | 11 | 8 | 13 | 5 | 8 |
| IXTLAHUACA | 270 | 132 | 138 | 332 | 166 | 166 | 301 | 148 | 153 |
| JALTENCO | 60 | 33 | 27 | 46 | 19 | 27 | 51 | 26 | 25 |
| JILOTEPEC | 150 | 71 | 79 | 165 | 70 | 95 | 151 | 67 | 84 |
| JILOTZINGO | 45 | 23 | 22 | 43 | 20 | 23 | 44 | 20 | 24 |
| JIQUIPILCO | 158 | 78 | 80 | 140 | 70 | 70 | 145 | 60 | 85 |
| JOCOTITLÁN | 110 | 55 | 55 | 106 | 58 | 48 | 91 | 46 | 45 |
| JOQUICINGO | 28 | 17 | 11 | 15 | 7 | 8 | 21 | 7 | 14 |
| JUCHITEPEC | 37 | 17 | 20 | 45 | 25 | 20 | 42 | 23 | 19 |
| LA PAZ | 515 | 289 | 226 | 551 | 286 | 265 | 576 | 291 | 285 |
| LERMA | 195 | 95 | 100 | 293 | 131 | 162 | 260 | 135 | 125 |
| LUVIANOS | 39 | 20 | 19 | 72 | 38 | 34 | 43 | 24 | 19 |
| MALINALCO | 56 | 34 | 22 | 60 | 34 | 26 | 53 | 26 | 27 |
| MELCHOR OCAMPO | 92 | 55 | 37 | 70 | 35 | 35 | 84 | 41 | 43 |
| METEPEC | 275 | 142 | 133 | 331 | 162 | 169 | 307 | 166 | 141 |
| MEXICALTZINGO | 12 | 6 | 6 | 26 | 12 | 14 | 32 | 18 | 14 |
| MORELOS | 65 | 30 | 35 | 83 | 44 | 39 | 76 | 32 | 44 |
| NAUCALPAN DE JUÁREZ | 1 309 | 622 | 687 | 1 496 | 762 | 734 | 1 437 | 718 | 719 |
| NEXTLALPAN | 31 | 15 | 16 | 45 | 25 | 20 | 45 | 23 | 22 |
| NEZAHUALCÓYOTL | 1 984 | 971 | 1 013 | 2 419 | 1 206 | 1 213 | 2 240 | 1 114 | 1 126 |

(Continúa)

**NACIMIENTOS GENERALES REGISTRADOS POR MUNICIPIO SEGÚN MES DE REGISTRO Y SEXO
2006**

**CUADRO I.3
(2a. parte)**

| MUNICIPIO | ABRIL | | | MAYO | | | JUNIO | | |
|-----------------------------|-------|---------|---------|-------|---------|---------|-------|---------|---------|
| | TOTAL | HOMBRES | MUJERES | TOTAL | HOMBRES | MUJERES | TOTAL | HOMBRES | MUJERES |
| NICOLÁS ROMERO | 525 | 249 | 276 | 571 | 295 | 276 | 551 | 276 | 275 |
| NOPALTEPEC | 11 | 3 | 8 | 13 | 4 | 9 | 15 | 6 | 9 |
| OCOYOACAC | 107 | 50 | 57 | 111 | 62 | 49 | 104 | 56 | 48 |
| OCUILAN | 41 | 28 | 13 | 80 | 42 | 38 | 40 | 20 | 20 |
| OTUMBA | 66 | 33 | 33 | 82 | 43 | 39 | 70 | 39 | 31 |
| OTZOLOAPAN | 13 | 8 | 5 | 8 | 6 | 2 | 6 | 3 | 3 |
| OTZOLOTEPEC | 134 | 62 | 72 | 189 | 79 | 110 | 177 | 83 | 94 |
| OZUMBA | 47 | 25 | 22 | 61 | 29 | 32 | 54 | 25 | 29 |
| PAPALOTLA | 14 | 8 | 6 | 4 | 0 | 4 | 15 | 10 | 5 |
| POLOTITLÁN | 23 | 10 | 13 | 28 | 14 | 14 | 16 | 8 | 8 |
| RAYÓN | 17 | 8 | 9 | 24 | 12 | 12 | 20 | 8 | 12 |
| SAN ANTONIO LA ISLA | 11 | 5 | 6 | 23 | 10 | 13 | 35 | 15 | 20 |
| SAN FELIPE DEL PROGRESO | 266 | 136 | 130 | 419 | 206 | 213 | 337 | 159 | 178 |
| SAN JOSÉ DEL RINCÓN | 238 | 123 | 115 | 331 | 151 | 180 | 258 | 145 | 113 |
| SAN MARTÍN DE LAS PIRÁMIDES | 41 | 23 | 18 | 45 | 27 | 18 | 43 | 28 | 15 |
| SAN MATEO ATENCO | 130 | 69 | 61 | 197 | 111 | 86 | 163 | 84 | 79 |
| SAN SIMÓN DE GUERRERO | 14 | 7 | 7 | 11 | 5 | 6 | 12 | 3 | 9 |
| SANTO TOMÁS | 18 | 10 | 8 | 14 | 7 | 7 | 10 | 6 | 4 |
| SOYANIQUILPAN DE JUÁREZ | 19 | 10 | 9 | 33 | 20 | 13 | 28 | 9 | 19 |
| SULTEPEC | 65 | 28 | 37 | 60 | 30 | 30 | 69 | 33 | 36 |
| TECÁMAC | 240 | 124 | 116 | 420 | 208 | 212 | 357 | 165 | 192 |
| TEJUPILCO | 95 | 52 | 43 | 161 | 91 | 70 | 125 | 60 | 65 |
| TEMAMATLA | 23 | 10 | 13 | 16 | 8 | 8 | 19 | 10 | 9 |
| TEMASCALAPA | 63 | 33 | 30 | 51 | 29 | 22 | 69 | 37 | 32 |
| TEMASCALCINGO | 123 | 63 | 60 | 158 | 70 | 88 | 120 | 55 | 65 |
| TEMASCALTEPEC | 66 | 36 | 30 | 60 | 27 | 33 | 75 | 30 | 45 |
| TEMOAYA | 213 | 117 | 96 | 252 | 134 | 118 | 225 | 106 | 119 |
| TENANCINGO | 110 | 62 | 48 | 210 | 119 | 91 | 160 | 85 | 75 |
| TENANGO DEL AIRE | 28 | 17 | 11 | 16 | 8 | 8 | 26 | 13 | 13 |
| TENANGO DEL VALLE | 144 | 63 | 81 | 153 | 92 | 61 | 143 | 69 | 74 |
| TELOYUCÁN | 170 | 86 | 84 | 180 | 95 | 85 | 156 | 86 | 70 |
| TEOTIHUACÁN | 61 | 29 | 32 | 124 | 66 | 58 | 105 | 57 | 48 |
| TEPETLAOXTOC | 28 | 11 | 17 | 45 | 19 | 26 | 45 | 31 | 14 |
| TEPETLIXPA | 36 | 23 | 13 | 37 | 22 | 15 | 44 | 16 | 28 |
| TEPOTZOTLÁN | 117 | 67 | 50 | 129 | 60 | 69 | 138 | 80 | 58 |
| TEQUIXQUIAC | 63 | 29 | 34 | 70 | 37 | 33 | 66 | 33 | 33 |
| TEXCALTITLÁN | 41 | 24 | 17 | 40 | 19 | 21 | 27 | 17 | 10 |
| TEXCALYACAC | 11 | 8 | 3 | 5 | 1 | 4 | 11 | 3 | 8 |
| TEXCOCO | 348 | 171 | 177 | 365 | 165 | 200 | 383 | 193 | 190 |
| TEZOYUCA | 42 | 21 | 21 | 58 | 32 | 26 | 55 | 32 | 23 |
| TIANGUISTENCO | 128 | 71 | 57 | 158 | 76 | 82 | 158 | 67 | 91 |
| TIMILPAN | 30 | 16 | 14 | 29 | 17 | 12 | 30 | 18 | 12 |
| TLALMANALCO | 38 | 22 | 16 | 96 | 58 | 38 | 79 | 39 | 40 |
| TLALNEPANTLA DE BAZ | 957 | 471 | 486 | 1 295 | 654 | 641 | 1 293 | 609 | 684 |
| TLATLAYA | 43 | 25 | 18 | 78 | 45 | 33 | 47 | 15 | 32 |
| TOLUCA | 1 397 | 701 | 696 | 1 678 | 844 | 834 | 1 578 | 810 | 768 |
| TONANITLA | 16 | 8 | 8 | 17 | 9 | 8 | 23 | 10 | 13 |
| TONATICO | 17 | 7 | 10 | 20 | 5 | 15 | 16 | 9 | 7 |
| TULTEPEC | 137 | 65 | 72 | 190 | 107 | 83 | 181 | 91 | 90 |
| TULTITLÁN | 603 | 290 | 313 | 674 | 358 | 316 | 646 | 335 | 311 |
| VALLE DE BRAVO | 159 | 83 | 76 | 143 | 75 | 68 | 128 | 66 | 62 |
| VALLE DE CHALCO SOLIDARIDAD | 506 | 254 | 252 | 622 | 314 | 308 | 611 | 306 | 305 |
| VILLA DE ALLENDE | 113 | 55 | 58 | 132 | 73 | 59 | 116 | 65 | 51 |
| VILLA DEL CARBÓN | 79 | 39 | 40 | 98 | 51 | 47 | 106 | 62 | 44 |
| VILLA GUERRERO | 94 | 48 | 46 | 156 | 71 | 85 | 138 | 72 | 66 |
| VILLA VICTORIA | 215 | 105 | 110 | 233 | 104 | 129 | 219 | 107 | 112 |
| XALATLACO | 55 | 21 | 34 | 57 | 30 | 27 | 64 | 32 | 32 |
| XONACATLÁN | 96 | 53 | 43 | 127 | 65 | 62 | 90 | 42 | 48 |
| ZACAZONAPAN | 8 | 6 | 2 | 9 | 5 | 4 | 11 | 7 | 4 |
| ZACUALPAN | 31 | 17 | 14 | 27 | 13 | 14 | 27 | 11 | 16 |
| ZINACANTEPEC | 264 | 134 | 130 | 332 | 182 | 150 | 305 | 147 | 158 |
| ZUMPAHUACÁN | 37 | 19 | 18 | 31 | 20 | 11 | 34 | 14 | 20 |
| ZUMPANGO | 192 | 88 | 104 | 247 | 123 | 124 | 234 | 124 | 110 |

**NACIMIENTOS GENERALES REGISTRADOS POR MUNICIPIO SEGÚN MES DE REGISTRO Y SEXO
2006**

**CUADRO 1.3
(3a. parte)**

| MUNICIPIO | JULIO | | | AGOSTO | | | SEPTIEMBRE | | |
|-------------------------|---------------|---------------|---------------|---------------|---------------|---------------|---------------|---------------|---------------|
| | TOTAL | HOMBRES | MUJERES | TOTAL | HOMBRES | MUJERES | TOTAL | HOMBRES | MUJERES |
| ESTADO DE MÉXICO | 25 345 | 12 860 | 12 485 | 29 779 | 14 752 | 15 027 | 27 189 | 13 552 | 13 637 |
| ACAMBAY | 128 | 64 | 64 | 143 | 75 | 68 | 131 | 54 | 77 |
| ACOLMAN | 145 | 67 | 78 | 144 | 70 | 74 | 126 | 49 | 77 |
| ACULCO | 92 | 41 | 51 | 93 | 53 | 40 | 117 | 66 | 51 |
| ALMOLOYA DE ALQUISIRAS | 26 | 15 | 11 | 47 | 22 | 25 | 35 | 24 | 11 |
| ALMOLOYA DE JUÁREZ | 284 | 145 | 139 | 347 | 166 | 181 | 262 | 137 | 125 |
| ALMOLOYA DEL RÍO | 34 | 16 | 18 | 17 | 12 | 5 | 25 | 13 | 12 |
| AMANALCO | 52 | 22 | 30 | 48 | 16 | 32 | 57 | 30 | 27 |
| AMATEPEC | 37 | 19 | 18 | 52 | 22 | 30 | 92 | 46 | 46 |
| AMECAMECA | 74 | 36 | 38 | 113 | 47 | 66 | 91 | 48 | 43 |
| APAXCO | 52 | 26 | 26 | 43 | 23 | 20 | 56 | 24 | 32 |
| ATENCO | 70 | 38 | 32 | 80 | 39 | 41 | 95 | 52 | 43 |
| ATIZAPAN | 20 | 8 | 12 | 26 | 15 | 11 | 27 | 17 | 10 |
| ATIZAPAN DE ZARAGOZA | 615 | 328 | 287 | 900 | 441 | 459 | 782 | 394 | 388 |
| ATLACOMULCO | 208 | 97 | 111 | 258 | 130 | 128 | 237 | 114 | 123 |
| ATLAUTLA | 42 | 18 | 24 | 70 | 38 | 32 | 51 | 22 | 29 |
| AXAPUSCO | 59 | 28 | 31 | 59 | 27 | 32 | 39 | 22 | 17 |
| AYAPANGO | 26 | 11 | 15 | 21 | 11 | 10 | 24 | 14 | 10 |
| CALIMAYA | 90 | 51 | 39 | 79 | 39 | 40 | 80 | 34 | 46 |
| CAPULHÚAC | 62 | 35 | 27 | 66 | 33 | 33 | 65 | 30 | 35 |
| COACALCO DE BERRIOZABAL | 452 | 237 | 215 | 522 | 253 | 269 | 460 | 229 | 231 |
| COATEPEC HARINAS | 88 | 44 | 44 | 126 | 64 | 62 | 74 | 39 | 35 |
| COCOTITLÁN | 27 | 10 | 17 | 23 | 14 | 9 | 28 | 16 | 12 |
| COYOTEPEC | 90 | 46 | 44 | 109 | 43 | 66 | 98 | 51 | 47 |
| CUAUTITLÁN | 168 | 82 | 86 | 188 | 99 | 89 | 193 | 96 | 97 |
| CUAUTITLÁN IZCALLI | 716 | 360 | 356 | 800 | 384 | 416 | 810 | 397 | 413 |
| CHALCO | 423 | 206 | 217 | 588 | 294 | 294 | 479 | 238 | 241 |
| CHAPA DE MOTA | 71 | 35 | 36 | 64 | 36 | 28 | 44 | 27 | 17 |
| CHAPULTEPEC | 14 | 8 | 6 | 16 | 9 | 7 | 17 | 7 | 10 |
| CHIAUTLA | 68 | 39 | 29 | 44 | 11 | 33 | 48 | 25 | 23 |
| CHICOLOAPAN | 284 | 149 | 135 | 338 | 163 | 175 | 319 | 142 | 177 |
| CHICONCUAC | 42 | 24 | 18 | 61 | 31 | 30 | 60 | 28 | 32 |
| CHIMALHUACÁN | 864 | 441 | 423 | 994 | 463 | 531 | 929 | 469 | 460 |
| DONATO GUERRA | 88 | 45 | 43 | 87 | 41 | 46 | 98 | 49 | 49 |
| ECATEPEC DE MORELOS | 2 804 | 1 401 | 1 403 | 3 222 | 1 643 | 1 579 | 3 057 | 1 522 | 1 535 |
| ECATZINGO | 26 | 10 | 16 | 31 | 17 | 14 | 20 | 11 | 9 |
| EL ORO | 67 | 39 | 28 | 91 | 44 | 47 | 61 | 36 | 25 |
| HUEHUETOCA | 100 | 50 | 50 | 93 | 45 | 48 | 141 | 72 | 69 |
| HUEYPOXTLA | 91 | 46 | 45 | 94 | 49 | 45 | 89 | 44 | 45 |
| HUIXQUILUCAN | 398 | 192 | 206 | 384 | 176 | 208 | 424 | 207 | 217 |
| ISIDRO FABELA | 19 | 11 | 8 | 33 | 21 | 12 | 32 | 13 | 19 |
| IXTAPALUCA | 560 | 315 | 245 | 572 | 276 | 296 | 529 | 258 | 271 |
| IXTAPAN DE LA SAL | 71 | 35 | 36 | 74 | 26 | 48 | 72 | 36 | 36 |
| IXTAPAN DEL ORO | 11 | 6 | 5 | 16 | 7 | 9 | 24 | 14 | 10 |
| IXTLAHUACA | 253 | 121 | 132 | 369 | 189 | 180 | 309 | 139 | 170 |
| JALTENCO | 40 | 19 | 21 | 53 | 31 | 22 | 61 | 33 | 28 |
| JILOTEPEC | 174 | 80 | 94 | 163 | 67 | 96 | 144 | 67 | 77 |
| JILOTZINGO | 44 | 17 | 27 | 33 | 14 | 19 | 47 | 27 | 20 |
| JIQUIPILCO | 154 | 72 | 82 | 185 | 81 | 104 | 167 | 88 | 79 |
| JOCOTITLÁN | 113 | 54 | 59 | 123 | 63 | 60 | 123 | 60 | 63 |
| JOQUICINGO | 24 | 15 | 9 | 40 | 19 | 21 | 27 | 19 | 8 |
| JUCHITEPEC | 39 | 21 | 18 | 36 | 21 | 15 | 34 | 20 | 14 |
| LA PAZ | 601 | 307 | 294 | 667 | 326 | 341 | 581 | 295 | 286 |
| LERMA | 231 | 115 | 116 | 242 | 113 | 129 | 221 | 117 | 104 |
| LUVIANOS | 32 | 18 | 14 | 79 | 42 | 37 | 69 | 34 | 35 |
| MALINALCO | 44 | 22 | 22 | 63 | 28 | 35 | 79 | 44 | 35 |
| MELCHOR OCAMPO | 100 | 58 | 42 | 70 | 35 | 35 | 95 | 43 | 52 |
| METEPEC | 305 | 149 | 156 | 350 | 164 | 186 | 311 | 155 | 156 |
| MEXICALTZINGO | 21 | 12 | 9 | 22 | 10 | 12 | 28 | 13 | 15 |
| MORELOS | 88 | 44 | 44 | 85 | 43 | 42 | 77 | 37 | 40 |
| NAUCALPAN DE JUÁREZ | 1 196 | 606 | 590 | 1 694 | 838 | 856 | 1 437 | 717 | 720 |
| NEXTLALPAN | 62 | 35 | 27 | 47 | 27 | 20 | 44 | 21 | 23 |
| NEZAHUALCÓYOTL | 2 283 | 1 170 | 1 113 | 2 540 | 1 290 | 1 250 | 2 277 | 1 128 | 1 149 |

(Continúa)

NACIMIENTOS GENERALES REGISTRADOS POR MUNICIPIO SEGÚN MES DE REGISTRO Y SEXO
2006

CUADRO 1.3
(3a. parte)

| MUNICIPIO | JULIO | | | AGOSTO | | | SEPTIEMBRE | | |
|-----------------------------|-------|---------|---------|--------|---------|---------|------------|---------|---------|
| | TOTAL | HOMBRES | MUJERES | TOTAL | HOMBRES | MUJERES | TOTAL | HOMBRES | MUJERES |
| NICOLÁS ROMERO | 525 | 269 | 256 | 631 | 325 | 306 | 557 | 271 | 286 |
| NOPALTEPEC | 19 | 11 | 8 | 28 | 14 | 14 | 16 | 8 | 8 |
| OCOYOACAC | 109 | 54 | 55 | 117 | 61 | 56 | 92 | 41 | 51 |
| OCUILAN | 49 | 21 | 28 | 55 | 32 | 23 | 83 | 43 | 40 |
| OTUMBA | 67 | 36 | 31 | 73 | 39 | 34 | 73 | 38 | 35 |
| OTZOLOAPAN | 8 | 7 | 1 | 10 | 6 | 4 | 5 | 3 | 2 |
| OTZOLOTEPEC | 168 | 82 | 86 | 145 | 78 | 67 | 186 | 93 | 93 |
| OZUMBA | 59 | 26 | 33 | 59 | 31 | 28 | 73 | 33 | 40 |
| PAPALOTLA | 14 | 8 | 6 | 6 | 3 | 3 | 12 | 3 | 9 |
| POLOTITLÁN | 25 | 11 | 14 | 22 | 13 | 9 | 16 | 9 | 7 |
| RAYÓN | 16 | 6 | 10 | 29 | 16 | 13 | 19 | 10 | 9 |
| SAN ANTONIO LA ISLA | 24 | 14 | 10 | 29 | 11 | 18 | 28 | 17 | 11 |
| SAN FELIPE DEL PROGRESO | 329 | 156 | 173 | 427 | 211 | 216 | 313 | 158 | 155 |
| SAN JOSÉ DEL RINCÓN | 288 | 148 | 140 | 361 | 182 | 179 | 252 | 128 | 124 |
| SAN MARTÍN DE LAS PIRÁMIDES | 42 | 21 | 21 | 45 | 24 | 21 | 52 | 28 | 24 |
| SAN MATEO ATENCO | 165 | 91 | 74 | 180 | 96 | 84 | 167 | 84 | 83 |
| SAN SIMÓN DE GUERRERO | 7 | 5 | 2 | 12 | 4 | 8 | 10 | 5 | 5 |
| SANTO TOMÁS | 15 | 6 | 9 | 25 | 11 | 14 | 7 | 4 | 3 |
| SOYANIQUILPAN DE JUÁREZ | 39 | 17 | 22 | 32 | 18 | 14 | 23 | 11 | 12 |
| SULTEPEC | 42 | 23 | 19 | 110 | 54 | 56 | 55 | 29 | 26 |
| TECÁMAC | 372 | 189 | 183 | 393 | 195 | 198 | 338 | 165 | 173 |
| TEJUPILCO | 148 | 74 | 74 | 185 | 96 | 89 | 150 | 67 | 83 |
| TEMAMATLA | 20 | 12 | 8 | 31 | 15 | 16 | 30 | 16 | 14 |
| TEMASCALAPA | 68 | 28 | 40 | 76 | 38 | 38 | 69 | 33 | 36 |
| TEMASCALCINGO | 136 | 65 | 71 | 156 | 82 | 74 | 127 | 60 | 67 |
| TEMASCALTEPEC | 67 | 38 | 29 | 114 | 47 | 67 | 63 | 23 | 40 |
| TEMOAYA | 210 | 100 | 110 | 276 | 138 | 138 | 228 | 125 | 103 |
| TENANCINGO | 170 | 84 | 86 | 200 | 112 | 88 | 195 | 94 | 101 |
| TENANGO DEL AIRE | 19 | 9 | 10 | 27 | 12 | 15 | 14 | 4 | 10 |
| TENANGO DEL VALLE | 103 | 53 | 50 | 174 | 87 | 87 | 188 | 83 | 105 |
| TEOLOYUCÁN | 160 | 80 | 80 | 173 | 92 | 81 | 142 | 73 | 69 |
| TEOTIHUACÁN | 102 | 56 | 46 | 103 | 46 | 57 | 150 | 60 | 90 |
| TEPETLAOXTOC | 62 | 34 | 28 | 52 | 29 | 23 | 50 | 21 | 29 |
| TEPETLIXPA | 27 | 14 | 13 | 40 | 18 | 22 | 39 | 20 | 19 |
| TEPOTZOTLÁN | 126 | 60 | 66 | 124 | 67 | 57 | 146 | 67 | 79 |
| TEQUIXQUIAC | 66 | 35 | 31 | 69 | 38 | 31 | 71 | 38 | 33 |
| TEXCALTITLÁN | 39 | 20 | 19 | 74 | 33 | 41 | 40 | 23 | 17 |
| TEXCALYACAC | 8 | 5 | 3 | 10 | 5 | 5 | 13 | 6 | 7 |
| TEXCOCO | 420 | 213 | 207 | 427 | 214 | 213 | 424 | 219 | 205 |
| TEZOYUCA | 49 | 26 | 23 | 47 | 26 | 21 | 54 | 26 | 28 |
| TIANGUISTENCO | 156 | 74 | 82 | 180 | 88 | 92 | 156 | 84 | 72 |
| TIMILPAN | 51 | 17 | 34 | 37 | 16 | 21 | 38 | 17 | 21 |
| TLALMANALCO | 84 | 39 | 45 | 62 | 29 | 33 | 107 | 55 | 52 |
| TLALNEPANTLA DE BAZ | 1 034 | 552 | 482 | 1 312 | 647 | 665 | 1 175 | 578 | 597 |
| TLATLAYA | 47 | 19 | 28 | 69 | 26 | 43 | 91 | 45 | 46 |
| TOLUCA | 1 428 | 776 | 652 | 1 807 | 878 | 929 | 1 547 | 772 | 775 |
| TONANITLA | 20 | 10 | 10 | 21 | 11 | 10 | 18 | 11 | 7 |
| TONATICO | 22 | 12 | 10 | 14 | 6 | 8 | 10 | 6 | 4 |
| TULTEPEC | 178 | 100 | 78 | 175 | 97 | 78 | 174 | 104 | 70 |
| TULTITLÁN | 625 | 331 | 294 | 680 | 345 | 335 | 614 | 332 | 282 |
| VALLE DE BRAVO | 103 | 37 | 66 | 126 | 58 | 68 | 139 | 63 | 76 |
| VALLE DE CHALCO SOLIDARIDAD | 446 | 221 | 225 | 626 | 299 | 327 | 527 | 259 | 268 |
| VILLA DE ALLENDE | 111 | 60 | 51 | 145 | 67 | 78 | 93 | 49 | 44 |
| VILLA DEL CARBÓN | 96 | 49 | 47 | 106 | 59 | 47 | 101 | 57 | 44 |
| VILLA GUERRERO | 117 | 61 | 56 | 149 | 69 | 80 | 141 | 66 | 75 |
| VILLA VICTORIA | 253 | 137 | 116 | 267 | 139 | 128 | 244 | 124 | 120 |
| XALATLACO | 41 | 23 | 18 | 56 | 28 | 28 | 50 | 24 | 26 |
| XONACATLÁN | 119 | 48 | 71 | 167 | 75 | 92 | 143 | 72 | 71 |
| ZACAZONAPAN | 10 | 2 | 8 | 10 | 6 | 4 | 5 | 4 | 1 |
| ZACUALPAN | 31 | 15 | 16 | 17 | 8 | 9 | 50 | 32 | 18 |
| ZINACANTEPEC | 269 | 111 | 158 | 290 | 144 | 146 | 283 | 143 | 140 |
| ZUMPAHUACÁN | 24 | 10 | 14 | 21 | 11 | 10 | 31 | 15 | 16 |
| ZUMPANGO | 236 | 118 | 118 | 258 | 138 | 120 | 253 | 128 | 125 |

**NACIMIENTOS GENERALES REGISTRADOS POR MUNICIPIO SEGÚN MES DE REGISTRO Y SEXO
2006**

**CUADRO 1.3
(4a. parte y última)**

| MUNICIPIO | OCTUBRE | | | NOVIEMBRE | | | DICIEMBRE | | |
|-------------------------|---------------|---------------|---------------|---------------|---------------|---------------|---------------|---------------|--------------|
| | TOTAL | HOMBRES | MUJERES | TOTAL | HOMBRES | MUJERES | TOTAL | HOMBRES | MUJERES |
| ESTADO DE MÉXICO | 28 547 | 14 156 | 14 391 | 28 543 | 14 137 | 14 406 | 19 885 | 10 039 | 9 846 |
| ACAMBAY | 122 | 65 | 57 | 139 | 69 | 70 | 128 | 63 | 65 |
| ACOLMAN | 155 | 77 | 78 | 150 | 82 | 68 | 112 | 54 | 58 |
| ACULCO | 97 | 55 | 42 | 94 | 52 | 42 | 76 | 37 | 39 |
| ALMOLOYA DE ALQUISIRAS | 28 | 17 | 11 | 44 | 18 | 26 | 25 | 9 | 16 |
| ALMOLOYA DE JUÁREZ | 315 | 154 | 161 | 352 | 179 | 173 | 220 | 116 | 104 |
| ALMOLOYA DEL RÍO | 20 | 12 | 8 | 22 | 10 | 12 | 21 | 8 | 13 |
| AMANALCO | 40 | 27 | 13 | 53 | 32 | 21 | 55 | 29 | 26 |
| AMATEPEC | 78 | 39 | 39 | 85 | 39 | 46 | 34 | 18 | 16 |
| AMECAMECA | 86 | 46 | 40 | 110 | 53 | 57 | 70 | 32 | 38 |
| APAXCO | 64 | 25 | 39 | 51 | 21 | 30 | 50 | 20 | 30 |
| ATENCO | 89 | 39 | 50 | 105 | 48 | 57 | 65 | 35 | 30 |
| ATIZAPAN | 28 | 15 | 13 | 34 | 17 | 17 | 23 | 11 | 12 |
| ATIZAPAN DE ZARAGOZA | 788 | 407 | 381 | 745 | 361 | 384 | 549 | 263 | 286 |
| ATLACOMULCO | 194 | 98 | 96 | 219 | 121 | 98 | 114 | 55 | 59 |
| ATLAUTLA | 46 | 26 | 20 | 70 | 32 | 38 | 47 | 20 | 27 |
| AXAPUSCO | 56 | 28 | 28 | 61 | 30 | 31 | 38 | 18 | 20 |
| AYAPANGO | 18 | 13 | 5 | 29 | 8 | 21 | 19 | 7 | 12 |
| CALIMAYA | 99 | 46 | 53 | 100 | 49 | 51 | 78 | 33 | 45 |
| CAPULHÚAC | 72 | 36 | 36 | 70 | 25 | 45 | 66 | 36 | 30 |
| COACALCO DE BERRIOZABAL | 511 | 277 | 234 | 489 | 258 | 231 | 395 | 200 | 195 |
| COATEPEC HARINAS | 68 | 41 | 27 | 115 | 50 | 65 | 87 | 43 | 44 |
| COCOTITLÁN | 27 | 12 | 15 | 26 | 11 | 15 | 19 | 7 | 12 |
| COYOTEPEC | 78 | 32 | 46 | 90 | 46 | 44 | 85 | 47 | 38 |
| CUAUTITLÁN | 163 | 80 | 83 | 195 | 103 | 92 | 146 | 69 | 77 |
| CUAUTITLÁN IZCALLI | 737 | 365 | 372 | 762 | 375 | 387 | 534 | 286 | 248 |
| CHALCO | 483 | 237 | 246 | 540 | 269 | 271 | 389 | 200 | 189 |
| CHAPA DE MOTA | 68 | 39 | 29 | 58 | 19 | 39 | 40 | 24 | 16 |
| CHAPULTEPEC | 18 | 8 | 10 | 19 | 10 | 9 | 11 | 7 | 4 |
| CHIAUTLA | 62 | 33 | 29 | 78 | 31 | 47 | 31 | 23 | 8 |
| CHICOLOAPAN | 255 | 126 | 129 | 295 | 154 | 141 | 231 | 125 | 106 |
| CHICONCUAC | 51 | 24 | 27 | 43 | 23 | 20 | 40 | 24 | 16 |
| CHIMALHUACÁN | 1 022 | 512 | 510 | 1 047 | 487 | 560 | 645 | 310 | 335 |
| DONATO GUERRA | 77 | 46 | 31 | 81 | 38 | 43 | 61 | 36 | 25 |
| ECATEPEC DE MORELOS | 3 255 | 1 580 | 1 675 | 2 947 | 1 453 | 1 494 | 2 051 | 1 053 | 998 |
| ECATZINGO | 15 | 6 | 9 | 28 | 12 | 16 | 18 | 8 | 10 |
| EL ORO | 89 | 46 | 43 | 65 | 29 | 36 | 46 | 17 | 29 |
| HUEHUETOCA | 138 | 68 | 70 | 112 | 63 | 49 | 115 | 64 | 51 |
| HUEYPOXTLA | 109 | 57 | 52 | 70 | 36 | 34 | 51 | 27 | 24 |
| HUIXQUILUCAN | 455 | 221 | 234 | 439 | 208 | 231 | 306 | 152 | 154 |
| ISIDRO FABELA | 31 | 13 | 18 | 27 | 14 | 13 | 15 | 6 | 9 |
| IXTAPALUCA | 577 | 290 | 287 | 598 | 275 | 323 | 264 | 128 | 136 |
| IXTAPAN DE LA SAL | 62 | 27 | 35 | 64 | 29 | 35 | 66 | 27 | 39 |
| IXTAPAN DEL ORO | 13 | 8 | 5 | 15 | 6 | 9 | 13 | 6 | 7 |
| IXTLAHUACA | 313 | 159 | 154 | 298 | 145 | 153 | 254 | 141 | 113 |
| JALTENCO | 55 | 24 | 31 | 47 | 29 | 18 | 39 | 18 | 21 |
| JILOTEPEC | 170 | 86 | 84 | 153 | 81 | 72 | 134 | 63 | 71 |
| JILOTZINGO | 42 | 21 | 21 | 57 | 20 | 37 | 27 | 14 | 13 |
| JIQUIPILCO | 178 | 81 | 97 | 178 | 86 | 92 | 112 | 46 | 66 |
| JOCOTITLÁN | 132 | 66 | 66 | 122 | 56 | 66 | 85 | 36 | 49 |
| JOQUICINGO | 33 | 16 | 17 | 31 | 18 | 13 | 32 | 16 | 16 |
| JUCHITEPEC | 58 | 33 | 25 | 51 | 22 | 29 | 45 | 25 | 20 |
| LA PAZ | 568 | 282 | 286 | 581 | 292 | 289 | 503 | 260 | 243 |
| LERMA | 340 | 157 | 183 | 330 | 159 | 171 | 188 | 108 | 80 |
| LUVIANOS | 93 | 54 | 39 | 78 | 39 | 39 | 43 | 25 | 18 |
| MALINALCO | 66 | 32 | 34 | 49 | 24 | 25 | 53 | 23 | 30 |
| MELCHOR OCAMPO | 92 | 47 | 45 | 84 | 50 | 34 | 57 | 35 | 22 |
| METEPEC | 333 | 153 | 180 | 354 | 174 | 180 | 262 | 117 | 145 |
| MEXICALTZINGO | 10 | 2 | 8 | 35 | 15 | 20 | 25 | 9 | 16 |
| MORELOS | 79 | 36 | 43 | 100 | 56 | 44 | 55 | 27 | 28 |
| NAUCALPAN DE JUÁREZ | 1 405 | 717 | 688 | 1 381 | 725 | 656 | 927 | 478 | 449 |
| NEXTLALPAN | 57 | 35 | 22 | 42 | 25 | 17 | 33 | 15 | 18 |
| NEZAHUALCÓYOTL | 2 557 | 1 285 | 1 272 | 2 281 | 1 158 | 1 123 | 1 668 | 823 | 845 |

(Continúa)

**NACIMIENTOS GENERALES REGISTRADOS POR MUNICIPIO SEGÚN MES DE REGISTRO Y SEXO
2006**

**CUADRO 1.3
(4a. parte y última)**

| MUNICIPIO | OCTUBRE | | | NOVIEMBRE | | | DICIEMBRE | | |
|-----------------------------|---------|---------|---------|-----------|---------|---------|-----------|---------|---------|
| | TOTAL | HOMBRES | MUJERES | TOTAL | HOMBRES | MUJERES | TOTAL | HOMBRES | MUJERES |
| NICOLÁS ROMERO | 537 | 265 | 272 | 574 | 272 | 302 | 500 | 249 | 251 |
| NOPALTEPEC | 20 | 9 | 11 | 24 | 15 | 9 | 17 | 10 | 7 |
| OCOYOACAC | 97 | 58 | 39 | 121 | 60 | 61 | 90 | 41 | 49 |
| OCUILAN | 50 | 26 | 24 | 99 | 47 | 52 | 55 | 31 | 24 |
| OTUMBA | 83 | 43 | 40 | 79 | 44 | 35 | 44 | 20 | 24 |
| OTZOLOAPAN | 8 | 3 | 5 | 3 | 2 | 1 | 16 | 8 | 8 |
| OTZOLOTEPEC | 196 | 88 | 108 | 149 | 67 | 82 | 66 | 44 | 22 |
| OZUMBA | 46 | 16 | 30 | 84 | 37 | 47 | 36 | 14 | 22 |
| PAPALOTLA | 11 | 5 | 6 | 26 | 12 | 14 | 12 | 11 | 1 |
| POLOTITLÁN | 23 | 14 | 9 | 25 | 17 | 8 | 31 | 14 | 17 |
| RAYÓN | 32 | 19 | 13 | 16 | 7 | 9 | 21 | 10 | 11 |
| SAN ANTONIO LA ISLA | 42 | 22 | 20 | 33 | 18 | 15 | 25 | 15 | 10 |
| SAN FELIPE DEL PROGRESO | 349 | 174 | 175 | 315 | 178 | 137 | 251 | 120 | 131 |
| SAN JOSÉ DEL RINCÓN | 254 | 130 | 124 | 348 | 174 | 174 | 266 | 138 | 128 |
| SAN MARTÍN DE LAS PIRÁMIDES | 51 | 20 | 31 | 51 | 31 | 20 | 36 | 22 | 14 |
| SAN MATEO ATENCO | 193 | 85 | 108 | 206 | 106 | 100 | 107 | 61 | 46 |
| SAN SIMÓN DE GUERRERO | 22 | 13 | 9 | 14 | 8 | 6 | 16 | 9 | 7 |
| SANTO TOMÁS | 17 | 9 | 8 | 18 | 7 | 11 | 16 | 7 | 9 |
| SOYANIKUILPAN DE JUÁREZ | 24 | 14 | 10 | 20 | 10 | 10 | 25 | 17 | 8 |
| SULTEPEC | 63 | 36 | 27 | 63 | 30 | 33 | 51 | 28 | 23 |
| TECÁMAC | 372 | 195 | 177 | 361 | 183 | 178 | 189 | 99 | 90 |
| TEJUPILCO | 254 | 127 | 127 | 185 | 86 | 99 | 131 | 65 | 66 |
| TEMAMATLA | 31 | 9 | 22 | 30 | 19 | 11 | 19 | 7 | 12 |
| TEMASCALAPA | 61 | 27 | 34 | 49 | 25 | 24 | 70 | 32 | 38 |
| TEMASCALCINGO | 131 | 67 | 64 | 148 | 74 | 74 | 115 | 70 | 45 |
| TEMASCALTEPEC | 58 | 19 | 39 | 99 | 50 | 49 | 66 | 39 | 27 |
| TEMOAYA | 244 | 126 | 118 | 224 | 108 | 116 | 160 | 88 | 72 |
| TENANCINGO | 170 | 83 | 87 | 180 | 94 | 86 | 105 | 57 | 48 |
| TENANGO DEL AIRE | 16 | 6 | 10 | 22 | 9 | 13 | 15 | 5 | 10 |
| TENANGO DEL VALLE | 157 | 74 | 83 | 193 | 92 | 101 | 136 | 64 | 72 |
| TEOLOYUCÁN | 161 | 93 | 68 | 151 | 77 | 74 | 144 | 85 | 59 |
| TEOTIHUACÁN | 127 | 58 | 69 | 132 | 51 | 81 | 84 | 40 | 44 |
| TEPETLAXTOC | 49 | 22 | 27 | 61 | 32 | 29 | 47 | 22 | 25 |
| TEPETLIXPA | 46 | 23 | 23 | 71 | 32 | 39 | 33 | 14 | 19 |
| TEPOTZOTLÁN | 110 | 57 | 53 | 130 | 62 | 68 | 104 | 59 | 45 |
| TEQUIXQUIAC | 82 | 31 | 51 | 78 | 35 | 43 | 64 | 33 | 31 |
| TEXCALTITLÁN | 53 | 21 | 32 | 32 | 18 | 14 | 48 | 24 | 24 |
| TEXCALYACAC | 10 | 6 | 4 | 8 | 4 | 4 | 9 | 5 | 4 |
| TEXCOCO | 401 | 195 | 206 | 493 | 226 | 267 | 289 | 135 | 154 |
| TEZOYUCA | 57 | 29 | 28 | 58 | 31 | 27 | 42 | 23 | 19 |
| TIANGUISTENCO | 157 | 74 | 83 | 157 | 80 | 77 | 122 | 54 | 68 |
| TIMILPAN | 32 | 19 | 13 | 24 | 10 | 14 | 25 | 11 | 14 |
| TLALMANALCO | 78 | 37 | 41 | 59 | 30 | 29 | 71 | 39 | 32 |
| TLALNEPANTLA DE BAZ | 1 394 | 649 | 745 | 1 287 | 627 | 660 | 773 | 409 | 364 |
| TLATLAYA | 86 | 34 | 52 | 176 | 86 | 90 | 65 | 31 | 34 |
| TOLUCA | 1 823 | 889 | 934 | 1 679 | 805 | 874 | 1 171 | 592 | 579 |
| TONANITLA | 23 | 14 | 9 | 18 | 7 | 11 | 10 | 4 | 6 |
| TONATICO | 21 | 7 | 14 | 28 | 14 | 14 | 21 | 7 | 14 |
| TULTEPEC | 174 | 79 | 95 | 172 | 82 | 90 | 167 | 90 | 77 |
| TULTITLÁN | 619 | 311 | 308 | 650 | 329 | 321 | 438 | 223 | 215 |
| VALLE DE BRAVO | 106 | 49 | 57 | 131 | 62 | 69 | 106 | 45 | 61 |
| VALLE DE CHALCO SOLIDARIDAD | 552 | 280 | 272 | 592 | 303 | 289 | 337 | 178 | 159 |
| VILLA DE ALLENDE | 137 | 60 | 77 | 122 | 71 | 51 | 83 | 42 | 41 |
| VILLA DEL CARBÓN | 130 | 62 | 68 | 132 | 67 | 65 | 70 | 34 | 36 |
| VILLA GUERRERO | 117 | 65 | 52 | 200 | 103 | 97 | 110 | 50 | 60 |
| VILLA VICTORIA | 217 | 108 | 109 | 294 | 144 | 150 | 204 | 91 | 113 |
| XALATLACO | 43 | 19 | 24 | 40 | 24 | 16 | 40 | 22 | 18 |
| XONACATLÁN | 134 | 69 | 65 | 119 | 57 | 62 | 70 | 35 | 35 |
| ZACAZONAPAN | 5 | 3 | 2 | 6 | 3 | 3 | 3 | 2 | 1 |
| ZACUALPAN | 36 | 16 | 20 | 50 | 23 | 27 | 24 | 14 | 10 |
| ZINACANTEPEC | 342 | 193 | 149 | 350 | 189 | 161 | 253 | 107 | 146 |
| ZUMPAHUACÁN | 37 | 18 | 19 | 50 | 26 | 24 | 26 | 14 | 12 |
| ZUMPANGO | 236 | 125 | 111 | 246 | 126 | 120 | 154 | 78 | 76 |

FUENTE: GEM. Secretaría General de Gobierno. Dirección General del Registro Civil. Movimiento Registral, 2006.

NACIMIENTOS REGISTRADOS DE MENORES DE UN AÑO POR MUNICIPIO SEGÚN MES DE REGISTRO Y SEXO
2006

CUADRO 1.4
(1a. parte)

| MUNICIPIO | ENERO | | | FEBRERO | | | MARZO | | |
|-------------------------|---------------|---------------|---------------|---------------|---------------|---------------|---------------|---------------|---------------|
| | TOTAL | HOMBRES | MUJERES | TOTAL | HOMBRES | MUJERES | TOTAL | HOMBRES | MUJERES |
| ESTADO DE MÉXICO | 30 447 | 15 361 | 15 086 | 24 776 | 12 543 | 12 233 | 25 676 | 12 935 | 12 741 |
| ACAMBAY | 159 | 84 | 75 | 123 | 54 | 69 | 135 | 73 | 62 |
| ACOLMAN | 148 | 81 | 67 | 120 | 67 | 53 | 138 | 65 | 73 |
| ACULCO | 97 | 49 | 48 | 71 | 37 | 34 | 86 | 40 | 46 |
| ALMOLOYA DE ALQUISIRAS | 36 | 20 | 16 | 28 | 11 | 17 | 26 | 13 | 13 |
| ALMOLOYA DE JUÁREZ | 411 | 206 | 205 | 257 | 134 | 123 | 276 | 133 | 143 |
| ALMOLOYA DEL RÍO | 18 | 9 | 9 | 25 | 12 | 13 | 17 | 9 | 8 |
| AMANALCO | 44 | 22 | 22 | 52 | 27 | 25 | 51 | 29 | 22 |
| AMATEPEC | 34 | 15 | 19 | 33 | 21 | 12 | 35 | 19 | 16 |
| AMECAMECA | 104 | 46 | 58 | 64 | 25 | 39 | 104 | 59 | 45 |
| APAXCO | 59 | 31 | 28 | 48 | 22 | 26 | 52 | 28 | 24 |
| ATENCO | 85 | 36 | 49 | 62 | 28 | 34 | 67 | 34 | 33 |
| ATIZAPAN | 30 | 12 | 18 | 22 | 12 | 10 | 14 | 10 | 4 |
| ATIZAPAN DE ZARAGOZA | 988 | 506 | 482 | 750 | 363 | 387 | 763 | 406 | 357 |
| ATLACOMULCO | 223 | 114 | 109 | 213 | 100 | 113 | 206 | 99 | 107 |
| ATLAUTLA | 70 | 39 | 31 | 49 | 25 | 24 | 48 | 24 | 24 |
| AXAPUSCO | 64 | 29 | 35 | 45 | 33 | 12 | 46 | 20 | 26 |
| AYAPANGO | 17 | 9 | 8 | 18 | 12 | 6 | 14 | 4 | 10 |
| CALIMAYA | 92 | 47 | 45 | 77 | 45 | 32 | 77 | 39 | 38 |
| CAPULHÚAC | 74 | 39 | 35 | 60 | 34 | 26 | 73 | 32 | 41 |
| COACALCO DE BERRIOZABAL | 542 | 256 | 286 | 437 | 228 | 209 | 446 | 217 | 229 |
| COATEPEC HARINAS | 102 | 50 | 52 | 67 | 29 | 38 | 82 | 32 | 50 |
| COCOTITLÁN | 35 | 21 | 14 | 23 | 7 | 16 | 29 | 13 | 16 |
| COYOTEPEC | 98 | 50 | 48 | 103 | 52 | 51 | 92 | 44 | 48 |
| CUAUTITLÁN | 154 | 77 | 77 | 168 | 81 | 87 | 148 | 74 | 74 |
| CUAUTITLÁN IZCALLI | 926 | 459 | 467 | 685 | 342 | 343 | 770 | 383 | 387 |
| CHALCO | 503 | 258 | 245 | 411 | 205 | 206 | 459 | 229 | 230 |
| CHAPA DE MOTA | 71 | 41 | 30 | 77 | 37 | 40 | 60 | 28 | 32 |
| CHAPULTEPEC | 14 | 8 | 6 | 12 | 7 | 5 | 11 | 5 | 6 |
| CHIAUTLA | 56 | 26 | 30 | 61 | 32 | 29 | 43 | 19 | 24 |
| CHICOLOAPAN | 353 | 190 | 163 | 271 | 148 | 123 | 301 | 144 | 157 |
| CHICONCUAC | 51 | 31 | 20 | 45 | 22 | 23 | 53 | 31 | 22 |
| CHIMALHUACÁN | 962 | 486 | 476 | 799 | 404 | 395 | 888 | 441 | 447 |
| DONATO GUERRA | 100 | 48 | 52 | 60 | 37 | 23 | 77 | 48 | 29 |
| ECATEPEC DE MORELOS | 3 312 | 1 699 | 1 613 | 2 804 | 1 428 | 1 376 | 2 980 | 1 494 | 1 486 |
| ECATZINGO | 14 | 8 | 6 | 19 | 8 | 11 | 10 | 4 | 6 |
| EL ORO | 74 | 35 | 39 | 62 | 37 | 25 | 57 | 30 | 27 |
| HUEHUETOCA | 130 | 59 | 71 | 118 | 64 | 54 | 104 | 47 | 57 |
| HUEYPOXTLA | 103 | 58 | 45 | 81 | 36 | 45 | 73 | 35 | 38 |
| HUIXQUILUCAN | 403 | 208 | 195 | 346 | 185 | 161 | 399 | 189 | 210 |
| ISIDRO FABELA | 20 | 11 | 9 | 28 | 13 | 15 | 12 | 5 | 7 |
| IXTAPALUCA | 618 | 309 | 309 | 517 | 258 | 259 | 626 | 290 | 336 |
| IXTAPAN DE LA SAL | 90 | 50 | 40 | 58 | 26 | 32 | 95 | 43 | 52 |
| IXTAPAN DEL ORO | 17 | 8 | 9 | 10 | 5 | 5 | 12 | 5 | 7 |
| IXTLAHUACA | 324 | 157 | 167 | 272 | 139 | 133 | 294 | 154 | 140 |
| JALTENCO | 64 | 28 | 36 | 51 | 28 | 23 | 50 | 21 | 29 |
| JILOTEPEC | 189 | 96 | 93 | 171 | 96 | 75 | 154 | 78 | 76 |
| JILOTZINGO | 48 | 28 | 20 | 33 | 17 | 16 | 35 | 17 | 18 |
| JIQUIPILCO | 188 | 95 | 93 | 166 | 85 | 81 | 159 | 79 | 80 |
| JOCOTITLÁN | 139 | 61 | 78 | 129 | 73 | 56 | 113 | 55 | 58 |
| JOQUICINGO | 42 | 24 | 18 | 26 | 14 | 12 | 23 | 9 | 14 |
| JUCHITEPEC | 50 | 17 | 33 | 33 | 18 | 15 | 44 | 18 | 26 |
| LA PAZ | 614 | 316 | 298 | 543 | 272 | 271 | 515 | 257 | 258 |
| LERMA | 272 | 139 | 133 | 248 | 123 | 125 | 227 | 121 | 106 |
| LUVIANOS | 53 | 30 | 23 | 42 | 22 | 20 | 51 | 24 | 27 |
| MALINALCO | 82 | 41 | 41 | 57 | 26 | 31 | 58 | 25 | 33 |
| MELCHOR OCAMPO | 82 | 38 | 44 | 79 | 44 | 35 | 80 | 37 | 43 |
| METEPEC | 403 | 208 | 195 | 302 | 145 | 157 | 339 | 178 | 161 |
| MEXICALTZINGO | 34 | 17 | 17 | 15 | 9 | 6 | 23 | 12 | 11 |
| MORELOS | 92 | 47 | 45 | 80 | 42 | 38 | 47 | 24 | 23 |
| NAUCALPAN DE JUÁREZ | 1 626 | 824 | 802 | 1 376 | 692 | 684 | 1 387 | 714 | 673 |
| NEXTLALPAN | 57 | 27 | 30 | 38 | 15 | 23 | 50 | 24 | 26 |
| NEZAHUALCÓYOTL | 2 400 | 1 183 | 1 217 | 2 028 | 1 037 | 991 | 2 107 | 1 055 | 1 052 |

(Continúa)

NACIMIENTOS REGISTRADOS DE MENORES DE UN AÑO POR MUNICIPIO SEGÚN MES DE REGISTRO Y SEXO
2006

CUADRO 1.4
(1a. parte)

| MUNICIPIO | ENERO | | | FEBRERO | | | MARZO | | |
|-----------------------------|-------|---------|---------|---------|---------|---------|-------|---------|---------|
| | TOTAL | HOMBRES | MUJERES | TOTAL | HOMBRES | MUJERES | TOTAL | HOMBRES | MUJERES |
| NICOLÁS ROMERO | 741 | 352 | 389 | 494 | 257 | 237 | 557 | 292 | 265 |
| NOPALTEPEC | 26 | 18 | 8 | 14 | 7 | 7 | 23 | 15 | 8 |
| OCOYOACAC | 105 | 56 | 49 | 106 | 53 | 53 | 117 | 57 | 60 |
| OCUILAN | 57 | 28 | 29 | 61 | 35 | 26 | 55 | 36 | 19 |
| OTUMBA | 89 | 44 | 45 | 59 | 32 | 27 | 66 | 30 | 36 |
| OTZOLOAPAN | 5 | 3 | 2 | 7 | 2 | 5 | 9 | 5 | 4 |
| OTZOLOTEPEC | 180 | 101 | 79 | 155 | 79 | 76 | 168 | 82 | 86 |
| OZUMBA | 68 | 37 | 31 | 50 | 26 | 24 | 44 | 17 | 27 |
| PAPALOTLA | 13 | 5 | 8 | 16 | 5 | 11 | 10 | 8 | 2 |
| POLOTITLÁN | 36 | 19 | 17 | 26 | 10 | 16 | 25 | 14 | 11 |
| RAYÓN | 25 | 10 | 15 | 24 | 10 | 14 | 27 | 13 | 14 |
| SAN ANTONIO LA ISLA | 31 | 9 | 22 | 24 | 13 | 11 | 29 | 17 | 12 |
| SAN FELIPE DEL PROGRESO | 358 | 176 | 182 | 343 | 177 | 166 | 300 | 160 | 140 |
| SAN JOSÉ DEL RINCÓN | 261 | 135 | 126 | 190 | 88 | 102 | 220 | 103 | 117 |
| SAN MARTÍN DE LAS PIRÁMIDES | 51 | 23 | 28 | 40 | 21 | 19 | 44 | 17 | 27 |
| SAN MATEO ATENCO | 167 | 75 | 92 | 146 | 66 | 80 | 151 | 80 | 71 |
| SAN SIMÓN DE GUERRERO | 14 | 7 | 7 | 12 | 4 | 8 | 9 | 4 | 5 |
| SANTO TOMÁS | 20 | 8 | 12 | 10 | 8 | 2 | 16 | 9 | 7 |
| SOYANIQUILPAN DE JUÁREZ | 24 | 9 | 15 | 15 | 5 | 10 | 19 | 10 | 9 |
| SULTEPEC | 49 | 27 | 22 | 48 | 21 | 27 | 59 | 35 | 24 |
| TECÁMAC | 459 | 223 | 236 | 368 | 191 | 177 | 384 | 190 | 194 |
| TEJUPILCO | 147 | 81 | 66 | 144 | 66 | 78 | 128 | 61 | 67 |
| TEMAMATLA | 23 | 16 | 7 | 29 | 19 | 10 | 18 | 7 | 11 |
| TEMASCALAPA | 65 | 28 | 37 | 77 | 33 | 44 | 45 | 21 | 24 |
| TEMASCALCINGO | 184 | 101 | 83 | 151 | 77 | 74 | 119 | 56 | 63 |
| TEMASCALTEPEC | 75 | 36 | 39 | 78 | 42 | 36 | 67 | 39 | 28 |
| TEMOAYA | 304 | 155 | 149 | 176 | 91 | 85 | 194 | 110 | 84 |
| TENANCINGO | 257 | 138 | 119 | 173 | 87 | 86 | 181 | 100 | 81 |
| TENANGO DEL AIRE | 28 | 12 | 16 | 22 | 12 | 10 | 24 | 11 | 13 |
| TENANGO DEL VALLE | 171 | 87 | 84 | 135 | 68 | 67 | 148 | 83 | 65 |
| TEOLOYUCÁN | 203 | 99 | 104 | 165 | 81 | 84 | 138 | 70 | 68 |
| TEOTIHUACÁN | 110 | 64 | 46 | 72 | 38 | 34 | 102 | 48 | 54 |
| TEPETLAOXTOC | 54 | 24 | 30 | 40 | 17 | 23 | 60 | 28 | 32 |
| TEPETLIXPA | 29 | 15 | 14 | 41 | 17 | 24 | 28 | 12 | 16 |
| TEPOTZOTLÁN | 159 | 71 | 88 | 111 | 55 | 56 | 107 | 52 | 55 |
| TEQUIXQUIAC | 80 | 44 | 36 | 54 | 27 | 27 | 48 | 32 | 16 |
| TEXCALTITLÁN | 52 | 25 | 27 | 22 | 11 | 11 | 33 | 18 | 15 |
| TEXCALYACAC | 11 | 5 | 6 | 13 | 7 | 6 | 6 | 3 | 3 |
| TEXCOCO | 439 | 231 | 208 | 332 | 166 | 166 | 366 | 188 | 178 |
| TEZOYUCA | 67 | 31 | 36 | 46 | 26 | 20 | 48 | 22 | 26 |
| TIANGUISTENCO | 159 | 86 | 73 | 113 | 55 | 58 | 150 | 76 | 74 |
| TIMILPAN | 45 | 22 | 23 | 32 | 18 | 14 | 27 | 14 | 13 |
| TLALMANALCO | 92 | 40 | 52 | 71 | 36 | 35 | 98 | 47 | 51 |
| TLALNEPANTLA DE BAZ | 1 444 | 743 | 701 | 1 177 | 594 | 583 | 1 108 | 559 | 549 |
| TLATLAYA | 50 | 23 | 27 | 33 | 19 | 14 | 52 | 24 | 28 |
| TOLUCA | 1 941 | 985 | 956 | 1 400 | 709 | 691 | 1 563 | 812 | 751 |
| TONANITLA | 17 | 6 | 11 | 9 | 5 | 4 | 13 | 8 | 5 |
| TONATICO | 11 | 7 | 4 | 22 | 14 | 8 | 24 | 17 | 7 |
| TULTEPEC | 183 | 96 | 87 | 181 | 95 | 86 | 158 | 72 | 86 |
| TULTITLÁN | 692 | 344 | 348 | 571 | 310 | 261 | 593 | 315 | 278 |
| VALLE DE BRAVO | 100 | 52 | 48 | 155 | 71 | 84 | 108 | 53 | 55 |
| VALLE DE CHALCO SOLIDARIDAD | 684 | 346 | 338 | 557 | 270 | 287 | 555 | 295 | 260 |
| VILLA DE ALLENDE | 143 | 78 | 65 | 96 | 52 | 44 | 82 | 43 | 39 |
| VILLA DEL CARBÓN | 128 | 67 | 61 | 101 | 48 | 53 | 98 | 39 | 59 |
| VILLA GUERRERO | 179 | 81 | 98 | 107 | 53 | 54 | 111 | 65 | 46 |
| VILLA VICTORIA | 246 | 134 | 112 | 210 | 104 | 106 | 204 | 102 | 102 |
| XALATLACO | 62 | 34 | 28 | 53 | 27 | 26 | 42 | 19 | 23 |
| XONACATLÁN | 116 | 50 | 66 | 114 | 56 | 58 | 89 | 38 | 51 |
| ZACAZONAPAN | 7 | 5 | 2 | 5 | 2 | 3 | 6 | 4 | 2 |
| ZACUALPAN | 35 | 16 | 19 | 35 | 20 | 15 | 27 | 15 | 12 |
| ZINACANTEPEC | 327 | 165 | 162 | 292 | 137 | 155 | 273 | 128 | 145 |
| ZUMPAHUACÁN | 37 | 20 | 17 | 35 | 15 | 20 | 37 | 15 | 22 |
| ZUMPANGO | 252 | 117 | 135 | 250 | 133 | 117 | 255 | 132 | 123 |

**NACIMIENTOS REGISTRADOS DE MENORES DE UN AÑO POR MUNICIPIO SEGÚN MES DE REGISTRO Y SEXO
2006**

**CUADRO 1.4
(2a. parte)**

| MUNICIPIO | ABRIL | | | MAYO | | | JUNIO | | |
|-------------------------|---------------|---------------|---------------|---------------|---------------|---------------|---------------|---------------|---------------|
| | TOTAL | HOMBRES | MUJERES | TOTAL | HOMBRES | MUJERES | TOTAL | HOMBRES | MUJERES |
| ESTADO DE MÉXICO | 21 268 | 10 705 | 10 563 | 26 042 | 13 246 | 12 796 | 24 096 | 12 241 | 11 855 |
| ACAMBAY | 103 | 54 | 49 | 124 | 59 | 65 | 94 | 51 | 43 |
| ACOLMAN | 113 | 55 | 58 | 129 | 71 | 58 | 111 | 60 | 51 |
| ACULCO | 56 | 33 | 23 | 96 | 53 | 43 | 73 | 43 | 30 |
| ALMOLOYA DE ALQUISIRAS | 21 | 13 | 8 | 32 | 19 | 13 | 26 | 13 | 13 |
| ALMOLOYA DE JUÁREZ | 260 | 135 | 125 | 271 | 132 | 139 | 270 | 163 | 107 |
| ALMOLOYA DEL RÍO | 14 | 7 | 7 | 11 | 5 | 6 | 18 | 6 | 12 |
| AMANALCO | 43 | 17 | 26 | 56 | 24 | 32 | 36 | 18 | 18 |
| AMATEPEC | 23 | 11 | 12 | 31 | 14 | 17 | 33 | 14 | 19 |
| AMECAMECA | 70 | 34 | 36 | 82 | 46 | 36 | 101 | 51 | 50 |
| APAXCO | 36 | 23 | 13 | 40 | 21 | 19 | 60 | 29 | 31 |
| ATENCO | 0 | 0 | 0 | 121 | 58 | 63 | 87 | 42 | 45 |
| ATIZAPAN | 20 | 12 | 8 | 31 | 19 | 12 | 14 | 8 | 6 |
| ATIZAPAN DE ZARAGOZA | 609 | 324 | 285 | 775 | 405 | 370 | 692 | 370 | 322 |
| ATLACOMULCO | 187 | 86 | 101 | 190 | 98 | 92 | 177 | 84 | 93 |
| ATLAUTLA | 49 | 21 | 28 | 37 | 16 | 21 | 40 | 21 | 19 |
| AXAPUSCO | 41 | 22 | 19 | 62 | 37 | 25 | 51 | 28 | 23 |
| AYAPANGO | 20 | 13 | 7 | 11 | 4 | 7 | 23 | 12 | 11 |
| CALIMAYA | 68 | 34 | 34 | 79 | 33 | 46 | 105 | 48 | 57 |
| CAPULHÚAC | 46 | 19 | 27 | 67 | 40 | 27 | 47 | 25 | 22 |
| COACALCO DE BERRIOZABAL | 397 | 207 | 190 | 423 | 200 | 223 | 473 | 224 | 249 |
| COATEPEC HARINAS | 58 | 35 | 23 | 65 | 26 | 39 | 63 | 33 | 30 |
| COCOTITLÁN | 22 | 15 | 7 | 21 | 10 | 11 | 14 | 8 | 6 |
| COYOTEPEC | 93 | 48 | 45 | 98 | 42 | 56 | 93 | 63 | 30 |
| CUAUTITLÁN | 127 | 58 | 69 | 159 | 76 | 83 | 164 | 77 | 87 |
| CUAUTITLÁN IZCALLI | 666 | 354 | 312 | 703 | 347 | 356 | 658 | 317 | 341 |
| CHALCO | 365 | 166 | 199 | 420 | 201 | 219 | 430 | 213 | 217 |
| CHAPA DE MOTA | 57 | 27 | 30 | 55 | 24 | 31 | 45 | 26 | 19 |
| CHAPULTEPEC | 12 | 7 | 5 | 8 | 4 | 4 | 16 | 6 | 10 |
| CHIAUTLA | 39 | 23 | 16 | 36 | 18 | 18 | 44 | 19 | 25 |
| CHICOLAPAN | 245 | 99 | 146 | 288 | 158 | 130 | 254 | 125 | 129 |
| CHICONCUAC | 49 | 24 | 25 | 39 | 18 | 21 | 50 | 23 | 27 |
| CHIMALHUACÁN | 670 | 338 | 332 | 879 | 468 | 411 | 836 | 450 | 386 |
| DONATO GUERRA | 63 | 35 | 28 | 88 | 43 | 45 | 67 | 37 | 30 |
| ECATEPEC DE MORELOS | 2 265 | 1 117 | 1 148 | 2 937 | 1 487 | 1 450 | 2 764 | 1 408 | 1 356 |
| ECATZINGO | 24 | 13 | 11 | 17 | 7 | 10 | 12 | 2 | 10 |
| EL ORO | 56 | 25 | 31 | 60 | 25 | 35 | 57 | 29 | 28 |
| HUEHUETOCA | 102 | 46 | 56 | 102 | 49 | 53 | 102 | 52 | 50 |
| HUEYPOXTLA | 84 | 37 | 47 | 102 | 51 | 51 | 79 | 39 | 40 |
| HUIXQUILUCAN | 351 | 181 | 170 | 383 | 192 | 191 | 364 | 186 | 178 |
| ISIDRO FABELA | 13 | 6 | 7 | 16 | 6 | 10 | 14 | 8 | 6 |
| IXTAPALUCA | 421 | 210 | 211 | 628 | 333 | 295 | 520 | 280 | 240 |
| IXTAPAN DE LA SAL | 63 | 27 | 36 | 58 | 32 | 26 | 55 | 33 | 22 |
| IXTAPAN DEL ORO | 11 | 5 | 6 | 18 | 10 | 8 | 13 | 5 | 8 |
| IXTLAHUACA | 258 | 130 | 128 | 316 | 162 | 154 | 283 | 140 | 143 |
| JALTENCO | 57 | 32 | 25 | 45 | 19 | 26 | 50 | 26 | 24 |
| JILOTEPEC | 144 | 68 | 76 | 152 | 65 | 87 | 139 | 61 | 78 |
| JILOTZINGO | 42 | 22 | 20 | 41 | 20 | 21 | 39 | 20 | 19 |
| JIQUIPILCO | 133 | 66 | 67 | 122 | 61 | 61 | 112 | 42 | 70 |
| JOCOTITLÁN | 104 | 53 | 51 | 95 | 54 | 41 | 86 | 45 | 41 |
| JOQUICINGO | 24 | 14 | 10 | 14 | 6 | 8 | 18 | 6 | 12 |
| JUCHITEPEC | 34 | 16 | 18 | 43 | 24 | 19 | 41 | 23 | 18 |
| LA PAZ | 476 | 273 | 203 | 503 | 264 | 239 | 521 | 259 | 262 |
| LERMA | 180 | 91 | 89 | 272 | 122 | 150 | 246 | 131 | 115 |
| LUVIANOS | 31 | 15 | 16 | 59 | 33 | 26 | 33 | 18 | 15 |
| MALINALCO | 50 | 32 | 18 | 57 | 33 | 24 | 40 | 18 | 22 |
| MELCHOR OCAMPO | 86 | 51 | 35 | 63 | 33 | 30 | 77 | 38 | 39 |
| METEPEC | 264 | 138 | 126 | 315 | 157 | 158 | 289 | 163 | 126 |
| MEXICALTZINGO | 11 | 6 | 5 | 22 | 12 | 10 | 29 | 15 | 14 |
| MORELOS | 57 | 28 | 29 | 76 | 41 | 35 | 63 | 27 | 36 |
| NAUCALPAN DE JUÁREZ | 1 237 | 598 | 639 | 1 375 | 706 | 669 | 1 292 | 651 | 641 |
| NEXTLALPAN | 28 | 12 | 16 | 44 | 24 | 20 | 40 | 19 | 21 |
| NEZAHUALCÓYOTL | 1 820 | 909 | 911 | 2 203 | 1 113 | 1 090 | 1 979 | 997 | 982 |

(Continúa)

**NACIMIENTOS REGISTRADOS DE MENORES DE UN AÑO POR MUNICIPIO SEGÚN MES DE REGISTRO Y SEXO
2006**

**CUADRO 1.4
(2a. parte)**

| MUNICIPIO | ABRIL | | | MAYO | | | JUNIO | | |
|-----------------------------|-------|---------|---------|-------|---------|---------|-------|---------|---------|
| | TOTAL | HOMBRES | MUJERES | TOTAL | HOMBRES | MUJERES | TOTAL | HOMBRES | MUJERES |
| NICOLÁS ROMERO | 481 | 225 | 256 | 522 | 263 | 259 | 502 | 253 | 249 |
| NOPALTEPEC | 11 | 3 | 8 | 13 | 4 | 9 | 15 | 6 | 9 |
| OCOYOACAC | 100 | 48 | 52 | 105 | 60 | 45 | 94 | 51 | 43 |
| OCUILAN | 34 | 24 | 10 | 68 | 35 | 33 | 33 | 18 | 15 |
| OTUMBA | 58 | 29 | 29 | 73 | 41 | 32 | 56 | 32 | 24 |
| OTZOLOAPAN | 8 | 4 | 4 | 7 | 6 | 1 | 5 | 3 | 2 |
| OTZOLOTEPEC | 119 | 57 | 62 | 174 | 73 | 101 | 161 | 78 | 83 |
| OZUMBA | 40 | 22 | 18 | 55 | 26 | 29 | 49 | 21 | 28 |
| PAPALOTLA | 12 | 7 | 5 | 4 | 0 | 4 | 14 | 9 | 5 |
| POLOTITLÁN | 21 | 8 | 13 | 27 | 14 | 13 | 16 | 8 | 8 |
| RAYÓN | 17 | 8 | 9 | 24 | 12 | 12 | 19 | 7 | 12 |
| SAN ANTONIO LA ISLA | 10 | 4 | 6 | 23 | 10 | 13 | 0 | 0 | 0 |
| SAN FELIPE DEL PROGRESO | 235 | 122 | 113 | 375 | 186 | 189 | 280 | 134 | 146 |
| SAN JOSÉ DEL RINCÓN | 213 | 107 | 106 | 292 | 138 | 154 | 220 | 131 | 89 |
| SAN MARTÍN DE LAS PIRÁMIDES | 39 | 23 | 16 | 44 | 26 | 18 | 39 | 26 | 13 |
| SAN MATEO ATENCO | 121 | 62 | 59 | 187 | 108 | 79 | 152 | 81 | 71 |
| SAN SIMÓN DE GUERRERO | 12 | 7 | 5 | 10 | 4 | 6 | 12 | 3 | 9 |
| SANTO TOMÁS | 14 | 6 | 8 | 13 | 7 | 6 | 7 | 5 | 2 |
| SOYANIQUEL PAN DE JUÁREZ | 19 | 10 | 9 | 31 | 18 | 13 | 24 | 8 | 16 |
| SULTEPEC | 55 | 25 | 30 | 48 | 25 | 23 | 52 | 23 | 29 |
| TECÁMAC | 221 | 118 | 103 | 393 | 195 | 198 | 329 | 157 | 172 |
| TEJUPILCO | 78 | 42 | 36 | 139 | 76 | 63 | 106 | 47 | 59 |
| TEMAMATLA | 18 | 9 | 9 | 15 | 7 | 8 | 18 | 10 | 8 |
| TEMASCALAPA | 54 | 28 | 26 | 49 | 27 | 22 | 59 | 33 | 26 |
| TEMASCALCINGO | 103 | 53 | 50 | 137 | 65 | 72 | 106 | 47 | 59 |
| TEMASCALTEPEC | 58 | 30 | 28 | 51 | 25 | 26 | 64 | 27 | 37 |
| TEMOAYA | 187 | 103 | 84 | 215 | 116 | 99 | 196 | 93 | 103 |
| TENANCINGO | 96 | 53 | 43 | 189 | 109 | 80 | 140 | 78 | 62 |
| TENANGO DEL AIRE | 25 | 15 | 10 | 14 | 6 | 8 | 25 | 12 | 13 |
| TENANGO DEL VALLE | 131 | 56 | 75 | 145 | 88 | 57 | 134 | 66 | 68 |
| TEOLOYUCÁN | 154 | 78 | 76 | 171 | 90 | 81 | 147 | 83 | 64 |
| TEOTIHUACÁN | 54 | 27 | 27 | 115 | 60 | 55 | 99 | 51 | 48 |
| TEPETLAXOCTOC | 28 | 11 | 17 | 42 | 18 | 24 | 38 | 26 | 12 |
| TEPETLIXPA | 32 | 21 | 11 | 37 | 22 | 15 | 37 | 16 | 21 |
| TEPOTZOTLÁN | 106 | 61 | 45 | 124 | 60 | 64 | 131 | 77 | 54 |
| TEQUIXQUIAC | 59 | 28 | 31 | 65 | 35 | 30 | 63 | 32 | 31 |
| TEXCALTITLÁN | 40 | 23 | 17 | 33 | 15 | 18 | 24 | 15 | 9 |
| TEXCALYACAC | 10 | 7 | 3 | 5 | 1 | 4 | 10 | 3 | 7 |
| TEXCOCO | 324 | 160 | 164 | 344 | 157 | 187 | 352 | 180 | 172 |
| TEZOYUCA | 39 | 19 | 20 | 55 | 30 | 25 | 46 | 26 | 20 |
| TIANGUISTENCO | 113 | 66 | 47 | 138 | 63 | 75 | 142 | 62 | 80 |
| TIMILPAN | 26 | 14 | 12 | 28 | 16 | 12 | 30 | 18 | 12 |
| TLALMANALCO | 36 | 21 | 15 | 92 | 58 | 34 | 77 | 39 | 38 |
| TLALNEPANTLA DE BAZ | 917 | 452 | 465 | 1 242 | 636 | 606 | 1 220 | 581 | 639 |
| TLATLAYA | 31 | 17 | 14 | 58 | 30 | 28 | 31 | 11 | 20 |
| TOLUCA | 1 287 | 656 | 631 | 1 569 | 796 | 773 | 1 464 | 749 | 715 |
| TONANITLA | 16 | 8 | 8 | 17 | 9 | 8 | 20 | 8 | 12 |
| TONATICO | 15 | 6 | 9 | 16 | 3 | 13 | 14 | 8 | 6 |
| TULTEPEC | 129 | 61 | 68 | 180 | 100 | 80 | 165 | 82 | 83 |
| TULTITLÁN | 567 | 274 | 293 | 628 | 336 | 292 | 590 | 308 | 282 |
| VALLE DE BRAVO | 109 | 60 | 49 | 131 | 66 | 65 | 111 | 58 | 53 |
| VALLE DE CHALCO SOLIDARIDAD | 462 | 227 | 235 | 543 | 274 | 269 | 539 | 277 | 262 |
| VILLA DE ALLENDE | 92 | 46 | 46 | 119 | 66 | 53 | 104 | 58 | 46 |
| VILLA DEL CARBÓN | 72 | 37 | 35 | 91 | 47 | 44 | 96 | 59 | 37 |
| VILLA GUERRERO | 79 | 41 | 38 | 126 | 62 | 64 | 107 | 58 | 49 |
| VILLA VICTORIA | 195 | 95 | 100 | 210 | 92 | 118 | 189 | 91 | 98 |
| XALATLACO | 45 | 18 | 27 | 45 | 22 | 23 | 58 | 29 | 29 |
| XONACATLÁN | 87 | 51 | 36 | 111 | 57 | 54 | 82 | 38 | 44 |
| ZACAZONAPAN | 8 | 6 | 2 | 8 | 4 | 4 | 11 | 7 | 4 |
| ZACUALPAN | 29 | 15 | 14 | 21 | 11 | 10 | 18 | 7 | 11 |
| ZINACANTEPEC | 246 | 125 | 121 | 314 | 177 | 137 | 284 | 141 | 143 |
| ZUMPAHUACÁN | 31 | 16 | 15 | 28 | 18 | 10 | 23 | 9 | 14 |
| ZUMPANGO | 172 | 80 | 92 | 229 | 115 | 114 | 225 | 119 | 106 |

**NACIMIENTOS REGISTRADOS DE MENORES DE UN AÑO POR MUNICIPIO SEGÚN MES DE REGISTRO Y SEXO
2006**

**CUADRO 1.4
(3a. parte)**

| MUNICIPIO | JULIO | | | AGOSTO | | | SEPTIEMBRE | | |
|-------------------------|---------------|---------------|---------------|---------------|---------------|---------------|---------------|---------------|---------------|
| | TOTAL | HOMBRES | MUJERES | TOTAL | HOMBRES | MUJERES | TOTAL | HOMBRES | MUJERES |
| ESTADO DE MÉXICO | 23 281 | 11 934 | 11 347 | 25 868 | 12 941 | 12 927 | 24 113 | 12 109 | 12 004 |
| ACAMBAY | 112 | 58 | 54 | 129 | 68 | 61 | 112 | 47 | 65 |
| ACOLMAN | 132 | 63 | 69 | 131 | 65 | 66 | 112 | 47 | 65 |
| ACULCO | 89 | 40 | 49 | 82 | 47 | 35 | 106 | 58 | 48 |
| ALMOLOYA DE ALQUISIRAS | 23 | 13 | 10 | 38 | 17 | 21 | 29 | 20 | 9 |
| ALMOLOYA DE JUÁREZ | 259 | 130 | 129 | 307 | 145 | 162 | 245 | 128 | 117 |
| ALMOLOYA DEL RÍO | 33 | 15 | 18 | 12 | 11 | 1 | 19 | 9 | 10 |
| AMANALCO | 50 | 21 | 29 | 43 | 15 | 28 | 53 | 28 | 25 |
| AMATEPEC | 26 | 15 | 11 | 34 | 15 | 19 | 45 | 22 | 23 |
| AMECAMECA | 73 | 35 | 38 | 95 | 40 | 55 | 82 | 43 | 39 |
| APAXCO | 50 | 24 | 26 | 39 | 21 | 18 | 52 | 24 | 28 |
| ATENCO | 64 | 35 | 29 | 62 | 32 | 30 | 80 | 45 | 35 |
| ATIZAPAN | 20 | 8 | 12 | 25 | 15 | 10 | 22 | 15 | 7 |
| ATIZAPAN DE ZARAGOZA | 569 | 310 | 259 | 806 | 398 | 408 | 706 | 356 | 350 |
| ATLACOMULCO | 188 | 92 | 96 | 230 | 122 | 108 | 209 | 100 | 109 |
| ATLAUTLA | 36 | 16 | 20 | 56 | 29 | 27 | 41 | 19 | 22 |
| AXAPUSCO | 56 | 26 | 30 | 52 | 24 | 28 | 33 | 20 | 13 |
| AYAPANGO | 23 | 9 | 14 | 17 | 7 | 10 | 23 | 13 | 10 |
| CALIMAYA | 88 | 51 | 37 | 71 | 37 | 34 | 74 | 33 | 41 |
| CAPULHÚAC | 59 | 34 | 25 | 53 | 26 | 27 | 57 | 25 | 32 |
| COACALCO DE BERRIOZABAL | 440 | 232 | 208 | 504 | 248 | 256 | 445 | 219 | 226 |
| COATEPEC HARINAS | 61 | 30 | 31 | 93 | 47 | 46 | 54 | 28 | 26 |
| COCOTITLÁN | 26 | 10 | 16 | 22 | 13 | 9 | 28 | 16 | 12 |
| COYOTEPEC | 84 | 43 | 41 | 100 | 39 | 61 | 90 | 50 | 40 |
| CUAUTITLÁN | 157 | 81 | 76 | 168 | 90 | 78 | 178 | 86 | 92 |
| CUAUTITLÁN IZCALLI | 698 | 352 | 346 | 737 | 357 | 380 | 756 | 369 | 387 |
| CHALCO | 368 | 176 | 192 | 456 | 226 | 230 | 406 | 205 | 201 |
| CHAPA DE MOTA | 66 | 35 | 31 | 59 | 32 | 27 | 40 | 24 | 16 |
| CHAPULTEPEC | 14 | 8 | 6 | 15 | 8 | 7 | 17 | 7 | 10 |
| CHIAUTLA | 60 | 36 | 24 | 35 | 9 | 26 | 46 | 24 | 22 |
| CHICOLOAPAN | 251 | 134 | 117 | 299 | 149 | 150 | 276 | 127 | 149 |
| CHICONCUAC | 41 | 23 | 18 | 56 | 29 | 27 | 55 | 25 | 30 |
| CHIMALHUACÁN | 744 | 386 | 358 | 765 | 346 | 419 | 769 | 402 | 367 |
| DONATO GUERRA | 76 | 40 | 36 | 75 | 39 | 36 | 81 | 38 | 43 |
| ECATEPEC DE MORELOS | 2 652 | 1 338 | 1 314 | 3 037 | 1 551 | 1 486 | 2 782 | 1 406 | 1 376 |
| ECATZINGO | 23 | 8 | 15 | 25 | 15 | 10 | 18 | 10 | 8 |
| EL ORO | 64 | 37 | 27 | 76 | 40 | 36 | 50 | 32 | 18 |
| HUEHUETOCA | 93 | 45 | 48 | 87 | 43 | 44 | 133 | 67 | 66 |
| HUEYPOXTLA | 89 | 45 | 44 | 92 | 47 | 45 | 84 | 43 | 41 |
| HUIXQUILUCAN | 371 | 184 | 187 | 343 | 160 | 183 | 383 | 187 | 196 |
| ISIDRO FABELA | 18 | 10 | 8 | 27 | 18 | 9 | 32 | 13 | 19 |
| IXTAPALUCA | 516 | 295 | 221 | 505 | 250 | 255 | 473 | 239 | 234 |
| IXTAPAN DE LA SAL | 64 | 33 | 31 | 55 | 19 | 36 | 68 | 34 | 34 |
| IXTAPAN DEL ORO | 11 | 6 | 5 | 11 | 5 | 6 | 24 | 14 | 10 |
| IXTLAHUACA | 241 | 117 | 124 | 301 | 156 | 145 | 282 | 124 | 158 |
| JALTENCO | 36 | 17 | 19 | 50 | 30 | 20 | 55 | 28 | 27 |
| JILOTEPEC | 169 | 79 | 90 | 156 | 63 | 93 | 134 | 62 | 72 |
| JILOTZINGO | 38 | 15 | 23 | 27 | 12 | 15 | 46 | 26 | 20 |
| JIQUIPILCO | 141 | 67 | 74 | 142 | 67 | 75 | 136 | 71 | 65 |
| JOCOTITLÁN | 106 | 49 | 57 | 116 | 61 | 55 | 115 | 57 | 58 |
| JOQUICINGO | 22 | 13 | 9 | 33 | 15 | 18 | 26 | 19 | 7 |
| JUCHITEPEC | 36 | 19 | 17 | 35 | 20 | 15 | 31 | 20 | 11 |
| LA PAZ | 541 | 284 | 257 | 574 | 278 | 296 | 521 | 270 | 251 |
| LERMA | 223 | 113 | 110 | 213 | 104 | 109 | 208 | 112 | 96 |
| LUVIANOS | 25 | 14 | 11 | 63 | 34 | 29 | 53 | 27 | 26 |
| MALINALCO | 41 | 19 | 22 | 53 | 24 | 29 | 66 | 35 | 31 |
| MELCHOR OCAMPO | 96 | 55 | 41 | 58 | 30 | 28 | 85 | 38 | 47 |
| METEPEC | 288 | 141 | 147 | 314 | 149 | 165 | 297 | 145 | 152 |
| MEXICALTZINGO | 21 | 12 | 9 | 19 | 10 | 9 | 26 | 12 | 14 |
| MORELOS | 70 | 36 | 34 | 61 | 34 | 27 | 56 | 27 | 29 |
| NAUCALPAN DE JUÁREZ | 1 099 | 567 | 532 | 1 475 | 739 | 736 | 1 284 | 643 | 641 |
| NEXTLALPAN | 55 | 31 | 24 | 41 | 24 | 17 | 31 | 13 | 18 |
| NEZAHUALCÓYOTL | 2 030 | 1 055 | 975 | 2 144 | 1 105 | 1 039 | 1 970 | 979 | 991 |

(Continúa)

**NACIMIENTOS REGISTRADOS DE MENORES DE UN AÑO POR MUNICIPIO SEGÚN MES DE REGISTRO Y SEXO
2006**

**CUADRO 1.4
(3a. parte)**

| MUNICIPIO | JULIO | | | AGOSTO | | | SEPTIEMBRE | | |
|-----------------------------|-------|---------|---------|--------|---------|---------|------------|---------|---------|
| | TOTAL | HOMBRES | MUJERES | TOTAL | HOMBRES | MUJERES | TOTAL | HOMBRES | MUJERES |
| NICOLÁS ROMERO | 476 | 246 | 230 | 537 | 274 | 263f | 500 | 243 | 257 |
| NOPALTEPEC | 19 | 11 | 8 | 25 | 14 | 11f | 16 | 8 | 8 |
| OCOYOACAC | 105 | 52 | 53 | 92 | 50 | 42f | 90 | 41 | 49 |
| OCUILAN | 41 | 18 | 23 | 46 | 26 | 20f | 70 | 35 | 35 |
| OTUMBA | 59 | 34 | 25 | 68 | 37 | 31f | 66 | 35 | 31 |
| OTZOLOAPAN | 5 | 5 | 0 | 8 | 6 | 2f | 4 | 3 | 1 |
| OTZOLOTEPEC | 156 | 76 | 80 | 125 | 68 | 57f | 164 | 79 | 85 |
| OZUMBA | 51 | 23 | 28 | 38 | 18 | 20f | 52 | 23 | 29 |
| PAPALOTLA | 14 | 8 | 6 | 5 | 2 | 3f | 11 | 3 | 8 |
| POLOTITLÁN | 25 | 11 | 14 | 21 | 12 | 9f | 15 | 9 | 6 |
| RAYÓN | 16 | 6 | 10 | 25 | 13 | 12f | 18 | 9 | 9 |
| SAN ANTONIO LA ISLA | 24 | 14 | 10 | 28 | 11 | 17f | 25 | 15 | 10 |
| SAN FELIPE DEL PROGRESO | 291 | 134 | 157 | 324 | 158 | 166f | 242 | 127 | 115 |
| SAN JOSÉ DEL RINCÓN | 258 | 130 | 128 | 274 | 142 | 132f | 200 | 100 | 100 |
| SAN MARTÍN DE LAS PIRÁMIDES | 41 | 21 | 20 | 41 | 23 | 18f | 49 | 26 | 23 |
| SAN MATEO ATENCO | 154 | 86 | 68 | 157 | 83 | 74f | 154 | 78 | 76 |
| SAN SIMÓN DE GUERRERO | 6 | 5 | 1 | 11 | 4 | 7f | 7 | 5 | 2 |
| SANTO TOMÁS | 13 | 6 | 7 | 18 | 8 | 10f | 6 | 3 | 3 |
| SOYANIQUILPAN DE JUÁREZ | 35 | 16 | 19 | 28 | 17 | 11f | 19 | 9 | 10 |
| SULTEPEC | 33 | 16 | 17 | 89 | 44 | 45f | 42 | 22 | 20 |
| TECÁMAC | 339 | 177 | 162 | 348 | 177 | 171f | 298 | 145 | 153 |
| TEJUPILCO | 125 | 65 | 60 | 127 | 70 | 57f | 118 | 54 | 64 |
| TEMAMATLA | 17 | 11 | 6 | 21 | 10 | 11f | 24 | 15 | 9 |
| TEMASCALAPA | 59 | 24 | 35 | 63 | 35 | 28f | 60 | 30 | 30 |
| TEMASCALCINGO | 126 | 59 | 67 | 123 | 64 | 59f | 104 | 51 | 53 |
| TEMASCALTEPEC | 61 | 35 | 26 | 94 | 38 | 56f | 53 | 19 | 34 |
| TEMOAYA | 196 | 93 | 103 | 232 | 120 | 112f | 196 | 109 | 87 |
| TENANCINGO | 149 | 73 | 76 | 162 | 93 | 69f | 157 | 77 | 80 |
| TENANGO DEL AIRE | 17 | 9 | 8 | 25 | 12 | 13f | 9 | 3 | 6 |
| TENANGO DEL VALLE | 91 | 46 | 45 | 140 | 70 | 70f | 163 | 73 | 90 |
| TEOLOYUCÁN | 152 | 77 | 75 | 156 | 79 | 77f | 134 | 69 | 65 |
| TEOTIHUACÁN | 91 | 49 | 42 | 91 | 43 | 48f | 127 | 47 | 80 |
| TEPETLAOXTOC | 53 | 30 | 23 | 46 | 26 | 20f | 45 | 20 | 25 |
| TEPETLIXPA | 25 | 13 | 12 | 29 | 12 | 17f | 29 | 16 | 13 |
| TEPOTZOTLÁN | 119 | 56 | 63 | 105 | 57 | 48f | 137 | 64 | 73 |
| TEQUIXQUIAC | 65 | 34 | 31 | 58 | 35 | 23f | 63 | 36 | 27 |
| TEXCALTITLÁN | 35 | 18 | 17 | 54 | 24 | 30f | 34 | 20 | 14 |
| TEXCALYACAC | 8 | 5 | 3 | 10 | 5 | 5f | 13 | 6 | 7 |
| TEXCOCO | 373 | 185 | 188 | 401 | 205 | 196f | 393 | 200 | 193 |
| TEZOYUCA | 43 | 21 | 22 | 35 | 20 | 15f | 46 | 22 | 24 |
| TIANGUISTENCO | 138 | 65 | 73 | 155 | 77 | 78f | 141 | 76 | 65 |
| TIMILPAN | 46 | 16 | 30 | 30 | 16 | 14f | 36 | 16 | 20 |
| TLALMANALCO | 77 | 37 | 40 | 56 | 26 | 30f | 92 | 45 | 47 |
| TLALNEPANTLA DE BAZ | 976 | 523 | 453 | 1 222 | 606 | 616f | 1 100 | 539 | 561 |
| TLATLAYA | 37 | 18 | 19 | 44 | 19 | 25f | 43 | 24 | 19 |
| TOLUCA | 1 346 | 742 | 604 | 1 594 | 778 | 816f | 1 445 | 725 | 720 |
| TONANITLA | 18 | 10 | 8 | 17 | 8 | 9f | 14 | 9 | 5 |
| TONATICO | 18 | 10 | 8 | 12 | 5 | 7f | 10 | 6 | 4 |
| TULTEPEC | 170 | 97 | 73 | 151 | 87 | 64f | 161 | 96 | 65 |
| TULTITLÁN | 581 | 311 | 270 | 594 | 298 | 296f | 553 | 301 | 252 |
| VALLE DE BRAVO | 88 | 32 | 56 | 116 | 55 | 61f | 126 | 58 | 68 |
| VALLE DE CHALCO SOLIDARIDAD | 412 | 203 | 209 | 544 | 259 | 285f | 434 | 211 | 223 |
| VILLA DE ALLENDE | 107 | 59 | 48 | 117 | 50 | 67f | 72 | 43 | 29 |
| VILLA DEL CARBÓN | 89 | 45 | 44 | 96 | 54 | 42f | 92 | 53 | 39 |
| VILLA GUERRERO | 100 | 49 | 51 | 104 | 52 | 52f | 109 | 49 | 60 |
| VILLA VICTORIA | 217 | 123 | 94 | 226 | 116 | 110f | 209 | 109 | 100 |
| XALATLACO | 37 | 20 | 17 | 48 | 23 | 25f | 43 | 21 | 22 |
| XONACATLÁN | 112 | 46 | 66 | 138 | 66 | 72f | 113 | 64 | 49 |
| ZACAZONAPAN | 5 | 1 | 4 | 9 | 5 | 4f | 5 | 4 | 1 |
| ZACUALPAN | 27 | 14 | 13 | 15 | 7 | 8f | 44 | 29 | 15 |
| ZINACANTEPEC | 251 | 106 | 145 | 268 | 134 | 134f | 258 | 129 | 129 |
| ZUMPAHUACÁN | 20 | 10 | 10 | 14 | 8 | 6f | 20 | 10 | 10 |
| ZUMPANGO | 228 | 114 | 114 | 219 | 118 | 101f | 230 | 118 | 112 |

NACIMIENTOS REGISTRADOS DE MENORES DE UN AÑO POR MUNICIPIO SEGÚN MES DE REGISTRO Y SEXO
2006

CUADRO 1.4
(4a. parte y última)

| MUNICIPIO | OCTUBRE | | | NOVIEMBRE | | | DICIEMBRE | | |
|-------------------------|---------------|---------------|---------------|---------------|---------------|---------------|---------------|--------------|--------------|
| | TOTAL | HOMBRES | MUJERES | TOTAL | HOMBRES | MUJERES | TOTAL | HOMBRES | MUJERES |
| ESTADO DE MÉXICO | 24 963 | 12 610 | 12 353 | 23 580 | 12 133 | 11 447 | 18 073 | 9 232 | 8 841 |
| ACAMBAY | 100 | 58 | 42 | 114 | 60 | 54 | 115 | 59 | 56 |
| ACOLMAN | 142 | 72 | 70 | 137 | 77 | 60 | 105 | 51 | 54 |
| ACULCO | 94 | 53 | 41 | 82 | 46 | 36 | 72 | 34 | 38 |
| ALMOLOYA DE ALQUISIRAS | 18 | 13 | 5 | 31 | 12 | 19 | 20 | 8 | 12 |
| ALMOLOYA DE JUÁREZ | 256 | 129 | 127 | 237 | 132 | 105 | 210 | 110 | 100 |
| ALMOLOYA DEL RÍO | 18 | 10 | 8 | 18 | 9 | 9 | 20 | 8 | 12 |
| AMANALCO | 36 | 25 | 11 | 29 | 18 | 11 | 49 | 25 | 24 |
| AMATEPEC | 56 | 29 | 27 | 40 | 18 | 22 | 31 | 17 | 14 |
| AMECAMECA | 80 | 45 | 35 | 95 | 48 | 47 | 54 | 27 | 27 |
| APAXCO | 54 | 20 | 34 | 45 | 18 | 27 | 47 | 19 | 28 |
| ATENCO | 79 | 37 | 42 | 67 | 42 | 25 | 62 | 34 | 28 |
| ATIZAPAN | 22 | 13 | 9 | 32 | 17 | 15 | 19 | 8 | 11 |
| ATIZAPAN DE ZARAGOZA | 727 | 379 | 348 | 650 | 326 | 324 | 437 | 226 | 211 |
| ATLACOMULCO | 170 | 90 | 80 | 174 | 102 | 72 | 110 | 54 | 56 |
| ATLAUTLA | 39 | 23 | 16 | 50 | 25 | 25 | 41 | 18 | 23 |
| AXAPUSCO | 49 | 26 | 23 | 50 | 26 | 24 | 34 | 17 | 17 |
| AYAPANGO | 14 | 11 | 3 | 28 | 8 | 20 | 18 | 6 | 12 |
| CALIMAYA | 82 | 39 | 43 | 76 | 41 | 35 | 73 | 32 | 41 |
| CAPULHÚAC | 64 | 33 | 31 | 55 | 23 | 32 | 57 | 30 | 27 |
| COACALCO DE BERRIOZABAL | 488 | 268 | 220 | 458 | 244 | 214 | 373 | 190 | 183 |
| COATEPEC HARINAS | 55 | 32 | 23 | 77 | 34 | 43 | 70 | 35 | 35 |
| COCOTITLÁN | 27 | 12 | 15 | 23 | 9 | 14 | 18 | 6 | 12 |
| COYOTEPEC | 66 | 30 | 36 | 84 | 41 | 43 | 80 | 45 | 35 |
| CUAUTITLÁN | 148 | 74 | 74 | 174 | 96 | 78 | 142 | 67 | 75 |
| CUAUTITLÁN IZCALLI | 697 | 345 | 352 | 696 | 344 | 352 | 506 | 276 | 230 |
| CHALCO | 413 | 208 | 205 | 436 | 233 | 203 | 324 | 169 | 155 |
| CHAPA DE MOTA | 57 | 32 | 25 | 45 | 12 | 33 | 40 | 24 | 16 |
| CHAPULTEPEC | 13 | 6 | 7 | 15 | 10 | 5 | 6 | 3 | 3 |
| CHIAUTLA | 50 | 25 | 25 | 49 | 19 | 30 | 30 | 23 | 7 |
| CHICOLOAPAN | 228 | 112 | 116 | 252 | 137 | 115 | 227 | 123 | 104 |
| CHICONCUAC | 47 | 23 | 24 | 33 | 18 | 15 | 39 | 23 | 16 |
| CHIMALHUACÁN | 836 | 428 | 408 | 761 | 380 | 381 | 568 | 278 | 290 |
| DONATO GUERRA | 56 | 35 | 21 | 67 | 34 | 33 | 53 | 30 | 23 |
| ECATEPEC DE MORELOS | 3 009 | 1 467 | 1 542 | 2 629 | 1 313 | 1 316 | 1 922 | 990 | 932 |
| ECATZINGO | 10 | 5 | 5 | 22 | 9 | 13 | 18 | 8 | 10 |
| EL ORO | 60 | 30 | 30 | 45 | 21 | 24 | 41 | 14 | 27 |
| HUEHUETOCA | 130 | 65 | 65 | 107 | 60 | 47 | 108 | 59 | 49 |
| HUEYPOXTLA | 103 | 53 | 50 | 64 | 34 | 30 | 49 | 26 | 23 |
| HUIXQUILUCAN | 407 | 203 | 204 | 389 | 193 | 196 | 283 | 142 | 141 |
| ISIDRO FABELA | 16 | 8 | 8 | 14 | 11 | 3 | 12 | 4 | 8 |
| IXTAPALUCA | 537 | 269 | 268 | 513 | 239 | 274 | 245 | 118 | 127 |
| IXTAPAN DE LA SAL | 56 | 26 | 30 | 58 | 27 | 31 | 62 | 27 | 35 |
| IXTAPAN DEL ORO | 13 | 8 | 5 | 14 | 6 | 8 | 12 | 6 | 6 |
| IXTLAHUACA | 290 | 150 | 140 | 269 | 133 | 136 | 246 | 137 | 109 |
| JALTENCO | 42 | 20 | 22 | 42 | 27 | 15 | 36 | 15 | 21 |
| JILOTEPEC | 157 | 82 | 75 | 144 | 76 | 68 | 119 | 55 | 64 |
| JILOTZINGO | 34 | 17 | 17 | 42 | 17 | 25 | 26 | 14 | 12 |
| JIQUIPILCO | 145 | 64 | 81 | 136 | 68 | 68 | 98 | 41 | 57 |
| JOCOTITLÁN | 109 | 56 | 53 | 100 | 51 | 49 | 79 | 34 | 45 |
| JOQUICINGO | 29 | 14 | 15 | 28 | 16 | 12 | 28 | 14 | 14 |
| JUCHITEPEC | 55 | 32 | 23 | 45 | 20 | 25 | 44 | 25 | 19 |
| LA PAZ | 526 | 261 | 265 | 465 | 241 | 224 | 457 | 236 | 221 |
| LERMA | 246 | 126 | 120 | 187 | 94 | 93 | 174 | 102 | 72 |
| LUVIANOS | 41 | 24 | 17 | 48 | 22 | 26 | 35 | 21 | 14 |
| MALINALCO | 58 | 28 | 30 | 35 | 18 | 17 | 50 | 22 | 28 |
| MELCHOR OCAMPO | 80 | 41 | 39 | 70 | 45 | 25 | 49 | 28 | 21 |
| METEPEC | 316 | 148 | 168 | 322 | 163 | 159 | 251 | 113 | 138 |
| MEXICALTZINGO | 10 | 2 | 8 | 31 | 14 | 17 | 22 | 8 | 14 |
| MORELOS | 62 | 32 | 30 | 59 | 40 | 19 | 44 | 19 | 25 |
| NAUCALPAN DE JUÁREZ | 1 285 | 655 | 630 | 1 273 | 670 | 603 | 847 | 440 | 407 |
| NEXTLALPAN | 51 | 30 | 21 | 40 | 25 | 15 | 28 | 13 | 15 |
| NEZAHUALCÓYOTL | 2 228 | 1 155 | 1 073 | 2 003 | 1 039 | 964 | 1 488 | 749 | 739 |

(Continúa)

NACIMIENTOS REGISTRADOS DE MENORES DE UN AÑO POR MUNICIPIO SEGÚN MES DE REGISTRO Y SEXO
2006

CUADRO I.4
(4a. parte y última)

| MUNICIPIO | OCTUBRE | | | NOVIEMBRE | | | DICIEMBRE | | |
|-----------------------------|---------|---------|---------|-----------|---------|---------|-----------|---------|---------|
| | TOTAL | HOMBRES | MUJERES | TOTAL | HOMBRES | MUJERES | TOTAL | HOMBRES | MUJERES |
| NICOLÁS ROMERO | 494 | 243 | 251 | 495 | 241 | 254 | 455 | 226 | 229 |
| NOPALTEPEC | 17 | 8 | 9 | 18 | 11 | 7 | 17 | 10 | 7 |
| OCOYOACAC | 89 | 55 | 34 | 104 | 52 | 52 | 89 | 40 | 49 |
| OCUILAN | 44 | 24 | 20 | 55 | 22 | 33 | 43 | 23 | 20 |
| OTUMBA | 70 | 36 | 34 | 63 | 40 | 23 | 39 | 18 | 21 |
| OTZOLOAPAN | 8 | 3 | 5 | 2 | 2 | 0 | 16 | 8 | 8 |
| OTZOLOTEPEC | 153 | 72 | 81 | 102 | 48 | 54 | 58 | 36 | 22 |
| OZUMBA | 28 | 10 | 18 | 56 | 26 | 30 | 29 | 14 | 15 |
| PAPALOTLA | 9 | 4 | 5 | 18 | 8 | 10 | 10 | 9 | 1 |
| POLOTILÁN | 22 | 14 | 8 | 25 | 17 | 8 | 30 | 14 | 16 |
| RAYÓN | 29 | 17 | 12 | 13 | 6 | 7 | 20 | 9 | 11 |
| SAN ANTONIO LA ISLA | 35 | 20 | 15 | 30 | 16 | 14 | 24 | 15 | 9 |
| SAN FELIPE DEL PROGRESO | 284 | 147 | 137 | 274 | 162 | 112 | 222 | 112 | 110 |
| SAN JOSÉ DEL RINCÓN | 193 | 97 | 96 | 257 | 135 | 122 | 225 | 120 | 105 |
| SAN MARTÍN DE LAS PIRÁMIDES | 44 | 18 | 26 | 42 | 29 | 13 | 35 | 21 | 14 |
| SAN MATEO ATENCO | 172 | 76 | 96 | 161 | 83 | 78 | 100 | 56 | 44 |
| SAN SIMÓN DE GUERRERO | 19 | 11 | 8 | 13 | 7 | 6 | 14 | 7 | 7 |
| SANTO TOMÁS | 16 | 9 | 7 | 18 | 7 | 11 | 15 | 6 | 9 |
| SOYANQUILPAN DE JUÁREZ | 23 | 14 | 9 | 19 | 10 | 9 | 25 | 17 | 8 |
| SULTEPEC | 50 | 29 | 21 | 36 | 17 | 19 | 44 | 25 | 19 |
| TECÁMAC | 331 | 177 | 154 | 318 | 165 | 153 | 174 | 92 | 82 |
| TEJUPILCO | 150 | 83 | 67 | 108 | 50 | 58 | 108 | 55 | 53 |
| TEMAMATLA | 26 | 8 | 18 | 24 | 14 | 10 | 16 | 6 | 10 |
| TEMASCALAPA | 52 | 23 | 29 | 37 | 20 | 17 | 58 | 27 | 31 |
| TEMASCALCINGO | 119 | 59 | 60 | 125 | 66 | 59 | 105 | 63 | 42 |
| TEMASCALTEPEC | 46 | 14 | 32 | 70 | 37 | 33 | 57 | 35 | 22 |
| TEMOAYA | 205 | 109 | 96 | 184 | 92 | 92 | 133 | 73 | 60 |
| TENANCINGO | 148 | 73 | 75 | 156 | 82 | 74 | 102 | 55 | 47 |
| TENANGO DEL AIRE | 13 | 4 | 9 | 19 | 8 | 11 | 14 | 5 | 9 |
| TENANGO DEL VALLE | 129 | 67 | 62 | 133 | 70 | 63 | 123 | 61 | 62 |
| TEOLOYUCÁN | 142 | 82 | 60 | 131 | 68 | 63 | 138 | 82 | 56 |
| TEOTIHUACÁN | 94 | 46 | 48 | 98 | 42 | 56 | 75 | 39 | 36 |
| TEPETLAXOCTOC | 42 | 21 | 21 | 52 | 30 | 22 | 44 | 21 | 23 |
| TEPETLIXPA | 37 | 18 | 19 | 35 | 18 | 17 | 29 | 14 | 15 |
| TEPOTZOTLÁN | 94 | 50 | 44 | 108 | 54 | 54 | 99 | 55 | 44 |
| TEQUIXQUIAC | 78 | 31 | 47 | 68 | 33 | 35 | 57 | 30 | 27 |
| TEXCALTITLÁN | 29 | 13 | 16 | 24 | 17 | 7 | 39 | 20 | 19 |
| TEXCALYACAC | 9 | 6 | 3 | 6 | 4 | 2 | 9 | 5 | 4 |
| TEXCOCO | 350 | 174 | 176 | 340 | 174 | 166 | 270 | 126 | 144 |
| TEZOYUCA | 44 | 24 | 20 | 42 | 23 | 19 | 41 | 22 | 19 |
| TIANGUISTENCO | 142 | 67 | 75 | 135 | 74 | 61 | 113 | 52 | 61 |
| TIMILPAN | 30 | 17 | 13 | 20 | 9 | 11 | 24 | 11 | 13 |
| TLALMANALCO | 73 | 35 | 38 | 50 | 27 | 23 | 51 | 31 | 20 |
| TLALNEPANTLA DE BAZ | 1 304 | 610 | 694 | 1 153 | 581 | 572 | 727 | 389 | 338 |
| TLATLAYA | 54 | 23 | 31 | 73 | 46 | 27 | 49 | 24 | 25 |
| TOLUCA | 1 521 | 765 | 756 | 1 368 | 692 | 676 | 1 105 | 562 | 543 |
| TONANITLA | 20 | 13 | 7 | 16 | 7 | 9 | 10 | 4 | 6 |
| TONATICO | 19 | 5 | 14 | 21 | 13 | 8 | 20 | 6 | 14 |
| TULTEPEC | 162 | 72 | 90 | 140 | 66 | 74 | 149 | 79 | 70 |
| TULTITLÁN | 581 | 290 | 291 | 598 | 302 | 296 | 380 | 203 | 177 |
| VALLE DE BRAVO | 84 | 40 | 44 | 96 | 50 | 46 | 93 | 40 | 53 |
| VALLE DE CHALCO SOLIDARIDAD | 489 | 254 | 235 | 465 | 245 | 220 | 289 | 160 | 129 |
| VILLA DE ALLENDE | 104 | 44 | 60 | 96 | 58 | 38 | 73 | 37 | 36 |
| VILLA DEL CARBÓN | 91 | 44 | 47 | 90 | 44 | 46 | 60 | 28 | 32 |
| VILLA GUERRERO | 102 | 58 | 44 | 158 | 81 | 77 | 94 | 44 | 50 |
| VILLA VICTORIA | 175 | 94 | 81 | 182 | 99 | 83 | 183 | 82 | 101 |
| XALATLACO | 32 | 17 | 15 | 34 | 21 | 13 | 32 | 20 | 12 |
| XONACATLÁN | 100 | 57 | 43 | 92 | 47 | 45 | 62 | 31 | 31 |
| ZACAZONAPAN | 5 | 3 | 2 | 6 | 3 | 3 | 3 | 2 | 1 |
| ZACUALPAN | 25 | 10 | 15 | 23 | 15 | 8 | 23 | 14 | 9 |
| ZINACANTEPEC | 288 | 166 | 122 | 268 | 162 | 106 | 241 | 101 | 140 |
| ZUMPAHUACÁN | 29 | 14 | 15 | 32 | 19 | 13 | 20 | 10 | 10 |
| ZUMPANGO | 210 | 117 | 93 | 211 | 115 | 96 | 148 | 75 | 73 |

FUENTE: GEM. Secretaría General de Gobierno. Dirección General del Registro Civil. Movimiento Registral. 2006.



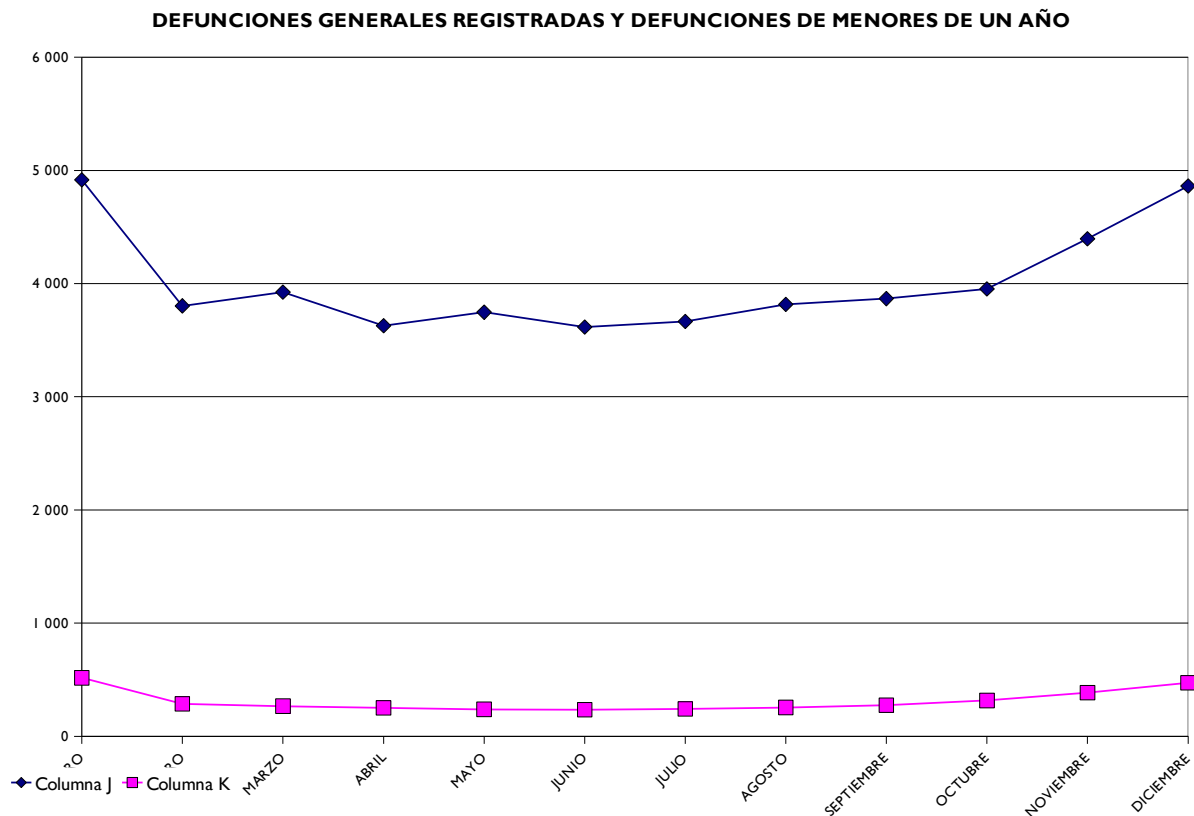
DEFUNCIONES

**DEFUNCIONES GENERALES REGISTRADAS Y DEFUNCIONES DE MENORES DE UN AÑO
POR MES DE REGISTRO SEGÚN SEXO
2006**

CUADRO 2.1

| MES DE REGISTRO | GENERALES | | | MENORES DE UN AÑO | | |
|-------------------------|---------------|---------------|---------------|-------------------|--------------|--------------|
| | TOTAL | HOMBRES | MUJERES | TOTAL | HOMBRES | MUJERES |
| ESTADO DE MÉXICO | 48 191 | 26 629 | 21 562 | 3 738 | 2 150 | 1 588 |
| ENERO | 4 916 | 2 652 | 2 264 | 516 | 286 | 230 |
| FEBRERO | 3 803 | 2 096 | 1 707 | 286 | 158 | 128 |
| MARZO | 3 924 | 2 141 | 1 783 | 266 | 161 | 105 |
| ABRIL | 3 627 | 1 988 | 1 639 | 251 | 146 | 105 |
| MAYO | 3 747 | 2 098 | 1 649 | 238 | 136 | 102 |
| JUNIO | 3 615 | 2 002 | 1 613 | 235 | 146 | 89 |
| JULIO | 3 665 | 2 034 | 1 631 | 242 | 133 | 109 |
| AGOSTO | 3 816 | 2 117 | 1 699 | 254 | 139 | 115 |
| SEPTIEMBRE | 3 867 | 2 146 | 1 721 | 275 | 164 | 111 |
| OCTUBRE | 3 953 | 2 243 | 1 710 | 316 | 182 | 134 |
| NOVIEMBRE | 4 395 | 2 421 | 1 974 | 386 | 232 | 154 |
| DICIEMBRE | 4 863 | 2 691 | 2 172 | 473 | 267 | 206 |

FUENTE: GEM. Secretaría General de Gobierno. Dirección General del Registro Civil. Movimiento Registral, 2006.



FUENTE: CUADRO 2.1

**DEFUNCIONES GENERALES REGISTRADAS Y DEFUNCIONES DE MENORES DE UN AÑO
POR MUNICIPIO SEGÚN SEXO
2006**

CUADRO 2.2

| MUNICIPIO | GENERALES | | | MENORES DE UN AÑO | | |
|-------------------------|---------------|---------------|---------------|-------------------|--------------|--------------|
| | TOTAL | HOMBRES | MUJERES | TOTAL | HOMBRES | MUJERES |
| ESTADO DE MÉXICO | 48 191 | 26 629 | 21 562 | 3 738 | 2 150 | 1 588 |
| ACAMBAY | 268 | 138 | 130 | 29 | 15 | 14 |
| ACOLMAN | 294 | 159 | 135 | 23 | 12 | 11 |
| ACULCO | 146 | 80 | 66 | 12 | 5 | 7 |
| ALMOLOYA DE ALQUISIRAS | 71 | 42 | 29 | 10 | 6 | 4 |
| ALMOLOYA DE JUÁREZ | 414 | 257 | 157 | 44 | 30 | 14 |
| ALMOLOYA DEL RÍO | 36 | 18 | 18 | 2 | 1 | 1 |
| AMANALCO | 101 | 57 | 44 | 6 | 3 | 3 |
| AMATEPEC | 138 | 75 | 63 | 1 | 0 | 1 |
| AMECAMECA | 263 | 145 | 118 | 42 | 27 | 15 |
| APAXCO | 60 | 32 | 28 | 2 | 2 | 0 |
| ATENCO | 92 | 51 | 41 | 4 | 2 | 2 |
| ATIZAPAN | 35 | 19 | 16 | 5 | 3 | 2 |
| ATIZAPAN DE ZARAGOZA | 1 173 | 660 | 513 | 99 | 65 | 34 |
| ATLACOMULCO | 567 | 331 | 236 | 79 | 48 | 31 |
| ATLAUTLA | 107 | 63 | 44 | 4 | 1 | 3 |
| AXAPUSCO | 62 | 32 | 30 | 6 | 1 | 5 |
| AYAPANGO | 15 | 9 | 6 | 2 | 0 | 2 |
| CALIMAYA | 111 | 56 | 55 | 3 | 3 | 0 |
| CAPULHÚAC | 128 | 71 | 57 | 11 | 5 | 6 |
| COACALCO DE BERRIOZABAL | 1 055 | 494 | 561 | 37 | 17 | 20 |
| COATEPEC HARINAS | 116 | 64 | 52 | 5 | 3 | 2 |
| COCOTITLÁN | 25 | 17 | 8 | 4 | 2 | 2 |
| COYOTEPEC | 132 | 73 | 59 | 22 | 11 | 11 |
| CUAUTITLÁN | 698 | 400 | 298 | 77 | 49 | 28 |
| CUAUTITLÁN IZCALLI | 1 647 | 900 | 747 | 46 | 25 | 21 |
| CHALCO | 1 001 | 527 | 474 | 82 | 43 | 39 |
| CHAPA DE MOTA | 74 | 47 | 27 | 5 | 2 | 3 |
| CHAPULTEPEC | 22 | 13 | 9 | 0 | 0 | 0 |
| CHIAUTLA | 61 | 35 | 26 | 6 | 2 | 4 |
| CHICOLOAPAN | 228 | 131 | 97 | 22 | 9 | 13 |
| CHICONCUAC | 85 | 49 | 36 | 5 | 1 | 4 |
| CHIMALHUACÁN | 1 097 | 653 | 444 | 144 | 88 | 56 |
| DONATO GUERRA | 106 | 59 | 47 | 6 | 3 | 3 |
| ECATEPEC DE MORELOS | 5 578 | 3 039 | 2 539 | 371 | 212 | 159 |
| ECATZINGO | 28 | 15 | 13 | 2 | 1 | 1 |
| EL ORO | 116 | 64 | 52 | 6 | 4 | 2 |
| HUEHUETOCA | 118 | 74 | 44 | 16 | 7 | 9 |
| HUEYPOXTLA | 140 | 70 | 70 | 9 | 4 | 5 |
| HUIXQUILUCAN | 438 | 272 | 166 | 24 | 16 | 8 |
| ISIDRO FABELA | 19 | 9 | 10 | 1 | 0 | 1 |
| IXTAPALUCA | 611 | 364 | 247 | 34 | 23 | 11 |
| IXTAPAN DE LA SAL | 207 | 115 | 92 | 19 | 10 | 9 |
| IXTAPAN DEL ORO | 18 | 11 | 7 | 1 | 0 | 1 |
| IXTLAHUACA | 465 | 262 | 203 | 35 | 20 | 15 |
| JALTENCO | 35 | 15 | 20 | 4 | 2 | 2 |
| JILOTEPEC | 418 | 238 | 180 | 32 | 19 | 13 |
| JILOTZINGO | 38 | 24 | 14 | 3 | 2 | 1 |
| JIQUIPILCO | 212 | 117 | 95 | 13 | 7 | 6 |
| JOCOTITLÁN | 207 | 103 | 104 | 9 | 5 | 4 |
| JOQUICINGO | 50 | 23 | 27 | 5 | 3 | 2 |
| JUCHITEPEC | 67 | 28 | 39 | 6 | 4 | 2 |
| LA PAZ | 1 134 | 622 | 512 | 49 | 25 | 24 |
| LERMA | 317 | 188 | 129 | 8 | 4 | 4 |
| LUVIANOS | 117 | 66 | 51 | 4 | 1 | 3 |
| MALINALCO | 89 | 53 | 36 | 6 | 3 | 3 |
| MELCHOR OCAMPO | 90 | 41 | 49 | 7 | 5 | 2 |
| METEPEC | 1 145 | 577 | 568 | 33 | 24 | 9 |
| MEXICALTZINGO | 44 | 23 | 21 | 6 | 6 | 0 |
| MORELOS | 136 | 82 | 54 | 18 | 11 | 7 |
| NAUCALPAN DE JUÁREZ | 3 386 | 1 927 | 1 459 | 186 | 101 | 85 |
| NEXTLALPAN | 50 | 34 | 16 | 5 | 4 | 1 |
| NEZAHUALCÓYOTL | 3 081 | 1 661 | 1 420 | 181 | 110 | 71 |

(Continúa)

**DEFUNCIONES GENERALES REGISTRADAS Y DEFUNCIONES DE MENORES DE UN AÑO
POR MUNICIPIO SEGÚN SEXO
2006**

CUADRO 2.2

| MUNICIPIO | GENERALES | | | MENORES DE UN AÑO | | |
|-----------------------------|-----------|---------|---------|-------------------|---------|---------|
| | TOTAL | HOMBRES | MUJERES | TOTAL | HOMBRES | MUJERES |
| NICOLÁS ROMERO | 666 | 357 | 309 | 43 | 18 | 25 |
| NOPALTEPEC | 32 | 19 | 13 | 2 | 2 | 0 |
| OCOYOACAC | 152 | 83 | 69 | 15 | 8 | 7 |
| OCUILAN | 105 | 70 | 35 | 12 | 9 | 3 |
| OTUMBA | 120 | 71 | 49 | 6 | 2 | 4 |
| OTZOLOAPAN | 20 | 13 | 7 | 0 | 0 | 0 |
| OTZOLOTEPEC | 195 | 98 | 97 | 23 | 17 | 6 |
| OZUMBA | 84 | 40 | 44 | 2 | 0 | 2 |
| PAPALOTLA | 8 | 3 | 5 | 3 | 2 | 1 |
| POLOTITLÁN | 57 | 34 | 23 | 1 | 1 | 0 |
| RAYÓN | 27 | 16 | 11 | 2 | 0 | 2 |
| SAN ANTONIO LA ISLA | 34 | 17 | 17 | 5 | 2 | 3 |
| SAN FELIPE DEL PROGRESO | 525 | 311 | 214 | 91 | 50 | 41 |
| SAN JOSÉ DEL RINCÓN | 318 | 179 | 139 | 37 | 19 | 18 |
| SAN MARTÍN DE LAS PIRÁMIDES | 73 | 32 | 41 | 6 | 1 | 5 |
| SAN MATEO ATENCO | 183 | 106 | 77 | 14 | 7 | 7 |
| SAN SIMÓN DE GUERRERO | 26 | 16 | 10 | 3 | 3 | 0 |
| SANTO TOMÁS | 22 | 11 | 11 | 1 | 1 | 0 |
| SOYANIQUILPAN DE JUÁREZ | 36 | 23 | 13 | 1 | 1 | 0 |
| SULTEPEC | 122 | 54 | 68 | 14 | 7 | 7 |
| TECÁMAC | 492 | 269 | 223 | 30 | 21 | 9 |
| TEJUPILCO | 335 | 195 | 140 | 26 | 13 | 13 |
| TEMAMATLA | 16 | 11 | 5 | 1 | 1 | 0 |
| TEMASCALAPA | 121 | 78 | 43 | 10 | 8 | 2 |
| TEMASCALCINGO | 262 | 139 | 123 | 18 | 12 | 6 |
| TEMASCALTEPEC | 115 | 66 | 49 | 11 | 7 | 4 |
| TEMOAYA | 246 | 131 | 115 | 26 | 18 | 8 |
| TENANCINGO | 425 | 238 | 187 | 58 | 42 | 16 |
| TENANGO DEL AIRE | 24 | 13 | 11 | 0 | 0 | 0 |
| TENANGO DEL VALLE | 262 | 153 | 109 | 22 | 13 | 9 |
| TEOLOYUCÁN | 182 | 111 | 71 | 11 | 7 | 4 |
| TEOTIHUACÁN | 135 | 84 | 51 | 7 | 5 | 2 |
| TEPETLAOXTOC | 69 | 37 | 32 | 3 | 2 | 1 |
| TEPETLIXPA | 77 | 42 | 35 | 3 | 2 | 1 |
| TEPOTZOTLÁN | 220 | 121 | 99 | 8 | 3 | 5 |
| TEQUIXQUIAC | 76 | 39 | 37 | 3 | 0 | 3 |
| TEXCALTITLÁN | 68 | 34 | 34 | 6 | 4 | 2 |
| TEXCALYACAC | 14 | 7 | 7 | 0 | 0 | 0 |
| TEXCOCO | 1 076 | 591 | 485 | 62 | 38 | 24 |
| TEZOYUCA | 56 | 31 | 25 | 3 | 2 | 1 |
| TIANGUISTENCO | 239 | 140 | 99 | 30 | 18 | 12 |
| TIMILPAN | 73 | 38 | 35 | 7 | 3 | 4 |
| TLALMANALCO | 160 | 92 | 68 | 7 | 2 | 5 |
| TLALNEPANTLA DE BAZ | 3 260 | 1 751 | 1 509 | 122 | 82 | 40 |
| TLATLAYA | 146 | 88 | 58 | 2 | 2 | 0 |
| TOLUCA | 4 766 | 2 600 | 2 166 | 744 | 414 | 330 |
| TONANITLA | 19 | 15 | 4 | 1 | 1 | 0 |
| TONATICO | 49 | 30 | 19 | 0 | 0 | 0 |
| TULTEPEC | 161 | 89 | 72 | 8 | 5 | 3 |
| TULTITLÁN | 638 | 356 | 282 | 29 | 18 | 11 |
| VALLE DE BRAVO | 327 | 191 | 136 | 31 | 18 | 13 |
| VALLE DE CHALCO SOLIDARIDAD | 689 | 405 | 284 | 77 | 39 | 38 |
| VILLA DE ALLENDE | 183 | 108 | 75 | 15 | 9 | 6 |
| VILLA DEL CARBÓN | 122 | 74 | 48 | 9 | 6 | 3 |
| VILLA GUERRERO | 189 | 115 | 74 | 16 | 11 | 5 |
| VILLA VICTORIA | 304 | 177 | 127 | 39 | 23 | 16 |
| XALATLACO | 114 | 57 | 57 | 15 | 4 | 11 |
| XONACATLÁN | 105 | 47 | 58 | 14 | 8 | 6 |
| ZACAZONAPAN | 10 | 7 | 3 | 0 | 0 | 0 |
| ZACUALPAN | 60 | 32 | 28 | 2 | 0 | 2 |
| ZINACANTEPEC | 378 | 202 | 176 | 26 | 15 | 11 |
| ZUMPAHUACÁN | 52 | 28 | 24 | 2 | 0 | 2 |
| ZUMPANGO | 289 | 170 | 119 | 15 | 7 | 8 |

FUENTE: GEM. Secretaría General de Gobierno. Dirección General del Registro Civil. Movimiento Registral, 2006.

DEFUNCIONES GENERALES REGISTRADAS POR MUNICIPIO SEGÚN MES DE REGISTRO Y SEXO
2006

CUADRO 2.3
(1a. parte)

| MUNICIPIO | ENERO | | | FEBRERO | | | MARZO | | |
|-------------------------|--------------|--------------|--------------|--------------|--------------|--------------|--------------|--------------|--------------|
| | TOTAL | HOMBRES | MUJERES | TOTAL | HOMBRES | MUJERES | TOTAL | HOMBRES | MUJERES |
| ESTADO DE MÉXICO | 4 916 | 2 652 | 2 264 | 3 803 | 2 096 | 1 707 | 3 924 | 2 141 | 1 783 |
| ACAMBAY | 25 | 14 | 11 | 21 | 15 | 6 | 17 | 6 | 11 |
| ACOLMAN | 18 | 9 | 9 | 24 | 12 | 12 | 21 | 11 | 10 |
| ACULCO | 16 | 7 | 9 | 8 | 3 | 5 | 6 | 4 | 2 |
| ALMOLOYA DE ALQUISIRAS | 4 | 1 | 3 | 8 | 4 | 4 | 8 | 6 | 2 |
| ALMOLOYA DE JUÁREZ | 39 | 21 | 18 | 28 | 14 | 14 | 38 | 24 | 14 |
| ALMOLOYA DEL RÍO | 4 | 2 | 2 | 4 | 2 | 2 | 2 | 2 | 0 |
| AMANALCO | 7 | 5 | 2 | 7 | 2 | 5 | 13 | 8 | 5 |
| AMATEPEC | 14 | 8 | 6 | 11 | 6 | 5 | 12 | 7 | 5 |
| AMECAMECA | 24 | 11 | 13 | 15 | 8 | 7 | 21 | 10 | 11 |
| APAXCO | 2 | 1 | 1 | 4 | 1 | 3 | 7 | 4 | 3 |
| ATENCO | 9 | 6 | 3 | 8 | 4 | 4 | 10 | 3 | 7 |
| ATIZAPAN | 7 | 4 | 3 | 2 | 1 | 1 | 2 | 1 | 1 |
| ATIZAPAN DE ZARAGOZA | 114 | 63 | 51 | 101 | 53 | 48 | 87 | 49 | 38 |
| ATLACOMULCO | 47 | 28 | 19 | 46 | 27 | 19 | 48 | 24 | 24 |
| ATLAUTLA | 11 | 7 | 4 | 11 | 4 | 7 | 14 | 8 | 6 |
| AXAPUSCO | 3 | 2 | 1 | 2 | 2 | 0 | 4 | 3 | 1 |
| AYAPANGO | 0 | 0 | 0 | 1 | 0 | 1 | 2 | 1 | 1 |
| CALIMAYA | 11 | 4 | 7 | 6 | 3 | 3 | 9 | 7 | 2 |
| CAPULHÚAC | 12 | 7 | 5 | 9 | 4 | 5 | 10 | 5 | 5 |
| COACALCO DE BERRIOZABAL | 114 | 45 | 69 | 74 | 36 | 38 | 104 | 40 | 64 |
| COATEPEC HARINAS | 10 | 5 | 5 | 2 | 1 | 1 | 4 | 2 | 2 |
| COCOTITLÁN | 5 | 2 | 3 | 2 | 1 | 1 | 0 | 0 | 0 |
| COYOTEPEC | 15 | 6 | 9 | 10 | 5 | 5 | 13 | 8 | 5 |
| CUAUTITLÁN | 68 | 37 | 31 | 54 | 29 | 25 | 59 | 36 | 23 |
| CUAUTITLÁN IZCALLI | 179 | 105 | 74 | 152 | 87 | 65 | 124 | 65 | 59 |
| CHALCO | 88 | 48 | 40 | 75 | 40 | 35 | 87 | 42 | 45 |
| CHAPA DE MOTA | 6 | 2 | 4 | 4 | 2 | 2 | 10 | 3 | 7 |
| CHAPULTEPEC | 2 | 2 | 0 | 0 | 0 | 0 | 5 | 2 | 3 |
| CHIAUTLA | 7 | 4 | 3 | 5 | 3 | 2 | 5 | 4 | 1 |
| CHICOLAPAN | 19 | 12 | 7 | 15 | 9 | 6 | 22 | 8 | 14 |
| CHICONCUAC | 6 | 2 | 4 | 6 | 3 | 3 | 9 | 7 | 2 |
| CHIMALHUACÁN | 123 | 73 | 50 | 89 | 47 | 42 | 87 | 56 | 31 |
| DONATO GUERRA | 13 | 4 | 9 | 10 | 5 | 5 | 13 | 12 | 1 |
| ECATEPEC DE MORELOS | 588 | 299 | 289 | 401 | 223 | 178 | 467 | 257 | 210 |
| ECATZINGO | 2 | 2 | 0 | 4 | 3 | 1 | 1 | 0 | 1 |
| EL ORO | 15 | 8 | 7 | 11 | 6 | 5 | 7 | 3 | 4 |
| HUEHUETOCA | 15 | 10 | 5 | 1 | 1 | 0 | 12 | 5 | 7 |
| HUEYPOXTLA | 20 | 10 | 10 | 10 | 5 | 5 | 11 | 5 | 6 |
| HUIXQUILUCAN | 36 | 24 | 12 | 37 | 26 | 11 | 27 | 17 | 10 |
| ISIDRO FABELA | 3 | 3 | 0 | 0 | 0 | 0 | 3 | 1 | 2 |
| IXTAPALUCA | 74 | 45 | 29 | 34 | 22 | 12 | 58 | 34 | 24 |
| IXTAPAN DE LA SAL | 22 | 11 | 11 | 21 | 16 | 5 | 20 | 11 | 9 |
| IXTAPAN DEL ORO | 4 | 3 | 1 | 3 | 3 | 0 | 1 | 1 | 0 |
| IXTLAHUACA | 42 | 20 | 22 | 43 | 25 | 18 | 34 | 17 | 17 |
| JALTENCO | 8 | 4 | 4 | 2 | 1 | 1 | 4 | 1 | 3 |
| JILOTEPEC | 37 | 14 | 23 | 34 | 25 | 9 | 42 | 26 | 16 |
| JILOTZINGO | 8 | 4 | 4 | 5 | 4 | 1 | 2 | 1 | 1 |
| JIQUIPILCO | 20 | 11 | 9 | 16 | 9 | 7 | 19 | 11 | 8 |
| JOCOTITLÁN | 28 | 16 | 12 | 14 | 7 | 7 | 29 | 16 | 13 |
| JOQUICINGO | 9 | 2 | 7 | 1 | 1 | 0 | 4 | 1 | 3 |
| JUCHITEPEC | 9 | 3 | 6 | 7 | 5 | 2 | 10 | 2 | 8 |
| LA PAZ | 111 | 63 | 48 | 90 | 48 | 42 | 91 | 51 | 40 |
| LERMA | 43 | 22 | 21 | 23 | 8 | 15 | 21 | 11 | 10 |
| LUVIANOS | 18 | 15 | 3 | 9 | 5 | 4 | 3 | 2 | 1 |
| MALINALCO | 6 | 4 | 2 | 9 | 5 | 4 | 12 | 7 | 5 |
| MELCHOR OCAMPO | 12 | 4 | 8 | 8 | 5 | 3 | 13 | 4 | 9 |
| METEPEC | 118 | 49 | 69 | 93 | 47 | 46 | 87 | 46 | 41 |
| MEXICALTZINGO | 7 | 2 | 5 | 4 | 1 | 3 | 4 | 3 | 1 |
| MORELOS | 11 | 7 | 4 | 13 | 8 | 5 | 8 | 3 | 5 |
| NAUCALPAN DE JUÁREZ | 336 | 183 | 153 | 283 | 160 | 123 | 265 | 139 | 126 |
| NEXTLALPAN | 4 | 4 | 0 | 5 | 2 | 3 | 4 | 3 | 1 |
| NEZAHUALCÓYOTL | 271 | 137 | 134 | 231 | 129 | 102 | 233 | 132 | 101 |

(Continúa)

**DEFUNCIONES GENERALES REGISTRADAS POR MUNICIPIO SEGÚN MES DE REGISTRO Y SEXO
2006**

**CUADRO 2.3
(1a. parte)**

| MUNICIPIO | ENERO | | | FEBRERO | | | MARZO | | |
|-----------------------------|-------|---------|---------|---------|---------|---------|-------|---------|---------|
| | TOTAL | HOMBRES | MUJERES | TOTAL | HOMBRES | MUJERES | TOTAL | HOMBRES | MUJERES |
| NICOLÁS ROMERO | 66 | 32 | 34 | 58 | 34 | 24 | 65 | 36 | 29 |
| NOPALTEPEC | 3 | 2 | 1 | 2 | 1 | 1 | 4 | 1 | 3 |
| OCOYOACAC | 16 | 8 | 8 | 10 | 5 | 5 | 19 | 15 | 4 |
| OCUILAN | 11 | 8 | 3 | 12 | 8 | 4 | 8 | 4 | 4 |
| OTUMBA | 26 | 15 | 11 | 7 | 5 | 2 | 9 | 4 | 5 |
| OTZOLOAPAN | 1 | 0 | 1 | 2 | 2 | 0 | 4 | 3 | 1 |
| OTZOLOTEPEC | 26 | 15 | 11 | 15 | 8 | 7 | 19 | 9 | 10 |
| OZUMBA | 10 | 6 | 4 | 7 | 3 | 4 | 4 | 2 | 2 |
| PAPALOTLA | 0 | 0 | 0 | 0 | 0 | 0 | 0 | 0 | 0 |
| POLOTITLÁN | 4 | 2 | 2 | 1 | 0 | 1 | 6 | 4 | 2 |
| RAYÓN | 2 | 2 | 0 | 2 | 1 | 1 | 1 | 1 | 0 |
| SAN ANTONIO LA ISLA | 5 | 4 | 1 | 5 | 4 | 1 | 3 | 1 | 2 |
| SAN FELIPE DEL PROGRESO | 78 | 45 | 33 | 39 | 25 | 14 | 34 | 14 | 20 |
| SAN JOSÉ DEL RINCÓN | 33 | 17 | 16 | 36 | 17 | 19 | 21 | 16 | 5 |
| SAN MARTÍN DE LAS PIRÁMIDES | 10 | 3 | 7 | 7 | 3 | 4 | 4 | 2 | 2 |
| SAN MATEO ATENCO | 19 | 8 | 11 | 16 | 9 | 7 | 14 | 8 | 6 |
| SAN SIMÓN DE GUERRERO | 2 | 1 | 1 | 4 | 3 | 1 | 3 | 2 | 1 |
| SANTO TOMÁS | 1 | 1 | 0 | 0 | 0 | 0 | 3 | 2 | 1 |
| SOYANIQUELIPAN DE JUÁREZ | 2 | 1 | 1 | 6 | 5 | 1 | 1 | 1 | 0 |
| SULTEPEC | 9 | 2 | 7 | 12 | 5 | 7 | 6 | 5 | 1 |
| TECÁMAC | 58 | 41 | 17 | 28 | 17 | 11 | 44 | 22 | 22 |
| TEJUPILCO | 41 | 22 | 19 | 30 | 16 | 14 | 29 | 14 | 15 |
| TEMAMATLA | 2 | 1 | 1 | 1 | 0 | 1 | 1 | 0 | 1 |
| TEMASCALAPA | 12 | 8 | 4 | 9 | 6 | 3 | 11 | 4 | 7 |
| TEMASCALCINGO | 35 | 21 | 14 | 21 | 8 | 13 | 18 | 9 | 9 |
| TEMASCALTEPEC | 12 | 6 | 6 | 8 | 3 | 5 | 15 | 10 | 5 |
| TEMOAYA | 20 | 12 | 8 | 23 | 13 | 10 | 24 | 9 | 15 |
| TENANCINGO | 48 | 30 | 18 | 32 | 20 | 12 | 24 | 17 | 7 |
| TENANGO DEL AIRE | 2 | 1 | 1 | 0 | 0 | 0 | 4 | 3 | 1 |
| TENANGO DEL VALLE | 27 | 17 | 10 | 27 | 15 | 12 | 18 | 6 | 12 |
| TEOLOYUCÁN | 22 | 13 | 9 | 12 | 6 | 6 | 13 | 10 | 3 |
| TEOTIHUACÁN | 13 | 10 | 3 | 10 | 5 | 5 | 14 | 11 | 3 |
| TEPETLAOXTOC | 5 | 2 | 3 | 7 | 5 | 2 | 6 | 3 | 3 |
| TEPETLIXPA | 8 | 7 | 1 | 8 | 5 | 3 | 8 | 2 | 6 |
| TEPOTZOTLÁN | 24 | 11 | 13 | 23 | 11 | 12 | 16 | 9 | 7 |
| TEQUIXQUIAC | 5 | 2 | 3 | 5 | 1 | 4 | 8 | 4 | 4 |
| TEXCALTITLÁN | 7 | 0 | 7 | 4 | 3 | 1 | 8 | 4 | 4 |
| TEXCALYACAC | 0 | 0 | 0 | 1 | 1 | 0 | 1 | 1 | 0 |
| TEXCOCO | 107 | 54 | 53 | 94 | 44 | 50 | 78 | 44 | 34 |
| TEZOYUCA | 8 | 5 | 3 | 3 | 2 | 1 | 3 | 0 | 3 |
| TIANGUISTENCO | 25 | 17 | 8 | 18 | 7 | 11 | 21 | 13 | 8 |
| TIMILPAN | 7 | 5 | 2 | 6 | 3 | 3 | 6 | 2 | 4 |
| TLALMANALCO | 11 | 6 | 5 | 12 | 6 | 6 | 11 | 6 | 5 |
| TLALNEPANTLA DE BAZ | 308 | 165 | 143 | 258 | 158 | 100 | 264 | 152 | 112 |
| TLATLAYA | 17 | 11 | 6 | 11 | 7 | 4 | 16 | 10 | 6 |
| TOLUCA | 481 | 274 | 207 | 379 | 198 | 181 | 378 | 201 | 177 |
| TONANITLA | 1 | 1 | 0 | 0 | 0 | 0 | 2 | 2 | 0 |
| TONATICO | 6 | 4 | 2 | 4 | 3 | 1 | 2 | 1 | 1 |
| TULTEPEC | 12 | 5 | 7 | 15 | 8 | 7 | 15 | 12 | 3 |
| TULTITLÁN | 66 | 35 | 31 | 52 | 29 | 23 | 40 | 24 | 16 |
| VALLE DE BRAVO | 29 | 18 | 11 | 22 | 11 | 11 | 26 | 10 | 16 |
| VALLE DE CHALCO SOLIDARIDAD | 61 | 36 | 25 | 57 | 30 | 27 | 57 | 37 | 20 |
| VILLA DE ALLENDE | 21 | 9 | 12 | 9 | 7 | 2 | 15 | 9 | 6 |
| VILLA DEL CARBÓN | 18 | 11 | 7 | 8 | 5 | 3 | 6 | 5 | 1 |
| VILLA GUERRERO | 21 | 10 | 11 | 19 | 10 | 9 | 26 | 16 | 10 |
| VILLA VICTORIA | 38 | 19 | 19 | 29 | 13 | 16 | 22 | 14 | 8 |
| XALATLACO | 15 | 6 | 9 | 12 | 4 | 8 | 10 | 4 | 6 |
| XONACATLÁN | 13 | 9 | 4 | 9 | 5 | 4 | 8 | 2 | 6 |
| ZACAZONAPAN | 1 | 0 | 1 | 0 | 0 | 0 | 3 | 2 | 1 |
| ZACUALPAN | 5 | 2 | 3 | 7 | 6 | 1 | 6 | 1 | 5 |
| ZINACANTEPEC | 46 | 26 | 20 | 28 | 13 | 15 | 28 | 15 | 13 |
| ZUMPAHUACÁN | 11 | 6 | 5 | 8 | 6 | 2 | 4 | 0 | 4 |
| ZUMPANGO | 24 | 16 | 8 | 27 | 15 | 12 | 22 | 13 | 9 |

**DEFUNCIONES GENERALES REGISTRADAS POR MUNICIPIO SEGÚN MES DE REGISTRO Y SEXO
2006**

**CUADRO 2.3
(2a. parte)**

| MUNICIPIO | ABRIL | | | MAYO | | | JUNIO | | |
|-------------------------|--------------|--------------|--------------|--------------|--------------|--------------|--------------|--------------|--------------|
| | TOTAL | HOMBRES | MUJERES | TOTAL | HOMBRES | MUJERES | TOTAL | HOMBRES | MUJERES |
| ESTADO DE MÉXICO | 3 627 | 1 988 | 1 639 | 3 747 | 2 098 | 1 649 | 3 615 | 2 002 | 1 613 |
| ACAMBAY | 27 | 13 | 14 | 24 | 15 | 9 | 14 | 8 | 6 |
| ACOLMAN | 22 | 9 | 13 | 32 | 17 | 15 | 25 | 15 | 10 |
| ACULCO | 9 | 5 | 4 | 8 | 3 | 5 | 17 | 12 | 5 |
| ALMOLOYA DE ALQUISIRAS | 5 | 4 | 1 | 5 | 4 | 1 | 9 | 5 | 4 |
| ALMOLOYA DE JUÁREZ | 32 | 19 | 13 | 29 | 21 | 8 | 37 | 25 | 12 |
| ALMOLOYA DEL RÍO | 2 | 1 | 1 | 2 | 1 | 1 | 3 | 2 | 1 |
| AMANALCO | 7 | 3 | 4 | 9 | 5 | 4 | 19 | 8 | 11 |
| AMATEPEC | 11 | 7 | 4 | 6 | 4 | 2 | 8 | 7 | 1 |
| AMECAMECA | 17 | 10 | 7 | 19 | 13 | 6 | 26 | 10 | 16 |
| APAXCO | 1 | 0 | 1 | 6 | 5 | 1 | 5 | 3 | 2 |
| ATENCO | 0 | 0 | 0 | 16 | 11 | 5 | 7 | 4 | 3 |
| ATIZAPAN | 2 | 1 | 1 | 3 | 1 | 2 | 3 | 3 | 0 |
| ATIZAPAN DE ZARAGOZA | 92 | 47 | 45 | 102 | 60 | 42 | 92 | 57 | 35 |
| ATLACOMULCO | 49 | 27 | 22 | 44 | 19 | 25 | 39 | 25 | 14 |
| ATLAUTLA | 5 | 3 | 2 | 1 | 1 | 0 | 12 | 11 | 1 |
| AXAPUSCO | 6 | 0 | 6 | 6 | 4 | 2 | 3 | 2 | 1 |
| AYAPANGO | 1 | 1 | 0 | 2 | 2 | 0 | 2 | 0 | 2 |
| CALIMAYA | 6 | 2 | 4 | 8 | 7 | 1 | 9 | 5 | 4 |
| CAPULHÚAC | 16 | 6 | 10 | 14 | 9 | 5 | 16 | 10 | 6 |
| COACALCO DE BERRIOZABAL | 84 | 41 | 43 | 78 | 47 | 31 | 77 | 36 | 41 |
| COATEPEC HARINAS | 9 | 4 | 5 | 7 | 5 | 2 | 14 | 4 | 10 |
| COCOTITLAN | 3 | 2 | 1 | 1 | 1 | 0 | 1 | 1 | 0 |
| COYOTEPEC | 4 | 4 | 0 | 13 | 7 | 6 | 10 | 4 | 6 |
| CUAUTITLÁN | 50 | 29 | 21 | 45 | 29 | 16 | 52 | 30 | 22 |
| CUAUTITLÁN IZCALLI | 100 | 56 | 44 | 123 | 56 | 67 | 114 | 61 | 53 |
| CHALCO | 81 | 46 | 35 | 69 | 33 | 36 | 64 | 30 | 34 |
| CHAPA DE MOTA | 9 | 8 | 1 | 6 | 5 | 1 | 3 | 0 | 3 |
| CHAPULTEPEC | 1 | 0 | 1 | 2 | 2 | 0 | 0 | 0 | 0 |
| CHIAUTLA | 3 | 2 | 1 | 5 | 2 | 3 | 4 | 1 | 3 |
| CHICOLOAPAN | 18 | 15 | 3 | 14 | 9 | 5 | 20 | 9 | 11 |
| CHICONCUAC | 7 | 4 | 3 | 4 | 2 | 2 | 8 | 5 | 3 |
| CHIMALHUACÁN | 69 | 39 | 30 | 78 | 42 | 36 | 72 | 45 | 27 |
| DONATO GUERRA | 12 | 7 | 5 | 9 | 6 | 3 | 8 | 2 | 6 |
| ECATEPEC DE MORELOS | 418 | 238 | 180 | 438 | 235 | 203 | 411 | 228 | 183 |
| ECATZINGO | 1 | 1 | 0 | 0 | 0 | 0 | 1 | 0 | 1 |
| EL ORO | 9 | 6 | 3 | 13 | 9 | 4 | 7 | 3 | 4 |
| HUEHUETOCA | 3 | 2 | 1 | 10 | 8 | 2 | 8 | 3 | 5 |
| HUEYPOXTLA | 9 | 4 | 5 | 7 | 4 | 3 | 12 | 5 | 7 |
| HUIXQUILUCAN | 38 | 25 | 13 | 44 | 28 | 16 | 26 | 14 | 12 |
| ISIDRO FABELA | 1 | 1 | 0 | 2 | 0 | 2 | 2 | 2 | 0 |
| IXTAPALUCA | 47 | 28 | 19 | 35 | 24 | 11 | 39 | 27 | 12 |
| IXTAPAN DE LA SAL | 18 | 10 | 8 | 15 | 7 | 8 | 15 | 9 | 6 |
| IXTAPAN DEL ORO | 0 | 0 | 0 | 2 | 0 | 2 | 1 | 0 | 1 |
| IXTLAHUACA | 25 | 18 | 7 | 46 | 31 | 15 | 37 | 24 | 13 |
| JALTENCO | 6 | 1 | 5 | 1 | 1 | 0 | 1 | 0 | 1 |
| JILOTEPEC | 33 | 20 | 13 | 33 | 15 | 18 | 32 | 19 | 13 |
| JILOTZINGO | 4 | 2 | 2 | 3 | 2 | 1 | 3 | 1 | 2 |
| JIQUIPILCO | 13 | 9 | 4 | 23 | 11 | 12 | 15 | 6 | 9 |
| JOCOTITLÁN | 9 | 4 | 5 | 12 | 6 | 6 | 18 | 10 | 8 |
| JOQUICINGO | 8 | 5 | 3 | 1 | 1 | 0 | 6 | 3 | 3 |
| JUCHITEPEC | 4 | 1 | 3 | 3 | 0 | 3 | 3 | 3 | 0 |
| LA PAZ | 107 | 58 | 49 | 80 | 50 | 30 | 90 | 48 | 42 |
| LERMA | 31 | 18 | 13 | 22 | 16 | 6 | 14 | 6 | 8 |
| LUVIANOS | 13 | 9 | 4 | 13 | 6 | 7 | 13 | 5 | 8 |
| MALINALCO | 9 | 7 | 2 | 6 | 4 | 2 | 8 | 6 | 2 |
| MELCHOR OCAMPO | 6 | 3 | 3 | 7 | 5 | 2 | 2 | 1 | 1 |
| METEPEC | 80 | 40 | 40 | 96 | 49 | 47 | 98 | 50 | 48 |
| MEXICALTZINGO | 4 | 3 | 1 | 3 | 2 | 1 | 3 | 1 | 2 |
| MORELOS | 10 | 5 | 5 | 10 | 5 | 5 | 11 | 8 | 3 |
| NAUCALPAN DE JUÁREZ | 271 | 159 | 112 | 251 | 145 | 106 | 222 | 119 | 103 |
| NEXTLALPAN | 3 | 2 | 1 | 4 | 3 | 1 | 3 | 3 | 0 |
| NEZAHUALCÓYOTL | 252 | 124 | 128 | 247 | 135 | 112 | 262 | 146 | 116 |

(Continúa)

DEFUNCIONES GENERALES REGISTRADAS POR MUNICIPIO SEGÚN MES DE REGISTRO Y SEXO
2006

CUADRO 2.3
(2a. parte)

| MUNICIPIO | ABRIL | | | MAYO | | | JUNIO | | |
|-----------------------------|-------|---------|---------|-------|---------|---------|-------|---------|---------|
| | TOTAL | HOMBRES | MUJERES | TOTAL | HOMBRES | MUJERES | TOTAL | HOMBRES | MUJERES |
| NICOLÁS ROMERO | 52 | 24 | 28 | 49 | 24 | 25 | 44 | 27 | 17 |
| NOPALTEPEC | 3 | 2 | 1 | 4 | 3 | 1 | 1 | 1 | 0 |
| OCOYOACAC | 11 | 6 | 5 | 17 | 9 | 8 | 13 | 3 | 10 |
| OCUILAN | 4 | 4 | 0 | 12 | 8 | 4 | 8 | 7 | 1 |
| OTUMBA | 9 | 6 | 3 | 6 | 4 | 2 | 9 | 6 | 3 |
| OTZOLOAPAN | 1 | 0 | 1 | 2 | 1 | 1 | 0 | 0 | 0 |
| OTZOLOTEPEC | 12 | 5 | 7 | 20 | 6 | 14 | 14 | 5 | 9 |
| OZUMBA | 6 | 4 | 2 | 5 | 0 | 5 | 7 | 2 | 5 |
| PAPALOTLA | 1 | 1 | 0 | 1 | 0 | 1 | 0 | 0 | 0 |
| POLOTITLÁN | 4 | 4 | 0 | 2 | 1 | 1 | 4 | 2 | 2 |
| RAYÓN | 4 | 1 | 3 | 3 | 2 | 1 | 1 | 1 | 0 |
| SAN ANTONIO LA ISLA | 4 | 1 | 3 | 4 | 3 | 1 | 4 | 1 | 3 |
| SAN FELIPE DEL PROGRESO | 47 | 27 | 20 | 37 | 21 | 16 | 43 | 26 | 17 |
| SAN JOSÉ DEL RINCÓN | 20 | 14 | 6 | 26 | 12 | 14 | 29 | 13 | 16 |
| SAN MARTÍN DE LAS PIRÁMIDES | 6 | 3 | 3 | 7 | 4 | 3 | 3 | 0 | 3 |
| SAN MATEO ATENCO | 11 | 4 | 7 | 20 | 11 | 9 | 6 | 5 | 1 |
| SAN SIMÓN DE GUERRERO | 1 | 1 | 0 | 3 | 2 | 1 | 3 | 1 | 2 |
| SANTO TOMÁS | 5 | 4 | 1 | 2 | 1 | 1 | 2 | 0 | 2 |
| SOYANIQUILPAN DE JUÁREZ | 2 | 1 | 1 | 1 | 1 | 0 | 2 | 1 | 1 |
| SULTEPEC | 10 | 5 | 5 | 10 | 5 | 5 | 11 | 6 | 5 |
| TECÁMAC | 32 | 14 | 18 | 39 | 22 | 17 | 33 | 19 | 14 |
| TEJUPILCO | 28 | 18 | 10 | 31 | 18 | 13 | 32 | 21 | 11 |
| TEMAMATLA | 0 | 0 | 0 | 2 | 2 | 0 | 0 | 0 | 0 |
| TEMASCALAPA | 11 | 7 | 4 | 7 | 5 | 2 | 9 | 7 | 2 |
| TEMASCALCINGO | 20 | 8 | 12 | 19 | 12 | 7 | 13 | 8 | 5 |
| TEMASCALTEPEC | 3 | 1 | 2 | 5 | 1 | 4 | 12 | 8 | 4 |
| TEMOAYA | 12 | 5 | 7 | 19 | 10 | 9 | 29 | 16 | 13 |
| TENANCINGO | 36 | 20 | 16 | 38 | 16 | 22 | 35 | 22 | 13 |
| TENANGO DEL AIRE | 5 | 3 | 2 | 5 | 3 | 2 | 1 | 0 | 1 |
| TENANGO DEL VALLE | 15 | 7 | 8 | 23 | 14 | 9 | 24 | 20 | 4 |
| TEOLOYUCÁN | 14 | 11 | 3 | 15 | 9 | 6 | 16 | 11 | 5 |
| TEOTIHUACÁN | 7 | 5 | 2 | 9 | 4 | 5 | 11 | 8 | 3 |
| TEPETLAOXTOC | 5 | 3 | 2 | 3 | 2 | 1 | 5 | 4 | 1 |
| TEPETLIXPA | 6 | 4 | 2 | 6 | 3 | 3 | 5 | 3 | 2 |
| TEPOTZOTLÁN | 14 | 10 | 4 | 15 | 9 | 6 | 24 | 14 | 10 |
| TEQUIXQUIAC | 5 | 2 | 3 | 7 | 5 | 2 | 4 | 2 | 2 |
| TEXCALTITLÁN | 4 | 2 | 2 | 5 | 3 | 2 | 6 | 3 | 3 |
| TEXCALYACAC | 2 | 0 | 2 | 2 | 2 | 0 | 2 | 0 | 2 |
| TEXCOCO | 71 | 34 | 37 | 89 | 50 | 39 | 77 | 43 | 34 |
| TEZOYUCA | 3 | 2 | 1 | 3 | 2 | 1 | 9 | 4 | 5 |
| TIANGUISTENCO | 17 | 11 | 6 | 26 | 14 | 12 | 9 | 6 | 3 |
| TIMILPAN | 6 | 1 | 5 | 3 | 2 | 1 | 4 | 3 | 1 |
| TLALMANALCO | 12 | 7 | 5 | 10 | 4 | 6 | 12 | 7 | 5 |
| TLALNEPANTLA DE BAZ | 260 | 131 | 129 | 259 | 131 | 128 | 240 | 128 | 112 |
| TLATLAYA | 20 | 10 | 10 | 9 | 8 | 1 | 4 | 4 | 0 |
| TOLUCA | 367 | 195 | 172 | 350 | 206 | 144 | 366 | 191 | 175 |
| TONANITLA | 2 | 2 | 0 | 3 | 2 | 1 | 2 | 1 | 1 |
| TONATICO | 2 | 2 | 0 | 6 | 3 | 3 | 3 | 2 | 1 |
| TULTEPEC | 17 | 7 | 10 | 12 | 6 | 6 | 8 | 5 | 3 |
| TULTITLÁN | 38 | 19 | 19 | 45 | 27 | 18 | 56 | 31 | 25 |
| VALLE DE BRAVO | 25 | 15 | 10 | 36 | 19 | 17 | 22 | 13 | 9 |
| VALLE DE CHALCO SOLIDARIDAD | 49 | 32 | 17 | 55 | 30 | 25 | 42 | 23 | 19 |
| VILLA DE ALLENDE | 9 | 5 | 4 | 16 | 11 | 5 | 15 | 10 | 5 |
| VILLA DEL CARBÓN | 4 | 3 | 1 | 8 | 3 | 5 | 15 | 9 | 6 |
| VILLA GUERRERO | 8 | 4 | 4 | 11 | 5 | 6 | 13 | 9 | 4 |
| VILLA VICTORIA | 26 | 19 | 7 | 28 | 18 | 10 | 17 | 9 | 8 |
| XALATLACO | 7 | 1 | 6 | 5 | 5 | 0 | 8 | 5 | 3 |
| XONACATLÁN | 9 | 3 | 6 | 5 | 1 | 4 | 5 | 2 | 3 |
| ZACAZONAPAN | 0 | 0 | 0 | 1 | 1 | 0 | 0 | 0 | 0 |
| ZACUALPAN | 4 | 3 | 1 | 4 | 2 | 2 | 3 | 2 | 1 |
| ZINACANTEPEC | 29 | 16 | 13 | 35 | 22 | 13 | 35 | 14 | 21 |
| ZUMPAHUACÁN | 1 | 0 | 1 | 3 | 2 | 1 | 4 | 2 | 2 |
| ZUMPANGO | 17 | 11 | 6 | 27 | 16 | 11 | 25 | 16 | 9 |

**DEFUNCIONES GENERALES REGISTRADAS POR MUNICIPIO SEGÚN MES DE REGISTRO Y SEXO
2006**

**CUADRO 2.3
(3a. parte)**

| MUNICIPIO | JULIO | | | AGOSTO | | | SEPTIEMBRE | | |
|-------------------------|--------------|--------------|--------------|--------------|--------------|--------------|--------------|--------------|--------------|
| | TOTAL | HOMBRES | MUJERES | TOTAL | HOMBRES | MUJERES | TOTAL | HOMBRES | MUJERES |
| ESTADO DE MÉXICO | 3 665 | 2 034 | 1 631 | 3 816 | 2 117 | 1 699 | 3 867 | 2 146 | 1 721 |
| ACAMBAY | 13 | 8 | 5 | 23 | 10 | 13 | 24 | 13 | 11 |
| ACOLMAN | 21 | 11 | 10 | 24 | 13 | 11 | 18 | 9 | 9 |
| ACULCO | 19 | 11 | 8 | 9 | 4 | 5 | 12 | 9 | 3 |
| ALMOLOYA DE ALQUISIRAS | 6 | 3 | 3 | 5 | 3 | 2 | 8 | 5 | 3 |
| ALMOLOYA DE JUÁREZ | 39 | 27 | 12 | 28 | 19 | 9 | 37 | 23 | 14 |
| ALMOLOYA DEL RÍO | 2 | 1 | 1 | 6 | 3 | 3 | 2 | 2 | 0 |
| AMANALCO | 7 | 6 | 1 | 5 | 3 | 2 | 7 | 3 | 4 |
| AMATEPEC | 9 | 6 | 3 | 14 | 5 | 9 | 12 | 8 | 4 |
| AMECAMECA | 13 | 6 | 7 | 24 | 14 | 10 | 20 | 14 | 6 |
| APAXCO | 1 | 1 | 0 | 6 | 2 | 4 | 8 | 6 | 2 |
| ATENCO | 5 | 2 | 3 | 11 | 7 | 4 | 8 | 5 | 3 |
| ATIZAPAN | 0 | 0 | 0 | 4 | 2 | 2 | 2 | 2 | 0 |
| ATIZAPAN DE ZARAGOZA | 81 | 52 | 29 | 82 | 50 | 32 | 80 | 42 | 38 |
| ATLACOMULCO | 45 | 29 | 16 | 49 | 24 | 25 | 51 | 33 | 18 |
| ATLAUTLA | 7 | 3 | 4 | 6 | 5 | 1 | 12 | 6 | 6 |
| AXAPUSCO | 5 | 5 | 0 | 7 | 3 | 4 | 3 | 1 | 2 |
| AYAPANGO | 0 | 0 | 0 | 4 | 3 | 1 | 1 | 1 | 0 |
| CALIMAYA | 11 | 7 | 4 | 8 | 3 | 5 | 11 | 6 | 5 |
| CAPULHÚAC | 9 | 6 | 3 | 4 | 2 | 2 | 6 | 2 | 4 |
| COACALCO DE BERRIOZABAL | 84 | 34 | 50 | 82 | 43 | 39 | 78 | 31 | 47 |
| COATEPEC HARINAS | 11 | 9 | 2 | 12 | 9 | 3 | 8 | 6 | 2 |
| COCOTITLÁN | 0 | 0 | 0 | 3 | 2 | 1 | 2 | 2 | 0 |
| COYOTEPEC | 10 | 5 | 5 | 10 | 6 | 4 | 7 | 5 | 2 |
| CUAUTITLÁN | 62 | 33 | 29 | 53 | 30 | 23 | 46 | 29 | 17 |
| CUAUTITLÁN IZCALLI | 123 | 65 | 58 | 121 | 64 | 57 | 139 | 82 | 57 |
| CHALCO | 63 | 32 | 31 | 98 | 57 | 41 | 88 | 45 | 43 |
| CHAPA DE MOTA | 4 | 3 | 1 | 6 | 5 | 1 | 4 | 3 | 1 |
| CHAPULTEPEC | 1 | 0 | 1 | 3 | 3 | 0 | 2 | 2 | 0 |
| CHIAUTLA | 5 | 2 | 3 | 5 | 1 | 4 | 5 | 2 | 3 |
| CHICOLOAPAN | 13 | 10 | 3 | 12 | 2 | 10 | 22 | 15 | 7 |
| CHICONCUAC | 9 | 4 | 5 | 6 | 6 | 0 | 6 | 1 | 5 |
| CHIMALHUACÁN | 84 | 52 | 32 | 92 | 56 | 36 | 89 | 54 | 35 |
| DONATO GUERRA | 7 | 5 | 2 | 10 | 5 | 5 | 2 | 1 | 1 |
| ECATEPEC DE MORELOS | 403 | 212 | 191 | 452 | 242 | 210 | 487 | 264 | 223 |
| ECATZINGO | 2 | 0 | 2 | 1 | 0 | 1 | 5 | 2 | 3 |
| EL ORO | 11 | 5 | 6 | 9 | 4 | 5 | 6 | 3 | 3 |
| HUEHUETOCA | 10 | 4 | 6 | 7 | 4 | 3 | 14 | 10 | 4 |
| HUEYPOXTLA | 7 | 3 | 4 | 9 | 7 | 2 | 17 | 9 | 8 |
| HUIXQUILUCÁN | 31 | 19 | 12 | 43 | 25 | 18 | 32 | 22 | 10 |
| ISIDRO FABELA | 1 | 0 | 1 | 1 | 0 | 1 | 2 | 0 | 2 |
| IXTAPALUCA | 33 | 15 | 18 | 48 | 24 | 24 | 53 | 33 | 20 |
| IXTAPAN DE LA SAL | 19 | 13 | 6 | 15 | 9 | 6 | 15 | 8 | 7 |
| IXTAPAN DEL ORO | 0 | 0 | 0 | 1 | 1 | 0 | 1 | 0 | 1 |
| IXTLAHUACA | 42 | 17 | 25 | 36 | 20 | 16 | 36 | 23 | 13 |
| JALTENCO | 2 | 1 | 1 | 2 | 1 | 1 | 4 | 2 | 2 |
| JILOTEPEC | 25 | 15 | 10 | 37 | 21 | 16 | 36 | 18 | 18 |
| JILOTZINGO | 4 | 3 | 1 | 1 | 1 | 0 | 3 | 3 | 0 |
| JIQUIPILCO | 14 | 5 | 9 | 19 | 12 | 7 | 18 | 7 | 11 |
| JOCOTITLÁN | 13 | 6 | 7 | 20 | 11 | 9 | 18 | 6 | 12 |
| JOQUICINGO | 3 | 1 | 2 | 2 | 1 | 1 | 6 | 3 | 3 |
| JUCHITEPEC | 4 | 2 | 2 | 4 | 1 | 3 | 6 | 4 | 2 |
| LA PAZ | 92 | 48 | 44 | 97 | 48 | 49 | 89 | 50 | 39 |
| LERMA | 21 | 12 | 9 | 30 | 18 | 12 | 27 | 15 | 12 |
| LUVIANOS | 7 | 4 | 3 | 11 | 4 | 7 | 9 | 6 | 3 |
| MALINALCO | 2 | 1 | 1 | 5 | 4 | 1 | 6 | 4 | 2 |
| MELCHOR OCAMPO | 9 | 3 | 6 | 9 | 3 | 6 | 3 | 2 | 1 |
| METEPEC | 92 | 42 | 50 | 87 | 51 | 36 | 96 | 57 | 39 |
| MEXICALTZINGO | 2 | 0 | 2 | 5 | 2 | 3 | 1 | 1 | 0 |
| MORELOS | 7 | 4 | 3 | 11 | 7 | 4 | 9 | 7 | 2 |
| NAUCALPAN DE JUÁREZ | 233 | 139 | 94 | 278 | 157 | 121 | 304 | 181 | 123 |
| NEXTLALPAN | 5 | 3 | 2 | 5 | 3 | 2 | 1 | 1 | 0 |
| NEZAHUALCÓYOTL | 213 | 126 | 87 | 214 | 115 | 99 | 245 | 119 | 126 |

(Continúa)

**DEFUNCIONES GENERALES REGISTRADAS POR MUNICIPIO SEGÚN MES DE REGISTRO Y SEXO
2006**

**CUADRO 2.3
(3a. parte)**

| MUNICIPIO | JULIO | | | AGOSTO | | | SEPTIEMBRE | | |
|-----------------------------|-------|---------|---------|--------|---------|---------|------------|---------|---------|
| | TOTAL | HOMBRES | MUJERES | TOTAL | HOMBRES | MUJERES | TOTAL | HOMBRES | MUJERES |
| NICOLÁS ROMERO | 44 | 23 | 21 | 49 | 22 | 27 | 51 | 29 | 22 |
| NOPALTEPEC | 0 | 0 | 0 | 5 | 1 | 4 | 3 | 3 | 0 |
| OCOYOACAC | 11 | 6 | 5 | 9 | 6 | 3 | 10 | 6 | 4 |
| OCUILAN | 5 | 3 | 2 | 10 | 7 | 3 | 9 | 4 | 5 |
| OTUMBA | 5 | 2 | 3 | 9 | 2 | 7 | 12 | 10 | 2 |
| OTZOLOAPAN | 2 | 1 | 1 | 2 | 1 | 1 | 3 | 3 | 0 |
| OTZOLOTEPEC | 18 | 9 | 9 | 10 | 6 | 4 | 16 | 9 | 7 |
| OZUMBA | 6 | 2 | 4 | 5 | 3 | 2 | 10 | 6 | 4 |
| PAPALOTLA | 0 | 0 | 0 | 1 | 0 | 1 | 1 | 0 | 1 |
| POLOTITLÁN | 6 | 5 | 1 | 5 | 3 | 2 | 4 | 2 | 2 |
| RAYÓN | 2 | 1 | 1 | 2 | 1 | 1 | 2 | 2 | 0 |
| SAN ANTONIO LA ISLA | 1 | 0 | 1 | 2 | 1 | 1 | 1 | 0 | 1 |
| SAN FELIPE DEL PROGRESO | 41 | 29 | 12 | 35 | 25 | 10 | 45 | 32 | 13 |
| SAN JOSÉ DEL RINCÓN | 19 | 12 | 7 | 22 | 14 | 8 | 15 | 10 | 5 |
| SAN MARTÍN DE LAS PIRÁMIDES | 6 | 3 | 3 | 5 | 3 | 2 | 5 | 1 | 4 |
| SAN MATEO ATENCO | 22 | 15 | 7 | 18 | 14 | 4 | 15 | 6 | 9 |
| SAN SIMÓN DE GUERRERO | 2 | 2 | 0 | 1 | 1 | 0 | 2 | 1 | 1 |
| SANTO TOMÁS | 1 | 1 | 0 | 2 | 0 | 2 | 1 | 1 | 0 |
| SOYANIQUILPAN DE JUÁREZ | 3 | 1 | 2 | 1 | 1 | 0 | 7 | 4 | 3 |
| SULTEPEC | 19 | 9 | 10 | 8 | 3 | 5 | 7 | 2 | 5 |
| TECÁMAC | 42 | 22 | 20 | 35 | 20 | 15 | 40 | 26 | 14 |
| TEJUPILCO | 24 | 15 | 9 | 22 | 16 | 6 | 21 | 11 | 10 |
| TEMAMATLA | 2 | 1 | 1 | 2 | 2 | 0 | 4 | 3 | 1 |
| TEMASCALAPA | 9 | 4 | 5 | 8 | 6 | 2 | 11 | 8 | 3 |
| TEMASCALCINGO | 20 | 12 | 8 | 26 | 12 | 14 | 17 | 7 | 10 |
| TEMASCALTEPEC | 11 | 6 | 5 | 8 | 7 | 1 | 14 | 9 | 5 |
| TEMOAYA | 12 | 9 | 3 | 19 | 7 | 12 | 29 | 18 | 11 |
| TENANCINGO | 29 | 15 | 14 | 33 | 20 | 13 | 37 | 14 | 23 |
| TENANGO DEL AIRE | 1 | 1 | 0 | 1 | 0 | 1 | 2 | 1 | 1 |
| TENANGO DEL VALLE | 26 | 18 | 8 | 17 | 10 | 7 | 15 | 7 | 8 |
| TEOLOYUCÁN | 10 | 8 | 2 | 11 | 8 | 3 | 14 | 7 | 7 |
| TEOTIHUACÁN | 8 | 5 | 3 | 16 | 9 | 7 | 8 | 5 | 3 |
| TEPETLAOXTOC | 8 | 5 | 3 | 4 | 0 | 4 | 8 | 4 | 4 |
| TEPETLIXPA | 6 | 4 | 2 | 3 | 2 | 1 | 7 | 4 | 3 |
| TEPOTZOTLÁN | 16 | 8 | 8 | 15 | 7 | 8 | 15 | 10 | 5 |
| TEQUIXQUIAC | 8 | 5 | 3 | 7 | 5 | 2 | 7 | 4 | 3 |
| TEXCALTITLÁN | 5 | 4 | 1 | 5 | 3 | 2 | 10 | 5 | 5 |
| TEXCALYACAC | 0 | 0 | 0 | 3 | 2 | 1 | 0 | 0 | 0 |
| TEXCOCO | 78 | 46 | 32 | 79 | 47 | 32 | 79 | 43 | 36 |
| TEZOYUCA | 3 | 1 | 2 | 6 | 3 | 3 | 4 | 3 | 1 |
| TIANGUISTENCO | 28 | 19 | 9 | 19 | 11 | 8 | 17 | 7 | 10 |
| TIMILPAN | 1 | 1 | 0 | 9 | 4 | 5 | 6 | 2 | 4 |
| TLALMANALCO | 21 | 14 | 7 | 17 | 9 | 8 | 7 | 4 | 3 |
| TLALNEPANTLA DE BAZ | 283 | 146 | 137 | 257 | 134 | 123 | 268 | 133 | 135 |
| TLATLAYA | 12 | 7 | 5 | 17 | 10 | 7 | 8 | 4 | 4 |
| TOLUCA | 415 | 218 | 197 | 384 | 209 | 175 | 366 | 196 | 170 |
| TONANITLA | 4 | 3 | 1 | 1 | 0 | 1 | 1 | 1 | 0 |
| TONATICO | 6 | 3 | 3 | 2 | 1 | 1 | 4 | 3 | 1 |
| TULTEPEC | 15 | 9 | 6 | 11 | 5 | 6 | 8 | 7 | 1 |
| TULTITLÁN | 46 | 29 | 17 | 66 | 42 | 24 | 50 | 24 | 26 |
| VALLE DE BRAVO | 35 | 26 | 9 | 32 | 21 | 11 | 18 | 12 | 6 |
| VALLE DE CHALCO SOLIDARIDAD | 53 | 29 | 24 | 52 | 28 | 24 | 57 | 37 | 20 |
| VILLA DE ALLENDE | 16 | 8 | 8 | 12 | 8 | 4 | 19 | 13 | 6 |
| VILLA DEL CARBÓN | 5 | 0 | 5 | 5 | 5 | 0 | 8 | 3 | 5 |
| VILLA GUERRERO | 16 | 11 | 5 | 8 | 7 | 1 | 12 | 7 | 5 |
| VILLA VICTORIA | 24 | 13 | 11 | 18 | 10 | 8 | 23 | 12 | 11 |
| XALATLACO | 8 | 6 | 2 | 17 | 11 | 6 | 12 | 7 | 5 |
| XONACATLÁN | 7 | 3 | 4 | 15 | 4 | 11 | 11 | 5 | 6 |
| ZACAZONAPAN | 0 | 0 | 0 | 3 | 2 | 1 | 1 | 1 | 0 |
| ZACUALPAN | 6 | 1 | 5 | 5 | 3 | 2 | 1 | 1 | 0 |
| ZINACANTEPEC | 27 | 14 | 13 | 29 | 16 | 13 | 24 | 12 | 12 |
| ZUMPAHUACÁN | 6 | 4 | 2 | 4 | 2 | 2 | 2 | 1 | 1 |
| ZUMPANGO | 24 | 16 | 8 | 21 | 15 | 6 | 14 | 6 | 8 |

**DEFUNCIONES GENERALES REGISTRADAS POR MUNICIPIO SEGÚN MES DE REGISTRO Y SEXO
2006**

**CUADRO 2.3
(4a. parte y última)**

| MUNICIPIO | OCTUBRE | | | NOVIEMBRE | | | DICIEMBRE | | |
|-------------------------|--------------|--------------|--------------|--------------|--------------|--------------|--------------|--------------|--------------|
| | TOTAL | HOMBRES | MUJERES | TOTAL | HOMBRES | MUJERES | TOTAL | HOMBRES | MUJERES |
| ESTADO DE MÉXICO | 3 953 | 2 243 | 1 710 | 4 395 | 2 421 | 1 974 | 4 863 | 2 691 | 2 172 |
| ACAMBAY | 25 | 10 | 15 | 26 | 13 | 13 | 29 | 13 | 16 |
| ACOLMAN | 30 | 19 | 11 | 25 | 17 | 8 | 34 | 17 | 17 |
| ACULCO | 12 | 5 | 7 | 14 | 9 | 5 | 16 | 8 | 8 |
| ALMOLOYA DE ALQUISIRAS | 2 | 2 | 0 | 10 | 5 | 5 | 1 | 0 | 1 |
| ALMOLOYA DE JUÁREZ | 39 | 27 | 12 | 38 | 21 | 17 | 30 | 16 | 14 |
| ALMOLOYA DEL RÍO | 0 | 0 | 0 | 6 | 2 | 4 | 3 | 0 | 3 |
| AMANALCO | 7 | 3 | 4 | 4 | 4 | 0 | 9 | 7 | 2 |
| AMATEPEC | 12 | 2 | 10 | 17 | 8 | 9 | 12 | 7 | 5 |
| AMECAMECA | 25 | 16 | 9 | 34 | 21 | 13 | 25 | 12 | 13 |
| APAXCO | 11 | 7 | 4 | 3 | 0 | 3 | 6 | 2 | 4 |
| ATENCO | 4 | 3 | 1 | 5 | 3 | 2 | 9 | 3 | 6 |
| ATIZAPAN | 3 | 1 | 2 | 5 | 3 | 2 | 2 | 0 | 2 |
| ATIZAPAN DE ZARAGOZA | 107 | 65 | 42 | 114 | 68 | 46 | 121 | 54 | 67 |
| ATLACOMULCO | 42 | 24 | 18 | 63 | 42 | 21 | 44 | 29 | 15 |
| ATLAUTLA | 8 | 7 | 1 | 10 | 5 | 5 | 10 | 3 | 7 |
| AXAPUSCO | 9 | 4 | 5 | 5 | 1 | 4 | 9 | 5 | 4 |
| AYAPANGO | 1 | 0 | 1 | 0 | 0 | 0 | 1 | 1 | 0 |
| CALIMAYA | 11 | 4 | 7 | 13 | 3 | 10 | 8 | 5 | 3 |
| CAPULHÚAC | 14 | 10 | 4 | 6 | 4 | 2 | 12 | 6 | 6 |
| COACALCO DE BERRIOZABAL | 80 | 40 | 40 | 93 | 46 | 47 | 107 | 55 | 52 |
| COATEPEC HARINAS | 7 | 6 | 1 | 16 | 7 | 9 | 16 | 6 | 10 |
| COCOTITLAN | 3 | 1 | 2 | 3 | 3 | 0 | 2 | 2 | 0 |
| COYOTEPEC | 11 | 9 | 2 | 12 | 6 | 6 | 17 | 8 | 9 |
| CUAUTITLÁN | 52 | 34 | 18 | 67 | 40 | 27 | 90 | 44 | 46 |
| CUAUTITLÁN IZCALLI | 143 | 77 | 66 | 142 | 73 | 69 | 187 | 109 | 78 |
| CHALCO | 86 | 45 | 41 | 82 | 47 | 35 | 120 | 62 | 58 |
| CHAPA DE MOTA | 8 | 7 | 1 | 5 | 3 | 2 | 9 | 6 | 3 |
| CHAPULTEPEC | 3 | 1 | 2 | 2 | 1 | 1 | 1 | 0 | 1 |
| CHIAUTLA | 3 | 2 | 1 | 8 | 7 | 1 | 6 | 5 | 1 |
| CHICOLOAPAN | 13 | 7 | 6 | 31 | 18 | 13 | 29 | 17 | 12 |
| CHICONCUAC | 8 | 5 | 3 | 11 | 7 | 4 | 5 | 3 | 2 |
| CHIMALHUACÁN | 90 | 56 | 34 | 109 | 62 | 47 | 115 | 71 | 44 |
| DONATO GUERRA | 7 | 4 | 3 | 8 | 6 | 2 | 7 | 2 | 5 |
| ECATEPEC DE MORELOS | 477 | 281 | 196 | 454 | 239 | 215 | 582 | 321 | 261 |
| ECATZINGO | 1 | 0 | 1 | 1 | 1 | 0 | 9 | 6 | 3 |
| EL ORO | 9 | 6 | 3 | 10 | 6 | 4 | 9 | 5 | 4 |
| HUEHUETOCA | 9 | 4 | 5 | 11 | 8 | 3 | 18 | 15 | 3 |
| HUEYPOXTLA | 10 | 4 | 6 | 12 | 8 | 4 | 16 | 6 | 10 |
| HUIXQUILUCAN | 40 | 22 | 18 | 46 | 24 | 22 | 38 | 26 | 12 |
| ISIDRO FABELA | 1 | 0 | 1 | 1 | 1 | 0 | 2 | 1 | 1 |
| IXTAPALUCA | 52 | 29 | 23 | 61 | 42 | 19 | 77 | 41 | 36 |
| IXTAPAN DE LA SAL | 17 | 6 | 11 | 14 | 7 | 7 | 16 | 8 | 8 |
| IXTAPAN DEL ORO | 1 | 1 | 0 | 2 | 1 | 1 | 2 | 1 | 1 |
| ITLAHUACA | 38 | 25 | 13 | 43 | 19 | 24 | 43 | 23 | 20 |
| JALTENCO | 0 | 0 | 0 | 4 | 2 | 2 | 1 | 1 | 0 |
| JILOTEPEC | 35 | 19 | 16 | 36 | 24 | 12 | 38 | 22 | 16 |
| JILOTZINGO | 2 | 1 | 1 | 1 | 0 | 1 | 2 | 2 | 0 |
| JIQUIPILCO | 12 | 6 | 6 | 24 | 15 | 9 | 19 | 15 | 4 |
| JOCOTITLÁN | 13 | 6 | 7 | 19 | 8 | 11 | 14 | 7 | 7 |
| JOQUICINGO | 2 | 0 | 2 | 5 | 3 | 2 | 3 | 2 | 1 |
| JUCHITEPEC | 7 | 4 | 3 | 4 | 2 | 2 | 6 | 1 | 5 |
| LA PAZ | 93 | 47 | 46 | 92 | 48 | 44 | 102 | 63 | 39 |
| LERMA | 29 | 24 | 5 | 28 | 20 | 8 | 28 | 18 | 10 |
| LUVIANOS | 8 | 3 | 5 | 7 | 5 | 2 | 6 | 2 | 4 |
| MALINALCO | 8 | 4 | 4 | 9 | 2 | 7 | 9 | 5 | 4 |
| MELCHOR OCAMPO | 8 | 5 | 3 | 4 | 2 | 2 | 9 | 4 | 5 |
| METEPEC | 86 | 46 | 40 | 103 | 45 | 58 | 109 | 55 | 54 |
| MEXICALTZINGO | 3 | 2 | 1 | 2 | 1 | 1 | 6 | 5 | 1 |
| MORELOS | 12 | 7 | 5 | 13 | 9 | 4 | 21 | 12 | 9 |
| NAUCALPAN DE JUÁREZ | 259 | 161 | 98 | 330 | 173 | 157 | 354 | 211 | 143 |
| NEXTLALPAN | 1 | 0 | 1 | 8 | 6 | 2 | 7 | 4 | 3 |
| NEZAHUALCÓYOTL | 267 | 149 | 118 | 304 | 165 | 139 | 342 | 184 | 158 |

(Continúa)

DEFUNCIONES GENERALES REGISTRADAS POR MUNICIPIO SEGÚN MES DE REGISTRO Y SEXO
2006

CUADRO 2.3
(4a. parte y última)

| MUNICIPIO | OCTUBRE | | | NOVIEMBRE | | | DICIEMBRE | | |
|-----------------------------|---------|---------|---------|-----------|---------|---------|-----------|---------|---------|
| | TOTAL | HOMBRES | MUJERES | TOTAL | HOMBRES | MUJERES | TOTAL | HOMBRES | MUJERES |
| NICOLÁS ROMERO | 43 | 27 | 16 | 69 | 32 | 37 | 76 | 47 | 29 |
| NOPALTEPEC | 5 | 3 | 2 | 1 | 1 | 0 | 1 | 1 | 0 |
| OCOYOACAC | 8 | 5 | 3 | 14 | 7 | 7 | 14 | 7 | 7 |
| OCUILAN | 8 | 6 | 2 | 9 | 3 | 6 | 9 | 8 | 1 |
| OTUMBA | 6 | 4 | 2 | 7 | 4 | 3 | 15 | 9 | 6 |
| OTZOLOAPAN | 0 | 0 | 0 | 1 | 0 | 1 | 2 | 2 | 0 |
| OTZOLOTEPEC | 11 | 8 | 3 | 14 | 7 | 7 | 20 | 11 | 9 |
| OZUMBA | 4 | 3 | 1 | 5 | 3 | 2 | 15 | 6 | 9 |
| PAPALOTLA | 3 | 2 | 1 | 1 | 0 | 1 | 0 | 0 | 0 |
| POLOTILÁN | 12 | 6 | 6 | 3 | 2 | 1 | 6 | 3 | 3 |
| RAYÓN | 4 | 2 | 2 | 2 | 0 | 2 | 2 | 2 | 0 |
| SAN ANTONIO LA ISLA | 1 | 0 | 1 | 2 | 0 | 2 | 2 | 2 | 0 |
| SAN FELIPE DEL PROGRESO | 40 | 25 | 15 | 46 | 24 | 22 | 40 | 18 | 22 |
| SAN JOSÉ DEL RINCÓN | 26 | 15 | 11 | 34 | 21 | 13 | 37 | 18 | 19 |
| SAN MARTÍN DE LAS PIRÁMIDES | 3 | 0 | 3 | 12 | 7 | 5 | 5 | 3 | 2 |
| SAN MATEO ATENCO | 16 | 9 | 7 | 17 | 12 | 5 | 9 | 5 | 4 |
| SAN SIMÓN DE GUERRERO | 1 | 1 | 0 | 3 | 0 | 3 | 1 | 1 | 0 |
| SANTO TOMÁS | 1 | 0 | 1 | 2 | 1 | 1 | 2 | 0 | 2 |
| SOYANIKUILPAN DE JUÁREZ | 3 | 1 | 2 | 4 | 3 | 1 | 4 | 3 | 1 |
| SULTEPEC | 11 | 3 | 8 | 9 | 6 | 3 | 10 | 3 | 7 |
| TECÁMAC | 48 | 20 | 28 | 40 | 24 | 16 | 53 | 22 | 31 |
| TEJUPILCO | 21 | 13 | 8 | 28 | 15 | 13 | 28 | 16 | 12 |
| TEMAMATLA | 1 | 1 | 0 | 1 | 1 | 0 | 0 | 0 | 0 |
| TEMASCALAPA | 15 | 13 | 2 | 10 | 6 | 4 | 9 | 4 | 5 |
| TEMASCALCINGO | 20 | 13 | 7 | 33 | 19 | 14 | 20 | 10 | 10 |
| TEMASCALTEPEC | 7 | 5 | 2 | 11 | 3 | 8 | 9 | 7 | 2 |
| TEMOAYA | 18 | 10 | 8 | 16 | 7 | 9 | 25 | 15 | 10 |
| TENANCINGO | 34 | 18 | 16 | 35 | 20 | 15 | 44 | 26 | 18 |
| TENANGO DEL AIRE | 1 | 1 | 0 | 2 | 0 | 2 | 0 | 0 | 0 |
| TENANGO DEL VALLE | 26 | 17 | 9 | 19 | 9 | 10 | 25 | 13 | 12 |
| TEOLOYUCÁN | 27 | 12 | 15 | 17 | 10 | 7 | 11 | 6 | 5 |
| TEOTIHUACÁN | 10 | 4 | 6 | 16 | 11 | 5 | 13 | 7 | 6 |
| TEPETLAXTOC | 5 | 2 | 3 | 5 | 3 | 2 | 8 | 4 | 4 |
| TEPETLIXPA | 7 | 3 | 4 | 7 | 3 | 4 | 6 | 2 | 4 |
| TEPOTZOTLÁN | 16 | 11 | 5 | 22 | 10 | 12 | 20 | 11 | 9 |
| TEQUIXQUIAC | 5 | 1 | 4 | 8 | 6 | 2 | 7 | 2 | 5 |
| TEXCALTITLÁN | 3 | 0 | 3 | 5 | 4 | 1 | 6 | 3 | 3 |
| TEXCALYACAC | 2 | 0 | 2 | 1 | 1 | 0 | 0 | 0 | 0 |
| TEXCOCO | 84 | 55 | 29 | 118 | 60 | 58 | 122 | 71 | 51 |
| TEZOYUCA | 3 | 1 | 2 | 4 | 3 | 1 | 7 | 5 | 2 |
| TIANGUISTENCO | 15 | 6 | 9 | 21 | 12 | 9 | 23 | 17 | 6 |
| TIMILPAN | 6 | 3 | 3 | 10 | 9 | 1 | 9 | 3 | 6 |
| TLALMANALCO | 14 | 8 | 6 | 14 | 8 | 6 | 19 | 13 | 6 |
| TLALNEPANTLA DE BAZ | 268 | 148 | 120 | 260 | 135 | 125 | 335 | 190 | 145 |
| TLATLAYA | 9 | 5 | 4 | 10 | 3 | 7 | 13 | 9 | 4 |
| TOLUCA | 405 | 221 | 184 | 421 | 241 | 180 | 454 | 250 | 204 |
| TONANITLA | 1 | 1 | 0 | 1 | 1 | 0 | 1 | 1 | 0 |
| TONATICO | 5 | 4 | 1 | 4 | 1 | 3 | 5 | 3 | 2 |
| TULTEPEC | 14 | 9 | 5 | 23 | 9 | 14 | 11 | 7 | 4 |
| TULTITLÁN | 55 | 28 | 27 | 70 | 41 | 29 | 54 | 27 | 27 |
| VALLE DE BRAVO | 17 | 8 | 9 | 36 | 22 | 14 | 29 | 16 | 13 |
| VALLE DE CHALCO SOLIDARIDAD | 68 | 43 | 25 | 70 | 45 | 25 | 68 | 35 | 33 |
| VILLA DE ALLENDE | 11 | 5 | 6 | 24 | 16 | 8 | 16 | 7 | 9 |
| VILLA DEL CARBÓN | 9 | 7 | 2 | 17 | 13 | 4 | 19 | 10 | 9 |
| VILLA GUERRERO | 16 | 9 | 7 | 20 | 14 | 6 | 19 | 13 | 6 |
| VILLA VICTORIA | 28 | 15 | 13 | 25 | 18 | 7 | 26 | 17 | 9 |
| XALATLACO | 5 | 2 | 3 | 7 | 3 | 4 | 8 | 3 | 5 |
| XONACATLÁN | 9 | 4 | 5 | 7 | 6 | 1 | 7 | 3 | 4 |
| ZACAZONAPAN | 1 | 1 | 0 | 0 | 0 | 0 | 0 | 0 | 0 |
| ZACUALPAN | 2 | 1 | 1 | 8 | 4 | 4 | 9 | 6 | 3 |
| ZINACANTEPEC | 27 | 15 | 12 | 38 | 22 | 16 | 32 | 17 | 15 |
| ZUMPAHUACÁN | 4 | 2 | 2 | 1 | 0 | 1 | 4 | 3 | 1 |
| ZUMPANGO | 29 | 13 | 16 | 20 | 9 | 11 | 39 | 24 | 15 |

FUENTE: GEM. Secretaría General de Gobierno. Dirección General del Registro Civil. Movimiento Registral, 2006.

**DEFUNCIONES REGISTRADAS DE MENORES DE UN AÑO POR MUNICIPIO SEGÚN MES DE REGISTRO Y SEXO
2006**

**CUADRO 2.4
(1a. parte)**

| MUNICIPIO | ENERO | | | FEBRERO | | | MARZO | | |
|-------------------------|------------|------------|------------|------------|------------|------------|------------|------------|------------|
| | TOTAL | HOMBRES | MUJERES | TOTAL | HOMBRES | MUJERES | TOTAL | HOMBRES | MUJERES |
| ESTADO DE MÉXICO | 516 | 286 | 230 | 286 | 158 | 128 | 266 | 161 | 105 |
| ACAMBAY | 3 | 2 | 1 | 2 | 1 | 1 | 2 | 0 | 2 |
| ACOLMAN | 1 | 1 | 0 | 3 | 3 | 0 | 2 | 1 | 1 |
| ACULCO | 2 | 0 | 2 | 1 | 0 | 1 | 1 | 1 | 0 |
| ALMOLOYA DE ALQUISIRAS | 0 | 0 | 0 | 0 | 0 | 0 | 0 | 0 | 0 |
| ALMOLOYA DE JUÁREZ | 7 | 5 | 2 | 4 | 2 | 2 | 3 | 2 | 1 |
| ALMOLOYA DEL RÍO | 0 | 0 | 0 | 1 | 1 | 0 | 0 | 0 | 0 |
| AMANALCO | 0 | 0 | 0 | 1 | 0 | 1 | 0 | 0 | 0 |
| AMATEPEC | 0 | 0 | 0 | 0 | 0 | 0 | 0 | 0 | 0 |
| AMECAMECA | 3 | 2 | 1 | 1 | 0 | 1 | 1 | 1 | 0 |
| APAXCO | 0 | 0 | 0 | 0 | 0 | 0 | 1 | 1 | 0 |
| ATENCO | 0 | 0 | 0 | 0 | 0 | 0 | 1 | 1 | 0 |
| ATIZAPAN | 2 | 1 | 1 | 0 | 0 | 0 | 1 | 0 | 1 |
| ATIZAPAN DE ZARAGOZA | 8 | 5 | 3 | 8 | 4 | 4 | 10 | 7 | 3 |
| ATLACOMULCO | 12 | 6 | 6 | 3 | 1 | 2 | 6 | 6 | 0 |
| ATLAUTLA | 1 | 0 | 1 | 0 | 0 | 0 | 0 | 0 | 0 |
| AXAPUSCO | 0 | 0 | 0 | 0 | 0 | 0 | 1 | 1 | 0 |
| AYAPANGO | 0 | 0 | 0 | 0 | 0 | 0 | 1 | 0 | 1 |
| CALIMAYA | 1 | 1 | 0 | 1 | 1 | 0 | 0 | 0 | 0 |
| CAPULHÚAC | 0 | 0 | 0 | 2 | 1 | 1 | 2 | 1 | 1 |
| COACALCO DE BERRIOZABAL | 8 | 1 | 7 | 2 | 1 | 1 | 2 | 0 | 2 |
| COATEPEC HARINAS | 2 | 1 | 1 | 0 | 0 | 0 | 0 | 0 | 0 |
| COCOTITLÁN | 1 | 0 | 1 | 0 | 0 | 0 | 0 | 0 | 0 |
| COYOTEPEC | 6 | 4 | 2 | 0 | 0 | 0 | 0 | 0 | 0 |
| CUAUTITLÁN | 9 | 6 | 3 | 7 | 4 | 3 | 5 | 4 | 1 |
| CUAUTITLÁN IZCALLI | 9 | 6 | 3 | 4 | 4 | 0 | 0 | 0 | 0 |
| CHALCO | 13 | 7 | 6 | 8 | 4 | 4 | 8 | 4 | 4 |
| CHAPA DE MOTA | 1 | 0 | 1 | 0 | 0 | 0 | 0 | 0 | 0 |
| CHAPULTEPEC | 0 | 0 | 0 | 0 | 0 | 0 | 0 | 0 | 0 |
| CHIAUTLA | 0 | 0 | 0 | 1 | 0 | 1 | 0 | 0 | 0 |
| CHICULOAPAN | 3 | 1 | 2 | 1 | 1 | 0 | 1 | 0 | 1 |
| CHICONCUAC | 2 | 0 | 2 | 1 | 0 | 1 | 0 | 0 | 0 |
| CHIMALHUACÁN | 23 | 17 | 6 | 13 | 10 | 3 | 11 | 7 | 4 |
| DONATO GUERRA | 1 | 0 | 1 | 1 | 0 | 1 | 2 | 2 | 0 |
| ECATEPEC DE MORELOS | 53 | 31 | 22 | 24 | 13 | 11 | 26 | 14 | 12 |
| ECATZINGO | 0 | 0 | 0 | 0 | 0 | 0 | 0 | 0 | 0 |
| EL ORO | 4 | 3 | 1 | 1 | 1 | 0 | 0 | 0 | 0 |
| HUEHUETOCA | 2 | 1 | 1 | 0 | 0 | 0 | 2 | 1 | 1 |
| HUEYPOXTLA | 1 | 1 | 0 | 1 | 1 | 0 | 1 | 0 | 1 |
| HUIXQUILUCAN | 2 | 2 | 0 | 3 | 3 | 0 | 1 | 1 | 0 |
| ISIDRO FABELA | 0 | 0 | 0 | 0 | 0 | 0 | 0 | 0 | 0 |
| IXTAPALUCA | 8 | 6 | 2 | 1 | 1 | 0 | 4 | 3 | 1 |
| IXTAPAN DE LA SAL | 0 | 0 | 0 | 3 | 2 | 1 | 0 | 0 | 0 |
| IXTAPAN DEL ORO | 0 | 0 | 0 | 0 | 0 | 0 | 0 | 0 | 0 |
| IXTLAHUACA | 2 | 0 | 2 | 4 | 2 | 2 | 6 | 3 | 3 |
| JALTENCO | 0 | 0 | 0 | 2 | 1 | 1 | 0 | 0 | 0 |
| JILOTEPEC | 4 | 2 | 2 | 2 | 1 | 1 | 1 | 1 | 0 |
| JILOTZINGO | 2 | 1 | 1 | 0 | 0 | 0 | 0 | 0 | 0 |
| JIQUILCO | 2 | 1 | 1 | 1 | 1 | 0 | 2 | 1 | 1 |
| JOCOTITLÁN | 2 | 0 | 2 | 0 | 0 | 0 | 2 | 1 | 1 |
| JOQUICINGO | 1 | 1 | 0 | 0 | 0 | 0 | 1 | 0 | 1 |
| JUCHITEPEC | 0 | 0 | 0 | 2 | 1 | 1 | 1 | 1 | 0 |
| LA PAZ | 3 | 3 | 0 | 3 | 0 | 3 | 4 | 2 | 2 |
| LERMA | 2 | 0 | 2 | 0 | 0 | 0 | 1 | 0 | 1 |
| LUVIANOS | 0 | 0 | 0 | 0 | 0 | 0 | 0 | 0 | 0 |
| MALINALCO | 2 | 2 | 0 | 0 | 0 | 0 | 0 | 0 | 0 |
| MELCHOR OCAMPO | 2 | 1 | 1 | 0 | 0 | 0 | 0 | 0 | 0 |
| METEPEC | 5 | 2 | 3 | 6 | 4 | 2 | 3 | 3 | 0 |
| MEXICALTZINGO | 0 | 0 | 0 | 0 | 0 | 0 | 1 | 1 | 0 |
| MORELOS | 6 | 5 | 1 | 3 | 1 | 2 | 0 | 0 | 0 |
| NAUCALPAN DE JUÁREZ | 29 | 16 | 13 | 13 | 5 | 8 | 17 | 8 | 9 |
| NEXTLALPAN | 2 | 2 | 0 | 0 | 0 | 0 | 0 | 0 | 0 |
| NEZAHUALCÓYOTL | 13 | 4 | 9 | 13 | 6 | 7 | 5 | 5 | 0 |

(Continúa)

**DEFUNCIONES REGISTRADAS DE MENORES DE UN AÑO POR MUNICIPIO SEGÚN MES DE REGISTRO Y SEXO
2006**

**CUADRO 2.4
(1a. parte)**

| MUNICIPIO | ENERO | | | FEBRERO | | | MARZO | | |
|-----------------------------|-------|---------|---------|---------|---------|---------|-------|---------|---------|
| | TOTAL | HOMBRES | MUJERES | TOTAL | HOMBRES | MUJERES | TOTAL | HOMBRES | MUJERES |
| NICOLÁS ROMERO | 9 | 3 | 6 | 4 | 3 | 1 | 3 | 3 | 0 |
| NOPALTEPEC | 1 | 1 | 0 | 0 | 0 | 0 | 1 | 1 | 0 |
| OCOYOACAC | 4 | 2 | 2 | 0 | 0 | 0 | 1 | 1 | 0 |
| OCUILAN | 1 | 1 | 0 | 3 | 2 | 1 | 2 | 1 | 1 |
| OTUMBA | 1 | 0 | 1 | 0 | 0 | 0 | 2 | 0 | 2 |
| OTZOLOAPAN | 0 | 0 | 0 | 0 | 0 | 0 | 0 | 0 | 0 |
| OTZOLOTEPEC | 3 | 2 | 1 | 0 | 0 | 0 | 2 | 2 | 0 |
| OZUMBA | 0 | 0 | 0 | 0 | 0 | 0 | 1 | 0 | 1 |
| PAPALOTLA | 0 | 0 | 0 | 0 | 0 | 0 | 0 | 0 | 0 |
| POLOTILÁN | 0 | 0 | 0 | 0 | 0 | 0 | 0 | 0 | 0 |
| RAYÓN | 0 | 0 | 0 | 0 | 0 | 0 | 0 | 0 | 0 |
| SAN ANTONIO LA ISLA | 1 | 1 | 0 | 0 | 0 | 0 | 0 | 0 | 0 |
| SAN FELIPE DEL PROGRESO | 20 | 12 | 8 | 7 | 4 | 3 | 2 | 0 | 2 |
| SAN JOSÉ DEL RINCÓN | 6 | 3 | 3 | 3 | 1 | 2 | 1 | 0 | 1 |
| SAN MARTÍN DE LAS PIRÁMIDES | 2 | 0 | 2 | 0 | 0 | 0 | 0 | 0 | 0 |
| SAN MATEO ATENCO | 3 | 0 | 3 | 2 | 2 | 0 | 1 | 0 | 1 |
| SAN SIMÓN DE GUERRERO | 0 | 0 | 0 | 1 | 1 | 0 | 0 | 0 | 0 |
| SANTO TOMÁS | 0 | 0 | 0 | 0 | 0 | 0 | 1 | 1 | 0 |
| SOYANIQUILPAN DE JUÁREZ | 0 | 0 | 0 | 0 | 0 | 0 | 0 | 0 | 0 |
| SULTEPEC | 1 | 0 | 1 | 2 | 2 | 0 | 1 | 1 | 0 |
| TECÁMAC | 7 | 6 | 1 | 1 | 0 | 1 | 0 | 0 | 0 |
| TEJUPILCO | 5 | 1 | 4 | 1 | 0 | 1 | 2 | 0 | 2 |
| TEMAMATLA | 0 | 0 | 0 | 0 | 0 | 0 | 0 | 0 | 0 |
| TEMASCALAPA | 2 | 2 | 0 | 0 | 0 | 0 | 1 | 0 | 1 |
| TEMASCALCINGO | 4 | 3 | 1 | 0 | 0 | 0 | 1 | 1 | 0 |
| TEMASCALTEPEC | 2 | 1 | 1 | 1 | 1 | 0 | 1 | 1 | 0 |
| TEMOAYA | 4 | 2 | 2 | 2 | 2 | 0 | 1 | 0 | 1 |
| TENANCINGO | 9 | 8 | 1 | 6 | 2 | 4 | 3 | 2 | 1 |
| TENANGO DEL AIRE | 0 | 0 | 0 | 0 | 0 | 0 | 0 | 0 | 0 |
| TENANGO DEL VALLE | 2 | 2 | 0 | 2 | 1 | 1 | 2 | 0 | 2 |
| TEOLOYUCÁN | 1 | 0 | 1 | 1 | 0 | 1 | 0 | 0 | 0 |
| TEOTIHUACÁN | 2 | 2 | 0 | 0 | 0 | 0 | 2 | 2 | 0 |
| TEPETLAOXTOC | 0 | 0 | 0 | 2 | 1 | 1 | 0 | 0 | 0 |
| TEPETLIXPA | 0 | 0 | 0 | 1 | 1 | 0 | 0 | 0 | 0 |
| TEPOTZOTLÁN | 4 | 0 | 4 | 0 | 0 | 0 | 3 | 3 | 0 |
| TEQUIXQUIAC | 0 | 0 | 0 | 2 | 0 | 2 | 0 | 0 | 0 |
| TEXCALTITLÁN | 0 | 0 | 0 | 0 | 0 | 0 | 0 | 0 | 0 |
| TEXCALYACAC | 0 | 0 | 0 | 0 | 0 | 0 | 0 | 0 | 0 |
| TEXCOCO | 13 | 5 | 8 | 6 | 4 | 2 | 5 | 3 | 2 |
| TEZOYUCA | 1 | 1 | 0 | 0 | 0 | 0 | 0 | 0 | 0 |
| TIANGUISTENCO | 5 | 2 | 3 | 1 | 0 | 1 | 3 | 2 | 1 |
| TIMILPAN | 1 | 0 | 1 | 0 | 0 | 0 | 0 | 0 | 0 |
| TLALMANALCO | 0 | 0 | 0 | 0 | 0 | 0 | 2 | 1 | 1 |
| TLALNEPANTLA DE BAZ | 11 | 8 | 3 | 8 | 5 | 3 | 11 | 9 | 2 |
| TLATLAYA | 0 | 0 | 0 | 0 | 0 | 0 | 0 | 0 | 0 |
| TOLUCA | 83 | 45 | 38 | 58 | 30 | 28 | 52 | 34 | 18 |
| TONANITLA | 0 | 0 | 0 | 0 | 0 | 0 | 0 | 0 | 0 |
| TONATICO | 0 | 0 | 0 | 0 | 0 | 0 | 0 | 0 | 0 |
| TULTEPEC | 2 | 1 | 1 | 1 | 1 | 0 | 0 | 0 | 0 |
| TULTITLÁN | 3 | 2 | 1 | 3 | 2 | 1 | 1 | 0 | 1 |
| VALLE DE BRAVO | 1 | 1 | 0 | 1 | 1 | 0 | 3 | 1 | 2 |
| VALLE DE CHALCO SOLIDARIDAD | 8 | 3 | 5 | 6 | 4 | 2 | 4 | 3 | 1 |
| VILLA DE ALLENDE | 4 | 2 | 2 | 2 | 1 | 1 | 1 | 1 | 0 |
| VILLA DEL CARBÓN | 2 | 1 | 1 | 0 | 0 | 0 | 1 | 1 | 0 |
| VILLA GUERRERO | 2 | 2 | 0 | 2 | 1 | 1 | 0 | 0 | 0 |
| VILLA VICTORIA | 6 | 3 | 3 | 5 | 2 | 3 | 3 | 2 | 1 |
| XALATLACO | 5 | 0 | 5 | 1 | 0 | 1 | 2 | 1 | 1 |
| XONACATLÁN | 4 | 3 | 1 | 2 | 1 | 1 | 0 | 0 | 0 |
| ZACAZONAPAN | 0 | 0 | 0 | 0 | 0 | 0 | 0 | 0 | 0 |
| ZACUALPAN | 0 | 0 | 0 | 0 | 0 | 0 | 0 | 0 | 0 |
| ZINACANTEPEC | 5 | 4 | 1 | 1 | 1 | 0 | 4 | 0 | 4 |
| ZUMPAHUACÁN | 0 | 0 | 0 | 0 | 0 | 0 | 1 | 0 | 1 |
| ZUMPANGO | 1 | 1 | 0 | 1 | 1 | 0 | 0 | 0 | 0 |

**DEFUNCIONES REGISTRADAS DE MENORES DE UN AÑO POR MUNICIPIO SEGÚN MES DE REGISTRO Y SEXO
2006**

**CUADRO 2.4
(2a. parte)**

| MUNICIPIO | ABRIL | | | MAYO | | | JUNIO | | |
|-------------------------|------------|------------|------------|------------|------------|------------|------------|------------|-----------|
| | TOTAL | HOMBRES | MUJERES | TOTAL | HOMBRES | MUJERES | TOTAL | HOMBRES | MUJERES |
| ESTADO DE MÉXICO | 251 | 146 | 105 | 238 | 136 | 102 | 235 | 146 | 89 |
| ACAMBAY | 2 | 1 | 1 | 0 | 0 | 0 | 1 | 0 | 1 |
| ACOLMAN | 1 | 0 | 1 | 2 | 1 | 1 | 1 | 0 | 1 |
| ACULCO | 0 | 0 | 0 | 0 | 0 | 0 | 2 | 2 | 0 |
| ALMOLOYA DE ALQUISIRAS | 1 | 1 | 0 | 0 | 0 | 0 | 3 | 2 | 1 |
| ALMOLOYA DE JUÁREZ | 3 | 2 | 1 | 2 | 2 | 0 | 1 | 0 | 1 |
| ALMOLOYA DEL RÍO | 0 | 0 | 0 | 0 | 0 | 0 | 0 | 0 | 0 |
| AMANALCO | 1 | 0 | 1 | 0 | 0 | 0 | 1 | 1 | 0 |
| AMATEPEC | 0 | 0 | 0 | 0 | 0 | 0 | 0 | 0 | 0 |
| AMECAMECA | 1 | 1 | 0 | 3 | 3 | 0 | 5 | 2 | 3 |
| APAXCO | 0 | 0 | 0 | 0 | 0 | 0 | 0 | 0 | 0 |
| ATENCO | 0 | 0 | 0 | 0 | 0 | 0 | 0 | 0 | 0 |
| ATIZAPAN | 0 | 0 | 0 | 1 | 1 | 0 | 0 | 0 | 0 |
| ATIZAPAN DE ZARAGOZA | 5 | 2 | 3 | 11 | 8 | 3 | 6 | 3 | 3 |
| ATLACOMULCO | 11 | 6 | 5 | 5 | 1 | 4 | 4 | 2 | 2 |
| ATLAUTLA | 0 | 0 | 0 | 0 | 0 | 0 | 0 | 0 | 0 |
| AXAPUSCO | 1 | 0 | 1 | 1 | 0 | 1 | 1 | 0 | 1 |
| AYAPANGO | 0 | 0 | 0 | 1 | 0 | 1 | 0 | 0 | 0 |
| CALIMAYA | 0 | 0 | 0 | 0 | 0 | 0 | 0 | 0 | 0 |
| CAPULHÚAC | 0 | 0 | 0 | 3 | 2 | 1 | 1 | 1 | 0 |
| COACALCO DE BERRIOZABAL | 2 | 1 | 1 | 0 | 0 | 0 | 2 | 2 | 0 |
| COATEPEC HARINAS | 1 | 1 | 0 | 0 | 0 | 0 | 1 | 1 | 0 |
| COCOTITLÁN | 0 | 0 | 0 | 1 | 0 | 1 | 1 | 1 | 0 |
| COYOTEPEC | 0 | 0 | 0 | 7 | 3 | 4 | 1 | 1 | 0 |
| CUAUTITLÁN | 5 | 3 | 2 | 1 | 0 | 1 | 9 | 7 | 2 |
| CUAUTITLÁN IZCALLI | 1 | 0 | 1 | 2 | 2 | 0 | 0 | 0 | 0 |
| CHALCO | 5 | 4 | 1 | 1 | 1 | 0 | 6 | 3 | 3 |
| CHAPA DE MOTA | 0 | 0 | 0 | 0 | 0 | 0 | 1 | 0 | 1 |
| CHAPULTEPEC | 0 | 0 | 0 | 0 | 0 | 0 | 0 | 0 | 0 |
| CHIAUTLA | 0 | 0 | 0 | 0 | 0 | 0 | 0 | 0 | 0 |
| CHICULOAPAN | 1 | 1 | 0 | 0 | 0 | 0 | 0 | 0 | 0 |
| CHICONCUAC | 1 | 1 | 0 | 0 | 0 | 0 | 0 | 0 | 0 |
| CHIMALHUACÁN | 10 | 7 | 3 | 9 | 3 | 6 | 7 | 4 | 3 |
| DONATO GUERRA | 2 | 1 | 1 | 0 | 0 | 0 | 0 | 0 | 0 |
| ECATEPEC DE MORELOS | 20 | 11 | 9 | 27 | 18 | 9 | 21 | 14 | 7 |
| ECATZINGO | 0 | 0 | 0 | 0 | 0 | 0 | 0 | 0 | 0 |
| EL ORO | 0 | 0 | 0 | 1 | 0 | 1 | 0 | 0 | 0 |
| HUEHUETOCA | 0 | 0 | 0 | 0 | 0 | 0 | 0 | 0 | 0 |
| HUEYPOXTLA | 1 | 1 | 0 | 0 | 0 | 0 | 1 | 0 | 1 |
| HUIXQUILUCAN | 3 | 3 | 0 | 0 | 0 | 0 | 0 | 0 | 0 |
| ISIDRO FABELA | 0 | 0 | 0 | 0 | 0 | 0 | 0 | 0 | 0 |
| IXTAPALUCA | 1 | 1 | 0 | 1 | 0 | 1 | 1 | 1 | 0 |
| IXTAPAN DE LA SAL | 0 | 0 | 0 | 1 | 0 | 1 | 2 | 2 | 0 |
| IXTAPAN DEL ORO | 0 | 0 | 0 | 0 | 0 | 0 | 0 | 0 | 0 |
| IXTLAHUACA | 0 | 0 | 0 | 4 | 3 | 1 | 0 | 0 | 0 |
| JALTENCO | 0 | 0 | 0 | 0 | 0 | 0 | 0 | 0 | 0 |
| JILOTEPEC | 1 | 0 | 1 | 1 | 0 | 1 | 1 | 1 | 0 |
| JILOTZINGO | 0 | 0 | 0 | 0 | 0 | 0 | 0 | 0 | 0 |
| JIQUIPILCO | 2 | 2 | 0 | 0 | 0 | 0 | 0 | 0 | 0 |
| JOCOTITLÁN | 0 | 0 | 0 | 1 | 1 | 0 | 1 | 1 | 0 |
| JOQUICINGO | 0 | 0 | 0 | 0 | 0 | 0 | 0 | 0 | 0 |
| JUCHITEPEC | 0 | 0 | 0 | 0 | 0 | 0 | 0 | 0 | 0 |
| LA PAZ | 3 | 1 | 2 | 1 | 1 | 0 | 2 | 2 | 0 |
| LERMA | 3 | 2 | 1 | 0 | 0 | 0 | 0 | 0 | 0 |
| LUVIANOS | 0 | 0 | 0 | 1 | 0 | 1 | 1 | 1 | 0 |
| MALINALCO | 0 | 0 | 0 | 0 | 0 | 0 | 0 | 0 | 0 |
| MELCHOR OCAMPO | 0 | 0 | 0 | 1 | 1 | 0 | 0 | 0 | 0 |
| METEPEC | 2 | 2 | 0 | 0 | 0 | 0 | 0 | 0 | 0 |
| MEXICALTZINGO | 1 | 1 | 0 | 0 | 0 | 0 | 0 | 0 | 0 |
| MORELOS | 2 | 0 | 2 | 0 | 0 | 0 | 0 | 0 | 0 |
| NAUCALPAN DE JUÁREZ | 12 | 8 | 4 | 11 | 4 | 7 | 12 | 8 | 4 |
| NEXTLALPAN | 0 | 0 | 0 | 0 | 0 | 0 | 0 | 0 | 0 |
| NEZAHUALCÓYOTL | 24 | 16 | 8 | 18 | 10 | 8 | 16 | 10 | 6 |

(Continúa)

DEFUNCIONES REGISTRADAS DE MENORES DE UN AÑO POR MUNICIPIO SEGÚN MES DE REGISTRO Y SEXO
2006

CUADRO 2.4
(2a. parte)

| MUNICIPIO | ABRIL | | | MAYO | | | JUNIO | | |
|-----------------------------|-------|---------|---------|-------|---------|---------|-------|---------|---------|
| | TOTAL | HOMBRES | MUJERES | TOTAL | HOMBRES | MUJERES | TOTAL | HOMBRES | MUJERES |
| NICOLÁS ROMERO | 2 | 0 | 2 | 1 | 0 | 1 | 0 | 0 | 0 |
| NOPALTEPEC | 0 | 0 | 0 | 0 | 0 | 0 | 0 | 0 | 0 |
| OCOYOACAC | 0 | 0 | 0 | 1 | 0 | 1 | 3 | 2 | 1 |
| OCUILAN | 0 | 0 | 0 | 0 | 0 | 0 | 1 | 1 | 0 |
| OTUMBA | 0 | 0 | 0 | 0 | 0 | 0 | 0 | 0 | 0 |
| OTZOLOAPAN | 0 | 0 | 0 | 0 | 0 | 0 | 0 | 0 | 0 |
| OTZOLOTEPEC | 0 | 0 | 0 | 3 | 2 | 1 | 0 | 0 | 0 |
| OZUMBA | 0 | 0 | 0 | 0 | 0 | 0 | 0 | 0 | 0 |
| PAPALOTLA | 0 | 0 | 0 | 0 | 0 | 0 | 0 | 0 | 0 |
| POLOTITLÁN | 0 | 0 | 0 | 0 | 0 | 0 | 0 | 0 | 0 |
| RAYÓN | 0 | 0 | 0 | 0 | 0 | 0 | 0 | 0 | 0 |
| SAN ANTONIO LA ISLA | 0 | 0 | 0 | 0 | 0 | 0 | 1 | 0 | 1 |
| SAN FELIPE DEL PROGRESO | 5 | 3 | 2 | 8 | 4 | 4 | 7 | 4 | 3 |
| SAN JOSÉ DEL RINCÓN | 3 | 1 | 2 | 2 | 2 | 0 | 5 | 3 | 2 |
| SAN MARTÍN DE LAS PIRÁMIDES | 0 | 0 | 0 | 1 | 1 | 0 | 0 | 0 | 0 |
| SAN MATEO ATENCO | 0 | 0 | 0 | 1 | 0 | 1 | 1 | 1 | 0 |
| SAN SIMÓN DE GUERRERO | 1 | 1 | 0 | 0 | 0 | 0 | 0 | 0 | 0 |
| SANTO TOMÁS | 0 | 0 | 0 | 0 | 0 | 0 | 0 | 0 | 0 |
| SOYANIQUILPAN DE JUÁREZ | 0 | 0 | 0 | 0 | 0 | 0 | 0 | 0 | 0 |
| SULTEPEC | 3 | 2 | 1 | 0 | 0 | 0 | 1 | 0 | 1 |
| TECÁMAC | 2 | 2 | 0 | 0 | 0 | 0 | 2 | 2 | 0 |
| TEJUPLCO | 3 | 2 | 1 | 2 | 2 | 0 | 2 | 2 | 0 |
| TEMAMATLA | 0 | 0 | 0 | 0 | 0 | 0 | 0 | 0 | 0 |
| TEMASCALAPA | 1 | 1 | 0 | 0 | 0 | 0 | 0 | 0 | 0 |
| TEMASCALINGO | 0 | 0 | 0 | 1 | 1 | 0 | 0 | 0 | 0 |
| TEMASCALTEPEC | 0 | 0 | 0 | 2 | 1 | 1 | 1 | 0 | 1 |
| TEMOAYA | 1 | 1 | 0 | 3 | 3 | 0 | 6 | 4 | 2 |
| TENANCINGO | 4 | 4 | 0 | 2 | 1 | 1 | 2 | 1 | 1 |
| TENANGO DEL AIRE | 0 | 0 | 0 | 0 | 0 | 0 | 0 | 0 | 0 |
| TENANGO DEL VALLE | 2 | 2 | 0 | 2 | 2 | 0 | 1 | 1 | 0 |
| TEOLOYUCÁN | 0 | 0 | 0 | 2 | 1 | 1 | 0 | 0 | 0 |
| TEOTIHUACÁN | 0 | 0 | 0 | 1 | 1 | 0 | 0 | 0 | 0 |
| TEPETLAOXTOC | 0 | 0 | 0 | 0 | 0 | 0 | 1 | 1 | 0 |
| TEPETLIXPA | 0 | 0 | 0 | 0 | 0 | 0 | 0 | 0 | 0 |
| TEPOTZOTLÁN | 0 | 0 | 0 | 1 | 0 | 1 | 0 | 0 | 0 |
| TEQUIXQUIAC | 1 | 0 | 1 | 0 | 0 | 0 | 0 | 0 | 0 |
| TEXCALITLÁN | 1 | 1 | 0 | 0 | 0 | 0 | 1 | 1 | 0 |
| TEXCALYACAC | 0 | 0 | 0 | 0 | 0 | 0 | 0 | 0 | 0 |
| TEXCOCO | 3 | 1 | 2 | 6 | 3 | 3 | 4 | 4 | 0 |
| TEZOYUCA | 0 | 0 | 0 | 0 | 0 | 0 | 0 | 0 | 0 |
| TIANGUISTENCO | 3 | 3 | 0 | 3 | 1 | 2 | 1 | 1 | 0 |
| TIMILPAN | 2 | 0 | 2 | 0 | 0 | 0 | 0 | 0 | 0 |
| TLALMANALCO | 0 | 0 | 0 | 0 | 0 | 0 | 0 | 0 | 0 |
| TLALNEPANTLA DE BAZ | 10 | 7 | 3 | 11 | 7 | 4 | 8 | 4 | 4 |
| TLATLAYA | 1 | 1 | 0 | 0 | 0 | 0 | 0 | 0 | 0 |
| TOLUCA | 56 | 28 | 28 | 48 | 31 | 17 | 58 | 33 | 25 |
| TONANITLA | 0 | 0 | 0 | 0 | 0 | 0 | 0 | 0 | 0 |
| TONATICO | 0 | 0 | 0 | 0 | 0 | 0 | 0 | 0 | 0 |
| TULTEPEC | 1 | 0 | 1 | 0 | 0 | 0 | 0 | 0 | 0 |
| TULTITLÁN | 0 | 0 | 0 | 1 | 1 | 0 | 0 | 0 | 0 |
| VALLE DE BRAVO | 1 | 0 | 1 | 3 | 1 | 2 | 2 | 2 | 0 |
| VALLE DE CHALCO SOLIDARIDAD | 2 | 0 | 2 | 5 | 2 | 3 | 4 | 1 | 3 |
| VILLA DE ALLENDE | 1 | 0 | 1 | 0 | 0 | 0 | 3 | 3 | 0 |
| VILLA DEL CARBÓN | 0 | 0 | 0 | 2 | 0 | 2 | 1 | 1 | 0 |
| VILLA GUERRERO | 3 | 1 | 2 | 1 | 1 | 0 | 2 | 1 | 1 |
| VILLA VICTORIA | 5 | 4 | 1 | 3 | 1 | 2 | 1 | 0 | 1 |
| XALATLACO | 2 | 0 | 2 | 0 | 0 | 0 | 1 | 0 | 1 |
| XONACATLÁN | 1 | 1 | 0 | 0 | 0 | 0 | 1 | 0 | 1 |
| ZACAZONAPAN | 0 | 0 | 0 | 0 | 0 | 0 | 0 | 0 | 0 |
| ZACUALPAN | 1 | 0 | 1 | 0 | 0 | 0 | 0 | 0 | 0 |
| ZINACANTEPEC | 0 | 0 | 0 | 3 | 2 | 1 | 1 | 0 | 1 |
| ZUMPAHUACÁN | 0 | 0 | 0 | 0 | 0 | 0 | 0 | 0 | 0 |
| ZUMPANGO | 1 | 0 | 1 | 1 | 0 | 1 | 1 | 1 | 0 |

DEFUNCIONES REGISTRADAS DE MENORES DE UN AÑO POR MUNICIPIO SEGÚN MES DE REGISTRO Y SEXO
2006

CUADRO 2.4
(3a. parte)

| MUNICIPIO | JULIO | | | AGOSTO | | | SEPTIEMBRE | | |
|-------------------------|-------|---------|---------|--------|---------|---------|------------|---------|---------|
| | TOTAL | HOMBRES | MUJERES | TOTAL | HOMBRES | MUJERES | TOTAL | HOMBRES | MUJERES |
| ESTADO DE MÉXICO | 242 | 133 | 109 | 254 | 139 | 115 | 275 | 164 | 111 |
| ACAMBAY | 2 | 2 | 0 | 3 | 2 | 1 | 4 | 2 | 2 |
| ACOLMAN | 2 | 1 | 1 | 1 | 0 | 1 | 1 | 1 | 0 |
| ACULCO | 1 | 1 | 0 | 1 | 0 | 1 | 0 | 0 | 0 |
| ALMOLOYA DE ALQUISIRAS | 1 | 1 | 0 | 1 | 0 | 1 | 2 | 1 | 1 |
| ALMOLOYA DE JUÁREZ | 2 | 0 | 2 | 3 | 2 | 1 | 5 | 5 | 0 |
| ALMOLOYA DEL RÍO | 1 | 0 | 1 | 0 | 0 | 0 | 0 | 0 | 0 |
| AMANALCO | 0 | 0 | 0 | 1 | 1 | 0 | 1 | 0 | 1 |
| AMATEPEC | 1 | 0 | 1 | 0 | 0 | 0 | 0 | 0 | 0 |
| AMECAMECA | 1 | 0 | 1 | 3 | 1 | 2 | 6 | 6 | 0 |
| APAXCO | 0 | 0 | 0 | 0 | 0 | 0 | 1 | 1 | 0 |
| ATENCO | 1 | 1 | 0 | 0 | 0 | 0 | 0 | 0 | 0 |
| ATIZAPAN | 0 | 0 | 0 | 0 | 0 | 0 | 0 | 0 | 0 |
| ATIZAPAN DE ZARAGOZA | 6 | 6 | 0 | 8 | 6 | 2 | 9 | 5 | 4 |
| ATLACOMULCO | 2 | 1 | 1 | 8 | 6 | 2 | 5 | 3 | 2 |
| ATLAUTLA | 1 | 0 | 1 | 0 | 0 | 0 | 1 | 1 | 0 |
| AXAPUSCO | 0 | 0 | 0 | 1 | 0 | 1 | 0 | 0 | 0 |
| AYAPANGO | 0 | 0 | 0 | 0 | 0 | 0 | 0 | 0 | 0 |
| CALIMAYA | 0 | 0 | 0 | 0 | 0 | 0 | 0 | 0 | 0 |
| CAPULHÚAC | 1 | 0 | 1 | 0 | 0 | 0 | 2 | 0 | 2 |
| COACALCO DE BERRIOZABAL | 3 | 1 | 2 | 1 | 1 | 0 | 4 | 4 | 0 |
| COATEPEC HARINAS | 0 | 0 | 0 | 0 | 0 | 0 | 0 | 0 | 0 |
| COCOTITLÁN | 0 | 0 | 0 | 1 | 1 | 0 | 0 | 0 | 0 |
| COYOTEPEC | 1 | 0 | 1 | 1 | 0 | 1 | 1 | 0 | 1 |
| CUAUTITLÁN | 7 | 4 | 3 | 3 | 2 | 1 | 9 | 5 | 4 |
| CUAUTITLÁN IZCALLI | 5 | 1 | 4 | 4 | 2 | 2 | 1 | 0 | 1 |
| CHALCO | 2 | 0 | 2 | 6 | 4 | 2 | 2 | 2 | 0 |
| CHAPA DE MOTA | 1 | 0 | 1 | 0 | 0 | 0 | 0 | 0 | 0 |
| CHAPULTEPEC | 0 | 0 | 0 | 0 | 0 | 0 | 0 | 0 | 0 |
| CHIAUTLA | 1 | 0 | 1 | 0 | 0 | 0 | 3 | 1 | 2 |
| CHICOLAPAN | 0 | 0 | 0 | 4 | 0 | 4 | 2 | 0 | 2 |
| CHICONCUAC | 0 | 0 | 0 | 0 | 0 | 0 | 1 | 0 | 1 |
| CHIMALHUACÁN | 10 | 4 | 6 | 5 | 3 | 2 | 9 | 5 | 4 |
| DONATO GUERRA | 0 | 0 | 0 | 0 | 0 | 0 | 0 | 0 | 0 |
| ECATEPEC DE MORELOS | 30 | 21 | 9 | 31 | 13 | 18 | 34 | 22 | 12 |
| ECATZINGO | 0 | 0 | 0 | 0 | 0 | 0 | 0 | 0 | 0 |
| EL ORO | 0 | 0 | 0 | 0 | 0 | 0 | 0 | 0 | 0 |
| HUEHUETOCA | 2 | 0 | 2 | 3 | 2 | 1 | 2 | 0 | 2 |
| HUEYPOXTLA | 0 | 0 | 0 | 0 | 0 | 0 | 0 | 0 | 0 |
| HUIXQUILUCAN | 2 | 2 | 0 | 2 | 0 | 2 | 2 | 1 | 1 |
| ISIDRO FABELA | 0 | 0 | 0 | 0 | 0 | 0 | 0 | 0 | 0 |
| IXTAPALUCA | 2 | 1 | 1 | 1 | 1 | 0 | 1 | 0 | 1 |
| IXTAPAN DE LA SAL | 4 | 3 | 1 | 1 | 1 | 0 | 2 | 1 | 1 |
| IXTAPAN DEL ORO | 0 | 0 | 0 | 0 | 0 | 0 | 0 | 0 | 0 |
| IXTLAHUACA | 1 | 1 | 0 | 2 | 0 | 2 | 3 | 1 | 2 |
| JALTENCO | 0 | 0 | 0 | 1 | 0 | 1 | 0 | 0 | 0 |
| JILOTEPEC | 1 | 0 | 1 | 5 | 3 | 2 | 4 | 2 | 2 |
| JILOTZINGO | 0 | 0 | 0 | 0 | 0 | 0 | 0 | 0 | 0 |
| JIQUIPILCO | 0 | 0 | 0 | 1 | 1 | 0 | 0 | 0 | 0 |
| JOCOTITLÁN | 0 | 0 | 0 | 1 | 0 | 1 | 1 | 1 | 0 |
| JOQUICINGO | 0 | 0 | 0 | 1 | 1 | 0 | 1 | 1 | 0 |
| JUCHITEPEC | 0 | 0 | 0 | 2 | 1 | 1 | 0 | 0 | 0 |
| LA PAZ | 4 | 2 | 2 | 6 | 1 | 5 | 1 | 0 | 1 |
| LERMA | 0 | 0 | 0 | 0 | 0 | 0 | 0 | 0 | 0 |
| LUVIANOS | 1 | 0 | 1 | 0 | 0 | 0 | 1 | 0 | 1 |
| MALINALCO | 0 | 0 | 0 | 0 | 0 | 0 | 0 | 0 | 0 |
| MELCHOR OCAMPO | 0 | 0 | 0 | 0 | 0 | 0 | 0 | 0 | 0 |
| METEPEC | 4 | 2 | 2 | 3 | 2 | 1 | 5 | 5 | 0 |
| MEXICALTZINGO | 0 | 0 | 0 | 0 | 0 | 0 | 1 | 1 | 0 |
| MORELOS | 0 | 0 | 0 | 1 | 0 | 1 | 1 | 1 | 0 |
| NAUCALPAN DE JUÁREZ | 10 | 6 | 4 | 9 | 4 | 5 | 18 | 9 | 9 |
| NEXTLALPAN | 0 | 0 | 0 | 0 | 0 | 0 | 0 | 0 | 0 |
| NEZAHUALCÓYOTL | 7 | 5 | 2 | 19 | 12 | 7 | 15 | 9 | 6 |

(Continúa)

DEFUNCIONES REGISTRADAS DE MENORES DE UN AÑO POR MUNICIPIO SEGÚN MES DE REGISTRO Y SEXO
2006

CUADRO 2.4
(3a. parte)

| MUNICIPIO | JULIO | | | AGOSTO | | | SEPTIEMBRE | | |
|-----------------------------|-------|---------|---------|--------|---------|---------|------------|---------|---------|
| | TOTAL | HOMBRES | MUJERES | TOTAL | HOMBRES | MUJERES | TOTAL | HOMBRES | MUJERES |
| NICOLÁS ROMERO | 3 | 1 | 2 | 3 | 0 | 3 | 1 | 0 | 1 |
| NOPALTEPEC | 0 | 0 | 0 | 0 | 0 | 0 | 0 | 0 | 0 |
| OCOYOACAC | 0 | 0 | 0 | 0 | 0 | 0 | 0 | 0 | 0 |
| OCUILAN | 0 | 0 | 0 | 1 | 1 | 0 | 1 | 0 | 1 |
| OTUMBA | 0 | 0 | 0 | 0 | 0 | 0 | 1 | 1 | 0 |
| OTZOLOAPAN | 0 | 0 | 0 | 0 | 0 | 0 | 0 | 0 | 0 |
| OTZOLOTEPEC | 3 | 1 | 2 | 2 | 1 | 1 | 1 | 1 | 0 |
| OZUMBA | 0 | 0 | 0 | 0 | 0 | 0 | 0 | 0 | 0 |
| PAPALOTLA | 0 | 0 | 0 | 0 | 0 | 0 | 0 | 0 | 0 |
| POLOTITLÁN | 0 | 0 | 0 | 0 | 0 | 0 | 0 | 0 | 0 |
| RAYÓN | 0 | 0 | 0 | 0 | 0 | 0 | 0 | 0 | 0 |
| SAN ANTONIO LA ISLA | 0 | 0 | 0 | 0 | 0 | 0 | 1 | 0 | 1 |
| SAN FELIPE DEL PROGRESO | 5 | 2 | 3 | 6 | 4 | 2 | 7 | 4 | 3 |
| SAN JOSÉ DEL RINCÓN | 3 | 1 | 2 | 1 | 1 | 0 | 0 | 0 | 0 |
| SAN MARTÍN DE LAS PIRÁMIDES | 0 | 0 | 0 | 0 | 0 | 0 | 1 | 0 | 1 |
| SAN MATEO ATENCO | 0 | 0 | 0 | 0 | 0 | 0 | 2 | 2 | 0 |
| SAN SIMÓN DE GUERRERO | 0 | 0 | 0 | 0 | 0 | 0 | 0 | 0 | 0 |
| SANTO TOMÁS | 0 | 0 | 0 | 0 | 0 | 0 | 0 | 0 | 0 |
| SOYANIQUILPAN DE JUÁREZ | 0 | 0 | 0 | 0 | 0 | 0 | 0 | 0 | 0 |
| SULTEPEC | 2 | 1 | 1 | 0 | 0 | 0 | 1 | 0 | 1 |
| TECÁMAC | 2 | 1 | 1 | 1 | 0 | 1 | 4 | 3 | 1 |
| TEJUPILCO | 2 | 1 | 1 | 0 | 0 | 0 | 4 | 3 | 1 |
| TEMAMATLA | 0 | 0 | 0 | 0 | 0 | 0 | 0 | 0 | 0 |
| TEMASCALAPA | 0 | 0 | 0 | 0 | 0 | 0 | 1 | 0 | 1 |
| TEMASCALCINGO | 1 | 1 | 0 | 1 | 1 | 0 | 0 | 0 | 0 |
| TEMASCALTEPEC | 0 | 0 | 0 | 0 | 0 | 0 | 1 | 0 | 1 |
| TEMOAYA | 0 | 0 | 0 | 1 | 0 | 1 | 2 | 1 | 1 |
| TENANCINGO | 3 | 2 | 1 | 7 | 5 | 2 | 3 | 2 | 1 |
| TENANGO DEL AIRE | 0 | 0 | 0 | 0 | 0 | 0 | 0 | 0 | 0 |
| TENANGO DEL VALLE | 0 | 0 | 0 | 3 | 2 | 1 | 0 | 0 | 0 |
| TEOLOYUCÁN | 0 | 0 | 0 | 1 | 1 | 0 | 2 | 2 | 0 |
| TEOTIHUACÁN | 0 | 0 | 0 | 0 | 0 | 0 | 2 | 0 | 2 |
| TEPETLAOXTOC | 0 | 0 | 0 | 0 | 0 | 0 | 0 | 0 | 0 |
| TEPETLIXPA | 0 | 0 | 0 | 0 | 0 | 0 | 0 | 0 | 0 |
| TEPOTZOTLÁN | 0 | 0 | 0 | 0 | 0 | 0 | 0 | 0 | 0 |
| TEQUIXQUIAC | 0 | 0 | 0 | 0 | 0 | 0 | 0 | 0 | 0 |
| TEXCALTITLÁN | 0 | 0 | 0 | 0 | 0 | 0 | 1 | 1 | 0 |
| TEXCALYACAC | 0 | 0 | 0 | 0 | 0 | 0 | 0 | 0 | 0 |
| TEXCOCO | 2 | 2 | 0 | 8 | 7 | 1 | 3 | 1 | 2 |
| TEZOYUCA | 0 | 0 | 0 | 0 | 0 | 0 | 0 | 0 | 0 |
| TIANGUISTENCO | 4 | 1 | 3 | 2 | 1 | 1 | 2 | 1 | 1 |
| TIMILPAN | 0 | 0 | 0 | 0 | 0 | 0 | 0 | 0 | 0 |
| TLALMANALCO | 1 | 1 | 0 | 1 | 0 | 1 | 0 | 0 | 0 |
| TLALNEPANTLA DE BAZ | 6 | 3 | 3 | 5 | 3 | 2 | 7 | 6 | 1 |
| TLATLAYA | 0 | 0 | 0 | 1 | 1 | 0 | 0 | 0 | 0 |
| TOLUCA | 65 | 33 | 32 | 51 | 31 | 20 | 47 | 27 | 20 |
| TONANITLA | 0 | 0 | 0 | 0 | 0 | 0 | 0 | 0 | 0 |
| TONATICO | 0 | 0 | 0 | 0 | 0 | 0 | 0 | 0 | 0 |
| TULTEPEC | 0 | 0 | 0 | 1 | 1 | 0 | 0 | 0 | 0 |
| TULTITLÁN | 3 | 2 | 1 | 1 | 1 | 0 | 2 | 0 | 2 |
| VALLE DE BRAVO | 3 | 2 | 1 | 5 | 2 | 3 | 2 | 2 | 0 |
| VALLE DE CHALCO SOLIDARIDAD | 7 | 6 | 1 | 3 | 1 | 2 | 6 | 5 | 1 |
| VILLA DE ALLENDE | 1 | 1 | 0 | 0 | 0 | 0 | 0 | 0 | 0 |
| VILLA DEL CARBÓN | 0 | 0 | 0 | 0 | 0 | 0 | 1 | 1 | 0 |
| VILLA GUERRERO | 2 | 2 | 0 | 0 | 0 | 0 | 0 | 0 | 0 |
| VILLA VICTORIA | 1 | 1 | 0 | 2 | 1 | 1 | 2 | 2 | 0 |
| XALATLACO | 2 | 2 | 0 | 0 | 0 | 0 | 1 | 1 | 0 |
| XONACATLÁN | 0 | 0 | 0 | 1 | 0 | 1 | 3 | 1 | 2 |
| ZACAZONAPAN | 0 | 0 | 0 | 0 | 0 | 0 | 0 | 0 | 0 |
| ZACUALPAN | 0 | 0 | 0 | 0 | 0 | 0 | 0 | 0 | 0 |
| ZINACANTEPEC | 0 | 0 | 0 | 0 | 0 | 0 | 2 | 1 | 1 |
| ZUMPAHUACÁN | 1 | 0 | 1 | 0 | 0 | 0 | 0 | 0 | 0 |
| ZUMPANGO | 0 | 0 | 0 | 2 | 1 | 1 | 0 | 0 | 0 |

DEFUNCIONES REGISTRADAS DE MENORES DE UN AÑO POR MUNICIPIO SEGÚN MES DE REGISTRO Y SEXO
2006

CUADRO 2.4
(4a. parte y última)

| MUNICIPIO | OCTUBRE | | | NOVIEMBRE | | | DICIEMBRE | | |
|-------------------------|------------|------------|------------|------------|------------|------------|------------|------------|------------|
| | TOTAL | HOMBRES | MUJERES | TOTAL | HOMBRES | MUJERES | TOTAL | HOMBRES | MUJERES |
| ESTADO DE MÉXICO | 316 | 182 | 134 | 386 | 232 | 154 | 473 | 267 | 206 |
| ACAMBAY | 3 | 1 | 2 | 4 | 2 | 2 | 3 | 2 | 1 |
| ACOLMAN | 1 | 0 | 1 | 3 | 3 | 0 | 5 | 1 | 4 |
| ACULCO | 1 | 0 | 1 | 2 | 1 | 1 | 1 | 0 | 1 |
| ALMOLOYA DE ALQUISIRAS | 0 | 0 | 0 | 2 | 1 | 1 | 0 | 0 | 0 |
| ALMOLOYA DE JUÁREZ | 2 | 2 | 0 | 8 | 6 | 2 | 4 | 2 | 2 |
| ALMOLOYA DEL RÍO | 0 | 0 | 0 | 0 | 0 | 0 | 0 | 0 | 0 |
| AMANALCO | 0 | 0 | 0 | 0 | 0 | 0 | 1 | 1 | 0 |
| AMATEPEC | 0 | 0 | 0 | 0 | 0 | 0 | 0 | 0 | 0 |
| AMECAMECA | 6 | 4 | 2 | 8 | 5 | 3 | 4 | 2 | 2 |
| APAXCO | 0 | 0 | 0 | 0 | 0 | 0 | 0 | 0 | 0 |
| ATENCO | 0 | 0 | 0 | 0 | 0 | 0 | 2 | 0 | 2 |
| ATIZAPAN | 1 | 1 | 0 | 0 | 0 | 0 | 0 | 0 | 0 |
| ATIZAPAN DE ZARAGOZA | 6 | 4 | 2 | 12 | 10 | 2 | 10 | 5 | 5 |
| ATLACOMULCO | 4 | 3 | 1 | 12 | 8 | 4 | 7 | 5 | 2 |
| ATLAUTLA | 0 | 0 | 0 | 0 | 0 | 0 | 1 | 0 | 1 |
| AXAPUSCO | 0 | 0 | 0 | 0 | 0 | 0 | 1 | 0 | 1 |
| AYAPANGO | 0 | 0 | 0 | 0 | 0 | 0 | 0 | 0 | 0 |
| CALIMAYA | 0 | 0 | 0 | 1 | 1 | 0 | 0 | 0 | 0 |
| CAPULHÚAC | 0 | 0 | 0 | 0 | 0 | 0 | 0 | 0 | 0 |
| COACALCO DE BERRIOZABAL | 1 | 1 | 0 | 4 | 1 | 3 | 8 | 4 | 4 |
| COATEPEC HARINAS | 0 | 0 | 0 | 0 | 0 | 0 | 1 | 0 | 1 |
| COCOTITLÁN | 0 | 0 | 0 | 0 | 0 | 0 | 0 | 0 | 0 |
| COYOTEPEC | 0 | 0 | 0 | 0 | 0 | 0 | 5 | 3 | 2 |
| CUAUTITLÁN | 5 | 2 | 3 | 8 | 5 | 3 | 9 | 7 | 2 |
| CUAUTITLÁN IZCALLI | 6 | 1 | 5 | 4 | 4 | 0 | 10 | 5 | 5 |
| CHALCO | 9 | 4 | 5 | 10 | 6 | 4 | 12 | 4 | 8 |
| CHAPA DE MOTA | 0 | 0 | 0 | 1 | 1 | 0 | 1 | 1 | 0 |
| CHAPULTEPEC | 0 | 0 | 0 | 0 | 0 | 0 | 0 | 0 | 0 |
| CHIAUTLA | 0 | 0 | 0 | 0 | 0 | 0 | 1 | 1 | 0 |
| CHICOLAPAN | 2 | 1 | 1 | 3 | 2 | 1 | 5 | 3 | 2 |
| CHICONCUAC | 0 | 0 | 0 | 0 | 0 | 0 | 0 | 0 | 0 |
| CHIMALHUACÁN | 9 | 5 | 4 | 16 | 5 | 11 | 22 | 18 | 4 |
| DONATO GUERRA | 0 | 0 | 0 | 0 | 0 | 0 | 0 | 0 | 0 |
| ECATEPEC DE MORELOS | 32 | 20 | 12 | 36 | 16 | 20 | 37 | 19 | 18 |
| ECATZINGO | 0 | 0 | 0 | 0 | 0 | 0 | 2 | 1 | 1 |
| EL ORO | 0 | 0 | 0 | 0 | 0 | 0 | 0 | 0 | 0 |
| HUEHUETOCA | 1 | 1 | 0 | 1 | 0 | 1 | 3 | 2 | 1 |
| HUEYPOXTLA | 1 | 1 | 0 | 1 | 0 | 1 | 2 | 0 | 2 |
| HUIXQUILUCAN | 4 | 2 | 2 | 4 | 1 | 3 | 1 | 1 | 0 |
| ISIDRO FABELA | 0 | 0 | 0 | 0 | 0 | 0 | 1 | 0 | 1 |
| IXTAPALUCA | 4 | 2 | 2 | 3 | 3 | 0 | 7 | 4 | 3 |
| IXTAPAN DE LA SAL | 3 | 1 | 2 | 1 | 0 | 1 | 2 | 0 | 2 |
| IXTAPAN DEL ORO | 0 | 0 | 0 | 0 | 0 | 0 | 1 | 0 | 1 |
| IXTLAHUACA | 2 | 2 | 0 | 3 | 2 | 1 | 8 | 6 | 2 |
| JALTENCO | 0 | 0 | 0 | 1 | 1 | 0 | 0 | 0 | 0 |
| JILOTEPEC | 6 | 5 | 1 | 3 | 2 | 1 | 3 | 2 | 1 |
| JILOTZINGO | 0 | 0 | 0 | 0 | 0 | 0 | 1 | 1 | 0 |
| JIQUIPILCO | 0 | 0 | 0 | 2 | 1 | 1 | 3 | 0 | 3 |
| JOCOTITLÁN | 0 | 0 | 0 | 1 | 1 | 0 | 0 | 0 | 0 |
| JOQUICINGO | 0 | 0 | 0 | 1 | 0 | 1 | 0 | 0 | 0 |
| JUCHITEPEC | 1 | 1 | 0 | 0 | 0 | 0 | 0 | 0 | 0 |
| LA PAZ | 3 | 1 | 2 | 7 | 5 | 2 | 12 | 7 | 5 |
| LERMA | 1 | 1 | 0 | 1 | 1 | 0 | 0 | 0 | 0 |
| LUVIANOS | 0 | 0 | 0 | 0 | 0 | 0 | 0 | 0 | 0 |
| MALINALCO | 1 | 0 | 1 | 0 | 0 | 0 | 3 | 1 | 2 |
| MELCHOR OCAMPO | 1 | 1 | 0 | 1 | 1 | 0 | 2 | 1 | 1 |
| METEPEC | 2 | 2 | 0 | 1 | 1 | 0 | 2 | 1 | 1 |
| MEXICALTZINGO | 0 | 0 | 0 | 0 | 0 | 0 | 3 | 3 | 0 |
| MORELOS | 0 | 0 | 0 | 1 | 1 | 0 | 4 | 3 | 1 |
| NAUCALPAN DE JUÁREZ | 15 | 10 | 5 | 15 | 9 | 6 | 25 | 14 | 11 |
| NEXTLALPAN | 0 | 0 | 0 | 2 | 1 | 1 | 1 | 1 | 0 |
| NEZAHUALCÓYOTL | 18 | 12 | 6 | 15 | 9 | 6 | 18 | 12 | 6 |

(Continúa)

**DEFUNCIONES REGISTRADAS DE MENORES DE UN AÑO POR MUNICIPIO SEGÚN MES DE REGISTRO Y SEXO
2006**

**CUADRO 2.4
(4a. parte y última)**

| MUNICIPIO | OCTUBRE | | | NOVIEMBRE | | | DICIEMBRE | | |
|-----------------------------|---------|---------|---------|-----------|---------|---------|-----------|---------|---------|
| | TOTAL | HOMBRES | MUJERES | TOTAL | HOMBRES | MUJERES | TOTAL | HOMBRES | MUJERES |
| NICOLÁS ROMERO | 4 | 4 | 0 | 6 | 1 | 5 | 7 | 3 | 4 |
| NOPALTEPEC | 0 | 0 | 0 | 0 | 0 | 0 | 0 | 0 | 0 |
| OCOYOACAC | 0 | 0 | 0 | 2 | 1 | 1 | 4 | 2 | 2 |
| OCUILAN | 2 | 2 | 0 | 0 | 0 | 0 | 1 | 1 | 0 |
| OTUMBA | 0 | 0 | 0 | 0 | 0 | 0 | 2 | 1 | 1 |
| OTZOLOAPAN | 0 | 0 | 0 | 0 | 0 | 0 | 0 | 0 | 0 |
| OTZOLOTEPEC | 2 | 2 | 0 | 4 | 3 | 1 | 3 | 3 | 0 |
| OZUMBA | 0 | 0 | 0 | 0 | 0 | 0 | 1 | 0 | 1 |
| PAPALOTLA | 3 | 2 | 1 | 0 | 0 | 0 | 0 | 0 | 0 |
| POLOTITLÁN | 0 | 0 | 0 | 0 | 0 | 0 | 1 | 1 | 0 |
| RAYÓN | 1 | 0 | 1 | 1 | 0 | 1 | 0 | 0 | 0 |
| SAN ANTONIO LA ISLA | 1 | 0 | 1 | 0 | 0 | 0 | 1 | 1 | 0 |
| SAN FELIPE DEL PROGRESO | 7 | 4 | 3 | 10 | 7 | 3 | 7 | 2 | 5 |
| SAN JOSÉ DEL RINCÓN | 3 | 1 | 2 | 4 | 3 | 1 | 6 | 3 | 3 |
| SAN MARTÍN DE LAS PIRÁMIDES | 1 | 0 | 1 | 1 | 0 | 1 | 0 | 0 | 0 |
| SAN MATEO ATENCO | 0 | 0 | 0 | 4 | 2 | 2 | 0 | 0 | 0 |
| SAN SIMÓN DE GUERRERO | 0 | 0 | 0 | 0 | 0 | 0 | 1 | 1 | 0 |
| SANTO TOMÁS | 0 | 0 | 0 | 0 | 0 | 0 | 0 | 0 | 0 |
| SOYANIQUILPAN DE JUÁREZ | 0 | 0 | 0 | 0 | 0 | 0 | 1 | 1 | 0 |
| SULTEPEC | 3 | 1 | 2 | 0 | 0 | 0 | 0 | 0 | 0 |
| TECÁMAC | 3 | 1 | 2 | 4 | 3 | 1 | 4 | 3 | 1 |
| TEJUPILCO | 1 | 0 | 1 | 2 | 1 | 1 | 2 | 1 | 1 |
| TEMAMATLA | 1 | 1 | 0 | 0 | 0 | 0 | 0 | 0 | 0 |
| TEMASCALAPA | 1 | 1 | 0 | 3 | 3 | 0 | 1 | 1 | 0 |
| TEMASCALCINGO | 2 | 1 | 1 | 6 | 4 | 2 | 2 | 0 | 2 |
| TEMASCALTEPEC | 0 | 0 | 0 | 0 | 0 | 0 | 3 | 3 | 0 |
| TEMOAYA | 1 | 1 | 0 | 2 | 1 | 1 | 3 | 3 | 0 |
| TENANCINGO | 2 | 1 | 1 | 7 | 6 | 1 | 10 | 8 | 2 |
| TENANGO DEL AIRE | 0 | 0 | 0 | 0 | 0 | 0 | 0 | 0 | 0 |
| TENANGO DEL VALLE | 2 | 0 | 2 | 0 | 0 | 0 | 6 | 3 | 3 |
| TELOYUCÁN | 3 | 2 | 1 | 0 | 0 | 0 | 1 | 1 | 0 |
| TEOTIHUACÁN | 0 | 0 | 0 | 0 | 0 | 0 | 0 | 0 | 0 |
| TEPETLAOXTOC | 0 | 0 | 0 | 0 | 0 | 0 | 0 | 0 | 0 |
| TEPETLIXPA | 0 | 0 | 0 | 1 | 1 | 0 | 1 | 0 | 1 |
| TEPOTZOTLÁN | 0 | 0 | 0 | 0 | 0 | 0 | 0 | 0 | 0 |
| TEQUIXQUIAC | 0 | 0 | 0 | 0 | 0 | 0 | 0 | 0 | 0 |
| TEXCALTITLÁN | 1 | 0 | 1 | 1 | 1 | 0 | 1 | 0 | 1 |
| TEXCALYACAC | 0 | 0 | 0 | 0 | 0 | 0 | 0 | 0 | 0 |
| TEXCOCO | 2 | 2 | 0 | 4 | 2 | 2 | 6 | 4 | 2 |
| TEZOYUCA | 0 | 0 | 0 | 0 | 0 | 0 | 2 | 1 | 1 |
| TIANGUISTENCO | 2 | 2 | 0 | 2 | 2 | 0 | 2 | 2 | 0 |
| TIMILPAN | 1 | 1 | 0 | 2 | 2 | 0 | 1 | 0 | 1 |
| TLALMANALCO | 0 | 0 | 0 | 1 | 0 | 1 | 2 | 0 | 2 |
| TLALNEPANTLA DE BAZ | 11 | 6 | 5 | 18 | 13 | 5 | 16 | 11 | 5 |
| TLATLAYA | 0 | 0 | 0 | 0 | 0 | 0 | 0 | 0 | 0 |
| TOLUCA | 81 | 43 | 38 | 68 | 36 | 32 | 77 | 43 | 34 |
| TONANITLA | 0 | 0 | 0 | 0 | 0 | 0 | 1 | 1 | 0 |
| TONATICO | 0 | 0 | 0 | 0 | 0 | 0 | 0 | 0 | 0 |
| TULTEPEC | 0 | 0 | 0 | 2 | 1 | 1 | 1 | 1 | 0 |
| TULTITLÁN | 2 | 2 | 0 | 7 | 4 | 3 | 6 | 4 | 2 |
| VALLE DE BRAVO | 1 | 0 | 1 | 3 | 3 | 0 | 6 | 3 | 3 |
| VALLE DE CHALCO SOLIDARIDAD | 10 | 5 | 5 | 7 | 4 | 3 | 15 | 5 | 10 |
| VILLA DE ALLENDE | 0 | 0 | 0 | 1 | 1 | 0 | 2 | 0 | 2 |
| VILLA DEL CARBÓN | 0 | 0 | 0 | 2 | 2 | 0 | 0 | 0 | 0 |
| VILLA GUERRERO | 1 | 1 | 0 | 2 | 1 | 1 | 1 | 1 | 0 |
| VILLA VICTORIA | 4 | 1 | 3 | 4 | 4 | 0 | 3 | 2 | 1 |
| XALATLACO | 1 | 0 | 1 | 0 | 0 | 0 | 0 | 0 | 0 |
| XONACATLÁN | 1 | 1 | 0 | 1 | 1 | 0 | 0 | 0 | 0 |
| ZACAZONAPAN | 0 | 0 | 0 | 0 | 0 | 0 | 0 | 0 | 0 |
| ZACUALPAN | 0 | 0 | 0 | 0 | 0 | 0 | 1 | 0 | 1 |
| ZINACANTEPEC | 4 | 3 | 1 | 4 | 3 | 1 | 2 | 1 | 1 |
| ZUMPAHUACÁN | 0 | 0 | 0 | 0 | 0 | 0 | 0 | 0 | 0 |
| ZUMPANGO | 0 | 0 | 0 | 2 | 0 | 2 | 6 | 3 | 3 |

FUENTE: GEM, Secretaría General de Gobierno. Dirección General del Registro Civil, Movimiento Registral, 2006.

DEFUNCIONES REGISTRADAS DE 1 A 4 AÑOS POR MUNICIPIO SEGÚN MES DE REGISTRO Y SEXO
2006

CUADRO 2.5
(1a. parte)

| MUNICIPIO | ENERO | | | FEBRERO | | | MARZO | | |
|-------------------------|-----------|-----------|-----------|-----------|-----------|-----------|-----------|-----------|-----------|
| | TOTAL | HOMBRES | MUJERES | TOTAL | HOMBRES | MUJERES | TOTAL | HOMBRES | MUJERES |
| ESTADO DE MÉXICO | 70 | 36 | 34 | 47 | 27 | 20 | 57 | 33 | 24 |
| ACAMBAY | 0 | 0 | 0 | 0 | 0 | 0 | 0 | 0 | 0 |
| ACOLMAN | 1 | 1 | 0 | 0 | 0 | 0 | 0 | 0 | 0 |
| ACULCO | 0 | 0 | 0 | 0 | 0 | 0 | 1 | 1 | 0 |
| ALMOLOYA DE ALQUISIRAS | 0 | 0 | 0 | 0 | 0 | 0 | 1 | 1 | 0 |
| ALMOLOYA DE JUÁREZ | 1 | 0 | 1 | 1 | 1 | 0 | 1 | 1 | 0 |
| ALMOLOYA DEL RÍO | 0 | 0 | 0 | 0 | 0 | 0 | 0 | 0 | 0 |
| AMANALCO | 0 | 0 | 0 | 0 | 0 | 0 | 1 | 1 | 0 |
| AMATEPEC | 0 | 0 | 0 | 0 | 0 | 0 | 0 | 0 | 0 |
| AMECAMECA | 1 | 0 | 1 | 0 | 0 | 0 | 1 | 0 | 1 |
| APAXCO | 0 | 0 | 0 | 0 | 0 | 0 | 0 | 0 | 0 |
| ATENCO | 0 | 0 | 0 | 0 | 0 | 0 | 0 | 0 | 0 |
| ATIZAPAN | 0 | 0 | 0 | 0 | 0 | 0 | 0 | 0 | 0 |
| ATIZAPAN DE ZARAGOZA | 3 | 1 | 2 | 0 | 0 | 0 | 1 | 0 | 1 |
| ATLACOMULCO | 0 | 0 | 0 | 0 | 0 | 0 | 3 | 1 | 2 |
| ATLAUTLA | 0 | 0 | 0 | 0 | 0 | 0 | 2 | 2 | 0 |
| AXAPUSCO | 0 | 0 | 0 | 0 | 0 | 0 | 0 | 0 | 0 |
| AYAPANGO | 0 | 0 | 0 | 0 | 0 | 0 | 0 | 0 | 0 |
| CALIMAYA | 0 | 0 | 0 | 0 | 0 | 0 | 1 | 1 | 0 |
| CAPULHÚAC | 0 | 0 | 0 | 0 | 0 | 0 | 0 | 0 | 0 |
| COACALCO DE BERRIOZABAL | 3 | 1 | 2 | 0 | 0 | 0 | 0 | 0 | 0 |
| COATEPEC HARINAS | 0 | 0 | 0 | 0 | 0 | 0 | 0 | 0 | 0 |
| COCOTITLÁN | 0 | 0 | 0 | 0 | 0 | 0 | 0 | 0 | 0 |
| COYOTEPEC | 0 | 0 | 0 | 0 | 0 | 0 | 0 | 0 | 0 |
| CUAUTITLÁN | 0 | 0 | 0 | 0 | 0 | 0 | 0 | 0 | 0 |
| CUAUTITLÁN IZCALLI | 2 | 0 | 2 | 2 | 0 | 2 | 3 | 2 | 1 |
| CHALCO | 0 | 0 | 0 | 0 | 0 | 0 | 2 | 0 | 2 |
| CHAPA DE MOTA | 0 | 0 | 0 | 0 | 0 | 0 | 0 | 0 | 0 |
| CHAPULTEPEC | 0 | 0 | 0 | 0 | 0 | 0 | 0 | 0 | 0 |
| CHIAUTLA | 0 | 0 | 0 | 0 | 0 | 0 | 0 | 0 | 0 |
| CHICOLOAPAN | 0 | 0 | 0 | 0 | 0 | 0 | 1 | 1 | 0 |
| CHICONCUAC | 0 | 0 | 0 | 0 | 0 | 0 | 0 | 0 | 0 |
| CHIMALHUACÁN | 1 | 1 | 0 | 1 | 0 | 1 | 1 | 1 | 0 |
| DONATO GUERRA | 0 | 0 | 0 | 0 | 0 | 0 | 0 | 0 | 0 |
| ECATEPEC DE MORELOS | 5 | 4 | 1 | 7 | 2 | 5 | 4 | 2 | 2 |
| ECATZINGO | 0 | 0 | 0 | 0 | 0 | 0 | 0 | 0 | 0 |
| EL ORO | 1 | 1 | 0 | 0 | 0 | 0 | 0 | 0 | 0 |
| HUEHUETOCA | 1 | 0 | 1 | 0 | 0 | 0 | 0 | 0 | 0 |
| HUEYPOXTLA | 0 | 0 | 0 | 0 | 0 | 0 | 0 | 0 | 0 |
| HUIXQUILUCAN | 0 | 0 | 0 | 0 | 0 | 0 | 1 | 0 | 1 |
| ISIDRO FABELA | 0 | 0 | 0 | 0 | 0 | 0 | 0 | 0 | 0 |
| IXTAPALUCA | 0 | 0 | 0 | 0 | 0 | 0 | 1 | 1 | 0 |
| IXTAPAN DE LA SAL | 1 | 0 | 1 | 1 | 1 | 0 | 0 | 0 | 0 |
| IXTAPAN DEL ORO | 0 | 0 | 0 | 0 | 0 | 0 | 0 | 0 | 0 |
| IXTLAHUACA | 0 | 0 | 0 | 4 | 2 | 2 | 0 | 0 | 0 |
| JALTENCO | 0 | 0 | 0 | 0 | 0 | 0 | 0 | 0 | 0 |
| JILOTEPEC | 2 | 2 | 0 | 1 | 1 | 0 | 0 | 0 | 0 |
| JILOTZINGO | 0 | 0 | 0 | 0 | 0 | 0 | 0 | 0 | 0 |
| JIQUIPILCO | 0 | 0 | 0 | 1 | 1 | 0 | 2 | 2 | 0 |
| JOCOTITLÁN | 1 | 0 | 1 | 0 | 0 | 0 | 1 | 1 | 0 |
| JOQUICINGO | 0 | 0 | 0 | 0 | 0 | 0 | 0 | 0 | 0 |
| JUCHITEPEC | 0 | 0 | 0 | 2 | 2 | 0 | 1 | 0 | 1 |
| LA PAZ | 1 | 1 | 0 | 0 | 0 | 0 | 0 | 0 | 0 |
| LERMA | 2 | 1 | 1 | 1 | 1 | 0 | 1 | 0 | 1 |
| LUVIANOS | 1 | 1 | 0 | 0 | 0 | 0 | 0 | 0 | 0 |
| MALINALCO | 0 | 0 | 0 | 0 | 0 | 0 | 0 | 0 | 0 |
| MELCHOR OCAMPO | 0 | 0 | 0 | 0 | 0 | 0 | 0 | 0 | 0 |
| METEPEC | 1 | 0 | 1 | 0 | 0 | 0 | 0 | 0 | 0 |
| MEXICALTZINGO | 0 | 0 | 0 | 0 | 0 | 0 | 0 | 0 | 0 |
| MORELOS | 0 | 0 | 0 | 0 | 0 | 0 | 1 | 0 | 1 |
| NAUCALPAN DE JUÁREZ | 4 | 4 | 0 | 3 | 1 | 2 | 0 | 0 | 0 |
| NEXTLALPAN | 0 | 0 | 0 | 0 | 0 | 0 | 0 | 0 | 0 |
| NEZAHUALCÓYOTL | 1 | 1 | 0 | 3 | 2 | 1 | 1 | 1 | 0 |

(Continúa)

DEFUNCIONES REGISTRADAS DE 1 A 4 AÑOS POR MUNICIPIO SEGÚN MES DE REGISTRO Y SEXO
2006

CUADRO 2.5
(1a. parte)

| MUNICIPIO | ENERO | | | FEBRERO | | | MARZO | | |
|-----------------------------|-------|---------|---------|---------|---------|---------|-------|---------|---------|
| | TOTAL | HOMBRES | MUJERES | TOTAL | HOMBRES | MUJERES | TOTAL | HOMBRES | MUJERES |
| NICOLÁS ROMERO | 2 | 0 | 2 | 0 | 0 | 0 | 1 | 1 | 0 |
| NOPALTEPEC | 0 | 0 | 0 | 0 | 0 | 0 | 0 | 0 | 0 |
| OCOYOACAC | 0 | 0 | 0 | 0 | 0 | 0 | 1 | 1 | 0 |
| OCUILAN | 0 | 0 | 0 | 0 | 0 | 0 | 0 | 0 | 0 |
| OTUMBA | 0 | 0 | 0 | 0 | 0 | 0 | 0 | 0 | 0 |
| OTZOLOAPAN | 0 | 0 | 0 | 1 | 1 | 0 | 0 | 0 | 0 |
| OTZOLOTEPEC | 0 | 0 | 0 | 0 | 0 | 0 | 1 | 0 | 1 |
| OZUMBA | 1 | 1 | 0 | 0 | 0 | 0 | 0 | 0 | 0 |
| PAPALOTLA | 0 | 0 | 0 | 0 | 0 | 0 | 0 | 0 | 0 |
| POLOTITLÁN | 0 | 0 | 0 | 0 | 0 | 0 | 0 | 0 | 0 |
| RAYÓN | 0 | 0 | 0 | 0 | 0 | 0 | 0 | 0 | 0 |
| SAN ANTONIO LA ISLA | 0 | 0 | 0 | 0 | 0 | 0 | 0 | 0 | 0 |
| SAN FELIPE DEL PROGRESO | 2 | 1 | 1 | 0 | 0 | 0 | 2 | 0 | 2 |
| SAN JOSÉ DEL RINCÓN | 2 | 0 | 2 | 2 | 1 | 1 | 1 | 1 | 0 |
| SAN MARTÍN DE LAS PIRÁMIDES | 2 | 1 | 1 | 0 | 0 | 0 | 0 | 0 | 0 |
| SAN MATEO ATENCO | 3 | 2 | 1 | 1 | 1 | 0 | 0 | 0 | 0 |
| SAN SIMÓN DE GUERRERO | 0 | 0 | 0 | 0 | 0 | 0 | 0 | 0 | 0 |
| SANTO TOMÁS | 0 | 0 | 0 | 0 | 0 | 0 | 0 | 0 | 0 |
| SOYANIQUEPAN DE JUÁREZ | 0 | 0 | 0 | 0 | 0 | 0 | 0 | 0 | 0 |
| SULTEPEC | 0 | 0 | 0 | 0 | 0 | 0 | 0 | 0 | 0 |
| TECÁMAC | 1 | 0 | 1 | 0 | 0 | 0 | 0 | 0 | 0 |
| TEJUPILCO | 0 | 0 | 0 | 0 | 0 | 0 | 0 | 0 | 0 |
| TEMAMATLA | 0 | 0 | 0 | 0 | 0 | 0 | 0 | 0 | 0 |
| TEMASCALAPA | 0 | 0 | 0 | 1 | 1 | 0 | 0 | 0 | 0 |
| TEMASCALCINGO | 2 | 0 | 2 | 0 | 0 | 0 | 1 | 1 | 0 |
| TEMASCALTEPEC | 0 | 0 | 0 | 0 | 0 | 0 | 0 | 0 | 0 |
| TEMOAYA | 1 | 1 | 0 | 1 | 1 | 0 | 0 | 0 | 0 |
| TENANCINGO | 1 | 0 | 1 | 1 | 1 | 0 | 2 | 2 | 0 |
| TENANGO DEL AIRE | 0 | 0 | 0 | 0 | 0 | 0 | 0 | 0 | 0 |
| TENANGO DEL VALLE | 0 | 0 | 0 | 1 | 1 | 0 | 0 | 0 | 0 |
| TEOLOYUCÁN | 0 | 0 | 0 | 0 | 0 | 0 | 0 | 0 | 0 |
| TEOTIHUACÁN | 0 | 0 | 0 | 0 | 0 | 0 | 0 | 0 | 0 |
| TEPETLAOXTOC | 0 | 0 | 0 | 0 | 0 | 0 | 0 | 0 | 0 |
| TEPETLIXPA | 0 | 0 | 0 | 0 | 0 | 0 | 0 | 0 | 0 |
| TEPOTZOTLÁN | 1 | 0 | 1 | 1 | 0 | 1 | 0 | 0 | 0 |
| TEQUIXQUIAC | 0 | 0 | 0 | 0 | 0 | 0 | 0 | 0 | 0 |
| TEXCALTITLÁN | 1 | 0 | 1 | 0 | 0 | 0 | 0 | 0 | 0 |
| TEXCALYACAC | 0 | 0 | 0 | 0 | 0 | 0 | 0 | 0 | 0 |
| TEXCOCO | 1 | 0 | 1 | 0 | 0 | 0 | 1 | 1 | 0 |
| TEZOYUCA | 0 | 0 | 0 | 0 | 0 | 0 | 0 | 0 | 0 |
| TIANGUISTENCO | 0 | 0 | 0 | 0 | 0 | 0 | 1 | 0 | 1 |
| TIMILPAN | 0 | 0 | 0 | 0 | 0 | 0 | 0 | 0 | 0 |
| TLALMANALCO | 0 | 0 | 0 | 0 | 0 | 0 | 0 | 0 | 0 |
| TLALNEPANTLA DE BAZ | 1 | 0 | 1 | 0 | 0 | 0 | 2 | 0 | 2 |
| TLATLAYA | 0 | 0 | 0 | 0 | 0 | 0 | 0 | 0 | 0 |
| TOLUCA | 10 | 7 | 3 | 3 | 1 | 2 | 8 | 5 | 3 |
| TONANITLA | 0 | 0 | 0 | 0 | 0 | 0 | 0 | 0 | 0 |
| TONATICO | 0 | 0 | 0 | 0 | 0 | 0 | 0 | 0 | 0 |
| TULTEPEC | 0 | 0 | 0 | 2 | 0 | 2 | 0 | 0 | 0 |
| TULTITLÁN | 1 | 0 | 1 | 0 | 0 | 0 | 0 | 0 | 0 |
| VALLE DE BRAVO | 0 | 0 | 0 | 0 | 0 | 0 | 0 | 0 | 0 |
| VALLE DE CHALCO SOLIDARIDAD | 1 | 0 | 1 | 1 | 1 | 0 | 1 | 1 | 0 |
| VILLA DE ALLENDE | 0 | 0 | 0 | 1 | 1 | 0 | 1 | 0 | 1 |
| VILLA DEL CARBÓN | 0 | 0 | 0 | 1 | 1 | 0 | 0 | 0 | 0 |
| VILLA GUERRERO | 0 | 0 | 0 | 1 | 1 | 0 | 1 | 1 | 0 |
| VILLA VICTORIA | 1 | 1 | 0 | 1 | 1 | 0 | 1 | 0 | 1 |
| XALATLACO | 0 | 0 | 0 | 0 | 0 | 0 | 0 | 0 | 0 |
| XONACATLÁN | 0 | 0 | 0 | 1 | 0 | 1 | 0 | 0 | 0 |
| ZACAZONAPAN | 0 | 0 | 0 | 0 | 0 | 0 | 0 | 0 | 0 |
| ZACUALPAN | 0 | 0 | 0 | 0 | 0 | 0 | 0 | 0 | 0 |
| ZINACANTEPEC | 3 | 3 | 0 | 0 | 0 | 0 | 0 | 0 | 0 |
| ZUMPAHUACÁN | 0 | 0 | 0 | 0 | 0 | 0 | 0 | 0 | 0 |
| ZUMPANGO | 0 | 0 | 0 | 0 | 0 | 0 | 0 | 0 | 0 |

DEFUNCIONES REGISTRADAS DE 1 A 4 AÑOS POR MUNICIPIO SEGÚN MES DE REGISTRO Y SEXO
2006

CUADRO 2.5
(2a. parte)

| MUNICIPIO | ABRIL | | | MAYO | | | JUNIO | | |
|-------------------------|-------|---------|---------|-------|---------|---------|-------|---------|---------|
| | TOTAL | HOMBRES | MUJERES | TOTAL | HOMBRES | MUJERES | TOTAL | HOMBRES | MUJERES |
| ESTADO DE MÉXICO | 41 | 26 | 15 | 43 | 26 | 17 | 32 | 20 | 12 |
| ACAMBAY | 1 | 0 | 1 | 0 | 0 | 0 | 0 | 0 | 0 |
| ACOLMAN | 0 | 0 | 0 | 1 | 1 | 0 | 0 | 0 | 0 |
| ACULCO | 0 | 0 | 0 | 0 | 0 | 0 | 1 | 1 | 0 |
| ALMOLOYA DE ALQUISIRAS | 0 | 0 | 0 | 0 | 0 | 0 | 0 | 0 | 0 |
| ALMOLOYA DE JUÁREZ | 1 | 1 | 0 | 0 | 0 | 0 | 1 | 1 | 0 |
| ALMOLOYA DEL RÍO | 0 | 0 | 0 | 0 | 0 | 0 | 0 | 0 | 0 |
| AMANALCO | 0 | 0 | 0 | 0 | 0 | 0 | 0 | 0 | 0 |
| AMATEPEC | 0 | 0 | 0 | 0 | 0 | 0 | 0 | 0 | 0 |
| AMECAMECA | 0 | 0 | 0 | 1 | 1 | 0 | 0 | 0 | 0 |
| APAXCO | 0 | 0 | 0 | 0 | 0 | 0 | 0 | 0 | 0 |
| ATENCO | 0 | 0 | 0 | 0 | 0 | 0 | 0 | 0 | 0 |
| ATIZAPAN | 0 | 0 | 0 | 0 | 0 | 0 | 0 | 0 | 0 |
| ATIZAPAN DE ZARAGOZA | 0 | 0 | 0 | 1 | 1 | 0 | 1 | 1 | 0 |
| ATLACOMULCO | 1 | 1 | 0 | 1 | 1 | 0 | 1 | 1 | 0 |
| ATLAUTLA | 0 | 0 | 0 | 0 | 0 | 0 | 0 | 0 | 0 |
| AXAPUSCO | 0 | 0 | 0 | 0 | 0 | 0 | 0 | 0 | 0 |
| AYAPANGO | 1 | 1 | 0 | 0 | 0 | 0 | 0 | 0 | 0 |
| CALIMAYA | 0 | 0 | 0 | 0 | 0 | 0 | 1 | 1 | 0 |
| CAPULHÚAC | 0 | 0 | 0 | 0 | 0 | 0 | 1 | 1 | 0 |
| COACALCO DE BERRIOZABAL | 0 | 0 | 0 | 1 | 0 | 1 | 1 | 1 | 0 |
| COATEPEC HARINAS | 0 | 0 | 0 | 0 | 0 | 0 | 0 | 0 | 0 |
| COCOTITLÁN | 0 | 0 | 0 | 0 | 0 | 0 | 0 | 0 | 0 |
| COYOTEPEC | 0 | 0 | 0 | 0 | 0 | 0 | 0 | 0 | 0 |
| CUAUTITLÁN | 0 | 0 | 0 | 0 | 0 | 0 | 0 | 0 | 0 |
| CUAUTITLÁN IZCALLI | 1 | 1 | 0 | 2 | 0 | 2 | 1 | 1 | 0 |
| CHALCO | 0 | 0 | 0 | 1 | 1 | 0 | 1 | 0 | 1 |
| CHAPA DE MOTA | 0 | 0 | 0 | 0 | 0 | 0 | 0 | 0 | 0 |
| CHAPULTEPEC | 0 | 0 | 0 | 0 | 0 | 0 | 0 | 0 | 0 |
| CHIAUTLA | 0 | 0 | 0 | 0 | 0 | 0 | 0 | 0 | 0 |
| CHICOLOAPAN | 1 | 1 | 0 | 0 | 0 | 0 | 1 | 0 | 1 |
| CHICONCUAC | 0 | 0 | 0 | 0 | 0 | 0 | 0 | 0 | 0 |
| CHIMALHUACÁN | 0 | 0 | 0 | 1 | 0 | 1 | 1 | 1 | 0 |
| DONATO GUERRA | 1 | 1 | 0 | 0 | 0 | 0 | 0 | 0 | 0 |
| ECATEPEC DE MORELOS | 1 | 1 | 0 | 2 | 2 | 0 | 2 | 2 | 0 |
| ECATZINGO | 0 | 0 | 0 | 0 | 0 | 0 | 0 | 0 | 0 |
| EL ORO | 0 | 0 | 0 | 0 | 0 | 0 | 0 | 0 | 0 |
| HUEHUETOCA | 0 | 0 | 0 | 0 | 0 | 0 | 0 | 0 | 0 |
| HUEYPOXTLA | 0 | 0 | 0 | 0 | 0 | 0 | 0 | 0 | 0 |
| HUIXQUILUCAN | 1 | 1 | 0 | 1 | 0 | 1 | 1 | 1 | 0 |
| ISIDRO FABELA | 0 | 0 | 0 | 0 | 0 | 0 | 0 | 0 | 0 |
| IXTAPALUCA | 0 | 0 | 0 | 0 | 0 | 0 | 1 | 1 | 0 |
| IXTAPAN DE LA SAL | 1 | 0 | 1 | 0 | 0 | 0 | 0 | 0 | 0 |
| IXTAPAN DEL ORO | 0 | 0 | 0 | 0 | 0 | 0 | 0 | 0 | 0 |
| IXTLAHUACA | 0 | 0 | 0 | 0 | 0 | 0 | 0 | 0 | 0 |
| JALTENCO | 0 | 0 | 0 | 0 | 0 | 0 | 0 | 0 | 0 |
| JILOTEPEC | 2 | 1 | 1 | 0 | 0 | 0 | 0 | 0 | 0 |
| JILOTZINGO | 0 | 0 | 0 | 0 | 0 | 0 | 0 | 0 | 0 |
| JQUIPILCO | 1 | 1 | 0 | 0 | 0 | 0 | 0 | 0 | 0 |
| JOCOTITLÁN | 0 | 0 | 0 | 0 | 0 | 0 | 0 | 0 | 0 |
| JOQUICINGO | 1 | 1 | 0 | 0 | 0 | 0 | 0 | 0 | 0 |
| JUCHITEPEC | 0 | 0 | 0 | 0 | 0 | 0 | 0 | 0 | 0 |
| LA PAZ | 0 | 0 | 0 | 0 | 0 | 0 | 0 | 0 | 0 |
| LERMA | 0 | 0 | 0 | 0 | 0 | 0 | 0 | 0 | 0 |
| LUVIANOS | 2 | 2 | 0 | 0 | 0 | 0 | 1 | 0 | 1 |
| MALINALCO | 0 | 0 | 0 | 0 | 0 | 0 | 0 | 0 | 0 |
| MELCHOR OCAMPO | 0 | 0 | 0 | 0 | 0 | 0 | 0 | 0 | 0 |
| METEPEC | 0 | 0 | 0 | 1 | 0 | 1 | 0 | 0 | 0 |
| MEXICALTZINGO | 0 | 0 | 0 | 0 | 0 | 0 | 0 | 0 | 0 |
| MORELOS | 0 | 0 | 0 | 0 | 0 | 0 | 0 | 0 | 0 |
| NAUCALPAN DE JUÁREZ | 3 | 3 | 0 | 4 | 2 | 2 | 3 | 1 | 2 |
| NEXTLALPAN | 0 | 0 | 0 | 0 | 0 | 0 | 0 | 0 | 0 |
| NEZAHUALCÓYOTL | 3 | 0 | 3 | 2 | 0 | 2 | 0 | 0 | 0 |

(Continúa)

DEFUNCIONES REGISTRADAS DE 1 A 4 AÑOS POR MUNICIPIO SEGÚN MES DE REGISTRO Y SEXO
2006

CUADRO 2.5
(2a. parte)

| MUNICIPIO | ABRIL | | | MAYO | | | JUNIO | | |
|-----------------------------|-------|---------|---------|-------|---------|---------|-------|---------|---------|
| | TOTAL | HOMBRES | MUJERES | TOTAL | HOMBRES | MUJERES | TOTAL | HOMBRES | MUJERES |
| NICOLÁS ROMERO | 0 | 0 | 0 | 0 | 0 | 0 | 0 | 0 | 0 |
| NOPALTEPEC | 0 | 0 | 0 | 0 | 0 | 0 | 0 | 0 | 0 |
| OCOYOACAC | 1 | 0 | 1 | 0 | 0 | 0 | 0 | 0 | 0 |
| OCUILAN | 0 | 0 | 0 | 0 | 0 | 0 | 0 | 0 | 0 |
| OTUMBA | 0 | 0 | 0 | 0 | 0 | 0 | 0 | 0 | 0 |
| OTZOLOAPAN | 0 | 0 | 0 | 0 | 0 | 0 | 0 | 0 | 0 |
| OTZOLOTEPEC | 0 | 0 | 0 | 0 | 0 | 0 | 1 | 1 | 0 |
| OZUMBA | 0 | 0 | 0 | 0 | 0 | 0 | 0 | 0 | 0 |
| PAPALOTLA | 0 | 0 | 0 | 0 | 0 | 0 | 0 | 0 | 0 |
| POLOTITLÁN | 0 | 0 | 0 | 0 | 0 | 0 | 0 | 0 | 0 |
| RAYÓN | 0 | 0 | 0 | 0 | 0 | 0 | 0 | 0 | 0 |
| SAN ANTONIO LA ISLA | 1 | 0 | 1 | 0 | 0 | 0 | 0 | 0 | 0 |
| SAN FELIPE DEL PROGRESO | 0 | 0 | 0 | 3 | 1 | 2 | 2 | 1 | 1 |
| SAN JOSÉ DEL RINCÓN | 0 | 0 | 0 | 1 | 1 | 0 | 0 | 0 | 0 |
| SAN MARTÍN DE LAS PIRÁMIDES | 0 | 0 | 0 | 0 | 0 | 0 | 0 | 0 | 0 |
| SAN MATEO ATENCO | 0 | 0 | 0 | 1 | 0 | 1 | 0 | 0 | 0 |
| SAN SIMÓN DE GUERRERO | 0 | 0 | 0 | 0 | 0 | 0 | 0 | 0 | 0 |
| SANTO TOMÁS | 0 | 0 | 0 | 0 | 0 | 0 | 0 | 0 | 0 |
| SOYANIQUILPAN DE JUÁREZ | 0 | 0 | 0 | 0 | 0 | 0 | 0 | 0 | 0 |
| SULTEPEC | 0 | 0 | 0 | 0 | 0 | 0 | 0 | 0 | 0 |
| TECÁMAC | 1 | 0 | 1 | 1 | 1 | 0 | 1 | 1 | 0 |
| TEJUPILCO | 0 | 0 | 0 | 0 | 0 | 0 | 1 | 0 | 1 |
| TEMAMATLA | 0 | 0 | 0 | 0 | 0 | 0 | 0 | 0 | 0 |
| TEMASCALAPA | 1 | 0 | 1 | 0 | 0 | 0 | 0 | 0 | 0 |
| TEMASCALCINGO | 0 | 0 | 0 | 0 | 0 | 0 | 0 | 0 | 0 |
| TEMASCALTEPEC | 0 | 0 | 0 | 0 | 0 | 0 | 0 | 0 | 0 |
| TEMOAYA | 0 | 0 | 0 | 0 | 0 | 0 | 0 | 0 | 0 |
| TENANCINGO | 0 | 0 | 0 | 0 | 0 | 0 | 0 | 0 | 0 |
| TENANGO DEL AIRE | 0 | 0 | 0 | 0 | 0 | 0 | 0 | 0 | 0 |
| TENANGO DEL VALLE | 1 | 1 | 0 | 1 | 1 | 0 | 0 | 0 | 0 |
| TEOLOYUCÁN | 0 | 0 | 0 | 1 | 1 | 0 | 0 | 0 | 0 |
| TEOTIHUACÁN | 0 | 0 | 0 | 0 | 0 | 0 | 0 | 0 | 0 |
| TEPETLAOXTOC | 0 | 0 | 0 | 0 | 0 | 0 | 0 | 0 | 0 |
| TEPETLIXPA | 1 | 0 | 1 | 0 | 0 | 0 | 0 | 0 | 0 |
| TEPOTZOTLÁN | 0 | 0 | 0 | 0 | 0 | 0 | 1 | 0 | 1 |
| TEQUIXQUIAC | 0 | 0 | 0 | 0 | 0 | 0 | 0 | 0 | 0 |
| TEXCALTITLÁN | 0 | 0 | 0 | 1 | 0 | 1 | 0 | 0 | 0 |
| TEXCALYACAC | 0 | 0 | 0 | 1 | 1 | 0 | 0 | 0 | 0 |
| TEXCOCO | 2 | 1 | 1 | 1 | 1 | 0 | 0 | 0 | 0 |
| TEZOYUCA | 0 | 0 | 0 | 0 | 0 | 0 | 0 | 0 | 0 |
| TIANGUISTENCO | 0 | 0 | 0 | 0 | 0 | 0 | 0 | 0 | 0 |
| TIMILPAN | 0 | 0 | 0 | 0 | 0 | 0 | 0 | 0 | 0 |
| TLALMANALCO | 0 | 0 | 0 | 0 | 0 | 0 | 0 | 0 | 0 |
| TLALNEPANTLA DE BAZ | 0 | 0 | 0 | 0 | 0 | 0 | 0 | 0 | 0 |
| TLATLAYA | 0 | 0 | 0 | 1 | 1 | 0 | 0 | 0 | 0 |
| TOLUCA | 5 | 3 | 2 | 7 | 5 | 2 | 2 | 1 | 1 |
| TONANITLA | 1 | 1 | 0 | 0 | 0 | 0 | 0 | 0 | 0 |
| TONATICO | 0 | 0 | 0 | 0 | 0 | 0 | 0 | 0 | 0 |
| TULTEPEC | 0 | 0 | 0 | 1 | 1 | 0 | 0 | 0 | 0 |
| TULTITLÁN | 0 | 0 | 0 | 0 | 0 | 0 | 0 | 0 | 0 |
| VALLE DE BRAVO | 1 | 1 | 0 | 0 | 0 | 0 | 0 | 0 | 0 |
| VALLE DE CHALCO SOLIDARIDAD | 3 | 2 | 1 | 1 | 1 | 0 | 2 | 1 | 1 |
| VILLA DE ALLENDE | 0 | 0 | 0 | 1 | 1 | 0 | 0 | 0 | 0 |
| VILLA DEL CARBÓN | 0 | 0 | 0 | 0 | 0 | 0 | 0 | 0 | 0 |
| VILLA GUERRERO | 0 | 0 | 0 | 0 | 0 | 0 | 0 | 0 | 0 |
| VILLA VICTORIA | 1 | 1 | 0 | 0 | 0 | 0 | 1 | 0 | 1 |
| XALATLACO | 0 | 0 | 0 | 0 | 0 | 0 | 0 | 0 | 0 |
| XONACATLÁN | 0 | 0 | 0 | 0 | 0 | 0 | 0 | 0 | 0 |
| ZACAZONAPAN | 0 | 0 | 0 | 0 | 0 | 0 | 0 | 0 | 0 |
| ZACUALPAN | 0 | 0 | 0 | 0 | 0 | 0 | 0 | 0 | 0 |
| ZINACANTEPEC | 0 | 0 | 0 | 1 | 1 | 0 | 1 | 1 | 0 |
| ZUMPAHUACÁN | 0 | 0 | 0 | 0 | 0 | 0 | 0 | 0 | 0 |
| ZUMPANGO | 0 | 0 | 0 | 1 | 0 | 1 | 1 | 0 | 1 |

DEFUNCIONES REGISTRADAS DE 1 A 4 AÑOS POR MUNICIPIO SEGÚN MES DE REGISTRO Y SEXO
2006

CUADRO 2.5
(3a. parte)

| MUNICIPIO | JULIO | | | AGOSTO | | | SEPTIEMBRE | | |
|-------------------------|-------|---------|---------|--------|---------|---------|------------|---------|---------|
| | TOTAL | HOMBRES | MUJERES | TOTAL | HOMBRES | MUJERES | TOTAL | HOMBRES | MUJERES |
| ESTADO DE MÉXICO | 34 | 22 | 12 | 45 | 22 | 23 | 47 | 30 | 17 |
| ACAMBAY | 0 | 0 | 0 | 0 | 0 | 0 | 1 | 0 | 1 |
| ACOLMAN | 0 | 0 | 0 | 0 | 0 | 0 | 0 | 0 | 0 |
| ACULCO | 1 | 1 | 0 | 0 | 0 | 0 | 0 | 0 | 0 |
| ALMOLOYA DE ALQUISIRAS | 0 | 0 | 0 | 0 | 0 | 0 | 0 | 0 | 0 |
| ALMOLOYA DE JUÁREZ | 1 | 1 | 0 | 1 | 0 | 1 | 0 | 0 | 0 |
| ALMOLOYA DEL RÍO | 0 | 0 | 0 | 0 | 0 | 0 | 0 | 0 | 0 |
| AMANALCO | 0 | 0 | 0 | 0 | 0 | 0 | 0 | 0 | 0 |
| AMATEPEC | 0 | 0 | 0 | 0 | 0 | 0 | 0 | 0 | 0 |
| AMECAMECA | 0 | 0 | 0 | 0 | 0 | 0 | 0 | 0 | 0 |
| APAXCO | 0 | 0 | 0 | 1 | 0 | 1 | 0 | 0 | 0 |
| ATENCO | 0 | 0 | 0 | 0 | 0 | 0 | 0 | 0 | 0 |
| ATIZAPAN | 0 | 0 | 0 | 0 | 0 | 0 | 0 | 0 | 0 |
| ATIZAPAN DE ZARAGOZA | 1 | 1 | 0 | 0 | 0 | 0 | 1 | 1 | 0 |
| ATLACOMULCO | 1 | 1 | 0 | 2 | 0 | 2 | 2 | 1 | 1 |
| ATLAUTLA | 0 | 0 | 0 | 0 | 0 | 0 | 0 | 0 | 0 |
| AXAPUSCO | 0 | 0 | 0 | 0 | 0 | 0 | 0 | 0 | 0 |
| AYAPANGO | 0 | 0 | 0 | 0 | 0 | 0 | 0 | 0 | 0 |
| CALIMAYA | 0 | 0 | 0 | 0 | 0 | 0 | 0 | 0 | 0 |
| CAPULHÚAC | 0 | 0 | 0 | 2 | 1 | 1 | 0 | 0 | 0 |
| COACALCO DE BERRIOZABAL | 0 | 0 | 0 | 2 | 0 | 2 | 0 | 0 | 0 |
| COATEPEC HARINAS | 0 | 0 | 0 | 0 | 0 | 0 | 0 | 0 | 0 |
| COCOTITLÁN | 0 | 0 | 0 | 0 | 0 | 0 | 0 | 0 | 0 |
| COYOTEPEC | 0 | 0 | 0 | 0 | 0 | 0 | 0 | 0 | 0 |
| CUAUTITLÁN | 0 | 0 | 0 | 0 | 0 | 0 | 0 | 0 | 0 |
| CUAUTITLÁN IZCALLI | 0 | 0 | 0 | 0 | 0 | 0 | 1 | 1 | 0 |
| CHALCO | 0 | 0 | 0 | 2 | 0 | 2 | 0 | 0 | 0 |
| CHAPA DE MOTA | 0 | 0 | 0 | 0 | 0 | 0 | 0 | 0 | 0 |
| CHAPULTEPEC | 0 | 0 | 0 | 0 | 0 | 0 | 0 | 0 | 0 |
| CHIAUTLA | 0 | 0 | 0 | 0 | 0 | 0 | 0 | 0 | 0 |
| CHICOLOAPAN | 1 | 1 | 0 | 0 | 0 | 0 | 0 | 0 | 0 |
| CHICONCUAC | 0 | 0 | 0 | 0 | 0 | 0 | 0 | 0 | 0 |
| CHIMALHUACÁN | 0 | 0 | 0 | 0 | 0 | 0 | 2 | 2 | 0 |
| DONATO GUERRA | 0 | 0 | 0 | 0 | 0 | 0 | 0 | 0 | 0 |
| ECATEPEC DE MORELOS | 1 | 1 | 0 | 1 | 0 | 1 | 4 | 3 | 1 |
| ECATZINGO | 0 | 0 | 0 | 0 | 0 | 0 | 0 | 0 | 0 |
| EL ORO | 0 | 0 | 0 | 0 | 0 | 0 | 0 | 0 | 0 |
| HUEHUETOCA | 0 | 0 | 0 | 0 | 0 | 0 | 0 | 0 | 0 |
| HUEYPOXTLA | 0 | 0 | 0 | 0 | 0 | 0 | 0 | 0 | 0 |
| HUIXQUILUCAN | 0 | 0 | 0 | 2 | 2 | 0 | 0 | 0 | 0 |
| ISIDRO FABELA | 0 | 0 | 0 | 0 | 0 | 0 | 0 | 0 | 0 |
| IXTAPALUCA | 1 | 1 | 0 | 0 | 0 | 0 | 1 | 1 | 0 |
| IXTAPAN DE LA SAL | 1 | 1 | 0 | 0 | 0 | 0 | 1 | 1 | 0 |
| IXTAPAN DEL ORO | 0 | 0 | 0 | 0 | 0 | 0 | 0 | 0 | 0 |
| IXTLAHUACA | 1 | 0 | 1 | 1 | 1 | 0 | 0 | 0 | 0 |
| JALTENCO | 0 | 0 | 0 | 0 | 0 | 0 | 0 | 0 | 0 |
| JILOTEPEC | 2 | 0 | 2 | 1 | 1 | 0 | 0 | 0 | 0 |
| JILOTZINGO | 0 | 0 | 0 | 0 | 0 | 0 | 0 | 0 | 0 |
| JQUIPILCO | 0 | 0 | 0 | 0 | 0 | 0 | 0 | 0 | 0 |
| JOCOTITLÁN | 0 | 0 | 0 | 0 | 0 | 0 | 0 | 0 | 0 |
| JOQUICINGO | 0 | 0 | 0 | 0 | 0 | 0 | 0 | 0 | 0 |
| JUCHITEPEC | 0 | 0 | 0 | 0 | 0 | 0 | 0 | 0 | 0 |
| LA PAZ | 0 | 0 | 0 | 0 | 0 | 0 | 1 | 0 | 1 |
| LERMA | 0 | 0 | 0 | 0 | 0 | 0 | 1 | 1 | 0 |
| LUVIANOS | 0 | 0 | 0 | 0 | 0 | 0 | 0 | 0 | 0 |
| MALINALCO | 0 | 0 | 0 | 0 | 0 | 0 | 0 | 0 | 0 |
| MELCHOR OCAMPO | 0 | 0 | 0 | 0 | 0 | 0 | 0 | 0 | 0 |
| METEPEC | 1 | 1 | 0 | 0 | 0 | 0 | 0 | 0 | 0 |
| MEXICALTZINGO | 0 | 0 | 0 | 0 | 0 | 0 | 0 | 0 | 0 |
| MORELOS | 0 | 0 | 0 | 1 | 1 | 0 | 0 | 0 | 0 |
| NAUCALPAN DE JUÁREZ | 0 | 0 | 0 | 4 | 2 | 2 | 2 | 2 | 0 |
| NEXTLALPAN | 0 | 0 | 0 | 0 | 0 | 0 | 0 | 0 | 0 |
| NEZAHUALCÓYOTL | 2 | 2 | 0 | 1 | 0 | 1 | 4 | 2 | 2 |

(Continúa)

DEFUNCIONES REGISTRADAS DE 1 A 4 AÑOS POR MUNICIPIO SEGÚN MES DE REGISTRO Y SEXO
2006

CUADRO 2.5
(3a. parte)

| MUNICIPIO | JULIO | | | AGOSTO | | | SEPTIEMBRE | | |
|-----------------------------|-------|---------|---------|--------|---------|---------|------------|---------|---------|
| | TOTAL | HOMBRES | MUJERES | TOTAL | HOMBRES | MUJERES | TOTAL | HOMBRES | MUJERES |
| NICOLÁS ROMERO | 0 | 0 | 0 | 1 | 1 | 0 | 1 | 1 | 0 |
| NOPALTEPEC | 0 | 0 | 0 | 0 | 0 | 0 | 0 | 0 | 0 |
| OCOYOACAC | 0 | 0 | 0 | 0 | 0 | 0 | 0 | 0 | 0 |
| OCUILAN | 1 | 0 | 1 | 0 | 0 | 0 | 0 | 0 | 0 |
| OTUMBA | 0 | 0 | 0 | 0 | 0 | 0 | 0 | 0 | 0 |
| OTZOLOAPAN | 0 | 0 | 0 | 0 | 0 | 0 | 0 | 0 | 0 |
| OTZOLOTEPEC | 0 | 0 | 0 | 1 | 0 | 1 | 0 | 0 | 0 |
| OZUMBA | 0 | 0 | 0 | 0 | 0 | 0 | 0 | 0 | 0 |
| PAPALOTLA | 0 | 0 | 0 | 0 | 0 | 0 | 0 | 0 | 0 |
| POLOTITLÁN | 0 | 0 | 0 | 0 | 0 | 0 | 0 | 0 | 0 |
| RAYÓN | 0 | 0 | 0 | 0 | 0 | 0 | 0 | 0 | 0 |
| SAN ANTONIO LA ISLA | 0 | 0 | 0 | 0 | 0 | 0 | 0 | 0 | 0 |
| SAN FELIPE DEL PROGRESO | 1 | 0 | 1 | 3 | 1 | 2 | 5 | 4 | 1 |
| SAN JOSÉ DEL RINCÓN | 3 | 2 | 1 | 0 | 0 | 0 | 0 | 0 | 0 |
| SAN MARTÍN DE LAS PIRÁMIDES | 0 | 0 | 0 | 0 | 0 | 0 | 0 | 0 | 0 |
| SAN MATEO ATENCO | 3 | 3 | 0 | 0 | 0 | 0 | 0 | 0 | 0 |
| SAN SIMÓN DE GUERRERO | 0 | 0 | 0 | 0 | 0 | 0 | 0 | 0 | 0 |
| SANTO TOMÁS | 0 | 0 | 0 | 0 | 0 | 0 | 0 | 0 | 0 |
| SOYANIQUILPAN DE JUÁREZ | 0 | 0 | 0 | 0 | 0 | 0 | 0 | 0 | 0 |
| SULTEPEC | 1 | 0 | 1 | 0 | 0 | 0 | 1 | 0 | 1 |
| TECÁMAC | 0 | 0 | 0 | 0 | 0 | 0 | 1 | 1 | 0 |
| TEJUPILCO | 0 | 0 | 0 | 0 | 0 | 0 | 0 | 0 | 0 |
| TEMAMATLA | 0 | 0 | 0 | 0 | 0 | 0 | 0 | 0 | 0 |
| TEMASCALAPA | 0 | 0 | 0 | 0 | 0 | 0 | 0 | 0 | 0 |
| TEMASCALCINGO | 0 | 0 | 0 | 0 | 0 | 0 | 1 | 0 | 1 |
| TEMASCALTEPEC | 1 | 1 | 0 | 0 | 0 | 0 | 1 | 0 | 1 |
| TEMOAYA | 0 | 0 | 0 | 0 | 0 | 0 | 0 | 0 | 0 |
| TENANCINGO | 1 | 0 | 1 | 0 | 0 | 0 | 1 | 1 | 0 |
| TENANGO DEL AIRE | 0 | 0 | 0 | 0 | 0 | 0 | 0 | 0 | 0 |
| TENANGO DEL VALLE | 0 | 0 | 0 | 0 | 0 | 0 | 0 | 0 | 0 |
| TEOLOYUCÁN | 0 | 0 | 0 | 2 | 1 | 1 | 0 | 0 | 0 |
| TEOTIHUACÁN | 0 | 0 | 0 | 0 | 0 | 0 | 1 | 1 | 0 |
| TEPETLAOXTOC | 0 | 0 | 0 | 0 | 0 | 0 | 0 | 0 | 0 |
| TEPETLIXPA | 0 | 0 | 0 | 0 | 0 | 0 | 0 | 0 | 0 |
| TEPOTZOTLÁN | 0 | 0 | 0 | 0 | 0 | 0 | 0 | 0 | 0 |
| TEQUIXQUIAC | 0 | 0 | 0 | 0 | 0 | 0 | 0 | 0 | 0 |
| TEXCALTITLÁN | 0 | 0 | 0 | 0 | 0 | 0 | 0 | 0 | 0 |
| TEXCALYACAC | 0 | 0 | 0 | 0 | 0 | 0 | 0 | 0 | 0 |
| TEXCOCO | 0 | 0 | 0 | 0 | 0 | 0 | 1 | 1 | 0 |
| TEZOYUCA | 0 | 0 | 0 | 0 | 0 | 0 | 0 | 0 | 0 |
| TIANGUISTENCO | 0 | 0 | 0 | 0 | 0 | 0 | 1 | 1 | 0 |
| TIMILPAN | 0 | 0 | 0 | 1 | 1 | 0 | 0 | 0 | 0 |
| TLALMANALCO | 0 | 0 | 0 | 1 | 1 | 0 | 0 | 0 | 0 |
| TLALNEPANTLA DE BAZ | 2 | 0 | 2 | 0 | 0 | 0 | 3 | 1 | 2 |
| TLATLAYA | 0 | 0 | 0 | 0 | 0 | 0 | 0 | 0 | 0 |
| TOLUCA | 2 | 0 | 2 | 6 | 1 | 5 | 8 | 4 | 4 |
| TONANITLA | 0 | 0 | 0 | 0 | 0 | 0 | 0 | 0 | 0 |
| TONATICO | 0 | 0 | 0 | 0 | 0 | 0 | 0 | 0 | 0 |
| TULTEPEC | 0 | 0 | 0 | 1 | 0 | 1 | 0 | 0 | 0 |
| TULTITLÁN | 0 | 0 | 0 | 1 | 1 | 0 | 0 | 0 | 0 |
| VALLE DE BRAVO | 1 | 1 | 0 | 2 | 2 | 0 | 0 | 0 | 0 |
| VALLE DE CHALCO SOLIDARIDAD | 1 | 1 | 0 | 2 | 2 | 0 | 0 | 0 | 0 |
| VILLA DE ALLENDE | 1 | 1 | 0 | 1 | 1 | 0 | 0 | 0 | 0 |
| VILLA DEL CARBÓN | 0 | 0 | 0 | 0 | 0 | 0 | 0 | 0 | 0 |
| VILLA GUERRERO | 1 | 1 | 0 | 0 | 0 | 0 | 0 | 0 | 0 |
| VILLA VICTORIA | 0 | 0 | 0 | 0 | 0 | 0 | 0 | 0 | 0 |
| XALATLACO | 0 | 0 | 0 | 0 | 0 | 0 | 1 | 0 | 1 |
| XONACATLÁN | 0 | 0 | 0 | 0 | 0 | 0 | 0 | 0 | 0 |
| ZACAZONAPAN | 0 | 0 | 0 | 0 | 0 | 0 | 0 | 0 | 0 |
| ZACUALPAN | 0 | 0 | 0 | 0 | 0 | 0 | 0 | 0 | 0 |
| ZINACANTEPEC | 0 | 0 | 0 | 2 | 2 | 0 | 0 | 0 | 0 |
| ZUMPAHUACÁN | 1 | 1 | 0 | 0 | 0 | 0 | 0 | 0 | 0 |
| ZUMPANGO | 0 | 0 | 0 | 0 | 0 | 0 | 0 | 0 | 0 |

DEFUNCIONES REGISTRADAS DE 1 A 4 AÑOS POR MUNICIPIO SEGÚN MES DE REGISTRO Y SEXO
2006

CUADRO 2.5
(4a. parte y última)

| MUNICIPIO | OCTUBRE | | | NOVIEMBRE | | | DICIEMBRE | | |
|-------------------------|-----------|-----------|-----------|-----------|-----------|-----------|-----------|-----------|-----------|
| | TOTAL | HOMBRES | MUJERES | TOTAL | HOMBRES | MUJERES | TOTAL | HOMBRES | MUJERES |
| ESTADO DE MÉXICO | 51 | 37 | 14 | 53 | 25 | 28 | 57 | 28 | 29 |
| ACAMBAY | 1 | 1 | 0 | 2 | 2 | 0 | 1 | 1 | 0 |
| ACOLMAN | 0 | 0 | 0 | 0 | 0 | 0 | 0 | 0 | 0 |
| ACULCO | 0 | 0 | 0 | 0 | 0 | 0 | 0 | 0 | 0 |
| ALMOLOYA DE ALQUISIRAS | 0 | 0 | 0 | 0 | 0 | 0 | 0 | 0 | 0 |
| ALMOLOYA DE JUÁREZ | 1 | 0 | 1 | 1 | 1 | 0 | 0 | 0 | 0 |
| ALMOLOYA DEL RÍO | 0 | 0 | 0 | 0 | 0 | 0 | 0 | 0 | 0 |
| AMANALCO | 0 | 0 | 0 | 0 | 0 | 0 | 1 | 1 | 0 |
| AMATEPEC | 0 | 0 | 0 | 1 | 1 | 0 | 1 | 0 | 1 |
| AMECAMECA | 1 | 1 | 0 | 0 | 0 | 0 | 0 | 0 | 0 |
| APAXCO | 0 | 0 | 0 | 0 | 0 | 0 | 0 | 0 | 0 |
| ATENCO | 0 | 0 | 0 | 0 | 0 | 0 | 0 | 0 | 0 |
| ATIZAPAN | 0 | 0 | 0 | 0 | 0 | 0 | 0 | 0 | 0 |
| ATIZAPAN DE ZARAGOZA | 0 | 0 | 0 | 3 | 3 | 0 | 3 | 2 | 1 |
| ATLACOMULCO | 0 | 0 | 0 | 1 | 0 | 1 | 0 | 0 | 0 |
| ATLAUTLA | 0 | 0 | 0 | 0 | 0 | 0 | 0 | 0 | 0 |
| AXAPUSCO | 0 | 0 | 0 | 0 | 0 | 0 | 0 | 0 | 0 |
| AYAPANGO | 0 | 0 | 0 | 0 | 0 | 0 | 0 | 0 | 0 |
| CALIMAYA | 0 | 0 | 0 | 0 | 0 | 0 | 1 | 0 | 1 |
| CAPULHÚAC | 0 | 0 | 0 | 0 | 0 | 0 | 0 | 0 | 0 |
| COACALCO DE BERRIOZABAL | 0 | 0 | 0 | 2 | 0 | 2 | 0 | 0 | 0 |
| COATEPEC HARINAS | 0 | 0 | 0 | 0 | 0 | 0 | 0 | 0 | 0 |
| COCOTITLÁN | 0 | 0 | 0 | 0 | 0 | 0 | 0 | 0 | 0 |
| COYOTEPEC | 0 | 0 | 0 | 0 | 0 | 0 | 0 | 0 | 0 |
| CUAUTITLÁN | 3 | 3 | 0 | 0 | 0 | 0 | 2 | 1 | 1 |
| CUAUTITLÁN IZCALLI | 3 | 3 | 0 | 2 | 1 | 1 | 1 | 0 | 1 |
| CHALCO | 0 | 0 | 0 | 1 | 0 | 1 | 3 | 2 | 1 |
| CHAPA DE MOTA | 0 | 0 | 0 | 0 | 0 | 0 | 0 | 0 | 0 |
| CHAPULTEPEC | 0 | 0 | 0 | 0 | 0 | 0 | 0 | 0 | 0 |
| CHIAUTLA | 0 | 0 | 0 | 0 | 0 | 0 | 0 | 0 | 0 |
| CHICOLOAPAN | 1 | 1 | 0 | 1 | 1 | 0 | 1 | 0 | 1 |
| CHICONCUAC | 0 | 0 | 0 | 0 | 0 | 0 | 0 | 0 | 0 |
| CHIMALHUACÁN | 5 | 3 | 2 | 2 | 2 | 0 | 1 | 1 | 0 |
| DONATO GUERRA | 0 | 0 | 0 | 1 | 1 | 0 | 0 | 0 | 0 |
| ECATEPEC DE MORELOS | 7 | 4 | 3 | 4 | 2 | 2 | 2 | 2 | 0 |
| ECATZINGO | 0 | 0 | 0 | 0 | 0 | 0 | 0 | 0 | 0 |
| EL ORO | 1 | 1 | 0 | 0 | 0 | 0 | 0 | 0 | 0 |
| HUEHUETOCA | 0 | 0 | 0 | 1 | 0 | 1 | 1 | 1 | 0 |
| HUEYPOXTLA | 0 | 0 | 0 | 0 | 0 | 0 | 0 | 0 | 0 |
| HUIXQUILUCAN | 0 | 0 | 0 | 0 | 0 | 0 | 1 | 1 | 0 |
| ISIDRO FABELA | 0 | 0 | 0 | 0 | 0 | 0 | 0 | 0 | 0 |
| IXTAPALUCA | 0 | 0 | 0 | 0 | 0 | 0 | 3 | 0 | 3 |
| IXTAPAN DE LA SAL | 0 | 0 | 0 | 0 | 0 | 0 | 0 | 0 | 0 |
| IXTAPAN DEL ORO | 0 | 0 | 0 | 0 | 0 | 0 | 0 | 0 | 0 |
| IXTLAHUACA | 2 | 2 | 0 | 1 | 1 | 0 | 0 | 0 | 0 |
| JALTENCO | 0 | 0 | 0 | 0 | 0 | 0 | 0 | 0 | 0 |
| JILOTEPEC | 1 | 0 | 1 | 0 | 0 | 0 | 3 | 1 | 2 |
| JILOTZINGO | 0 | 0 | 0 | 0 | 0 | 0 | 0 | 0 | 0 |
| JIQUILCO | 0 | 0 | 0 | 0 | 0 | 0 | 1 | 1 | 0 |
| JOCOTITLÁN | 0 | 0 | 0 | 0 | 0 | 0 | 1 | 0 | 1 |
| JOQUICINGO | 0 | 0 | 0 | 0 | 0 | 0 | 0 | 0 | 0 |
| JUCHITEPEC | 0 | 0 | 0 | 0 | 0 | 0 | 0 | 0 | 0 |
| LA PAZ | 0 | 0 | 0 | 0 | 0 | 0 | 2 | 1 | 1 |
| LERMA | 0 | 0 | 0 | 1 | 0 | 1 | 0 | 0 | 0 |
| LUVIANOS | 0 | 0 | 0 | 0 | 0 | 0 | 0 | 0 | 0 |
| MALINALCO | 0 | 0 | 0 | 0 | 0 | 0 | 0 | 0 | 0 |
| MELCHOR OCAMPO | 0 | 0 | 0 | 0 | 0 | 0 | 0 | 0 | 0 |
| METEPEC | 0 | 0 | 0 | 1 | 0 | 1 | 0 | 0 | 0 |
| MEXICALTZINGO | 0 | 0 | 0 | 0 | 0 | 0 | 0 | 0 | 0 |
| MORELOS | 0 | 0 | 0 | 0 | 0 | 0 | 0 | 0 | 0 |
| NAUCALPAN DE JUÁREZ | 1 | 1 | 0 | 1 | 0 | 1 | 4 | 2 | 2 |
| NEXTLALPAN | 0 | 0 | 0 | 0 | 0 | 0 | 0 | 0 | 0 |
| NEZAHUALCÓYOTL | 1 | 1 | 0 | 5 | 3 | 2 | 4 | 3 | 1 |

(Continúa)

DEFUNCIONES REGISTRADAS DE 1 A 4 AÑOS POR MUNICIPIO SEGÚN MES DE REGISTRO Y SEXO
2006

CUADRO 2.5
(4a. parte y última)

| MUNICIPIO | OCTUBRE | | | NOVIEMBRE | | | DICIEMBRE | | |
|-----------------------------|---------|---------|---------|-----------|---------|---------|-----------|---------|---------|
| | TOTAL | HOMBRES | MUJERES | TOTAL | HOMBRES | MUJERES | TOTAL | HOMBRES | MUJERES |
| NICOLÁS ROMERO | 0 | 0 | 0 | 1 | 1 | 0 | 1 | 1 | 0 |
| NOPALTEPEC | 0 | 0 | 0 | 0 | 0 | 0 | 0 | 0 | 0 |
| OCOYOACAC | 0 | 0 | 0 | 0 | 0 | 0 | 0 | 0 | 0 |
| OCUILAN | 0 | 0 | 0 | 1 | 0 | 1 | 0 | 0 | 0 |
| OTUMBA | 0 | 0 | 0 | 0 | 0 | 0 | 0 | 0 | 0 |
| OTZOLOAPAN | 0 | 0 | 0 | 0 | 0 | 0 | 0 | 0 | 0 |
| OTZOLOTEPEC | 0 | 0 | 0 | 0 | 0 | 0 | 0 | 0 | 0 |
| OZUMBA | 0 | 0 | 0 | 0 | 0 | 0 | 0 | 0 | 0 |
| PAPALOTLA | 0 | 0 | 0 | 0 | 0 | 0 | 0 | 0 | 0 |
| POLOTITLÁN | 0 | 0 | 0 | 0 | 0 | 0 | 0 | 0 | 0 |
| RAYÓN | 1 | 1 | 0 | 0 | 0 | 0 | 0 | 0 | 0 |
| SAN ANTONIO LA ISLA | 0 | 0 | 0 | 0 | 0 | 0 | 0 | 0 | 0 |
| SAN FELIPE DEL PROGRESO | 2 | 2 | 0 | 3 | 3 | 0 | 1 | 1 | 0 |
| SAN JOSÉ DEL RINCÓN | 1 | 1 | 0 | 0 | 0 | 0 | 2 | 0 | 2 |
| SAN MARTÍN DE LAS PIRÁMIDES | 0 | 0 | 0 | 0 | 0 | 0 | 0 | 0 | 0 |
| SAN MATEO ATENCO | 0 | 0 | 0 | 0 | 0 | 0 | 0 | 0 | 0 |
| SAN SIMÓN DE GUERRERO | 0 | 0 | 0 | 0 | 0 | 0 | 0 | 0 | 0 |
| SANTO TOMÁS | 0 | 0 | 0 | 0 | 0 | 0 | 0 | 0 | 0 |
| SOYANIQUILPAN DE JUÁREZ | 0 | 0 | 0 | 0 | 0 | 0 | 0 | 0 | 0 |
| SULTEPEC | 0 | 0 | 0 | 1 | 0 | 1 | 0 | 0 | 0 |
| TECÁMAC | 0 | 0 | 0 | 0 | 0 | 0 | 0 | 0 | 0 |
| TEJUPILCO | 1 | 0 | 1 | 0 | 0 | 0 | 0 | 0 | 0 |
| TEMAMATLA | 0 | 0 | 0 | 0 | 0 | 0 | 0 | 0 | 0 |
| TEMASCALAPA | 0 | 0 | 0 | 0 | 0 | 0 | 0 | 0 | 0 |
| TEMASCALINGO | 0 | 0 | 0 | 0 | 0 | 0 | 0 | 0 | 0 |
| TEMASCALTEPEC | 0 | 0 | 0 | 1 | 0 | 1 | 0 | 0 | 0 |
| TEMOAYA | 0 | 0 | 0 | 1 | 0 | 1 | 1 | 0 | 1 |
| TENANCINGO | 0 | 0 | 0 | 1 | 0 | 1 | 1 | 1 | 0 |
| TENANGO DEL AIRE | 0 | 0 | 0 | 0 | 0 | 0 | 0 | 0 | 0 |
| TENANGO DEL VALLE | 0 | 0 | 0 | 1 | 0 | 1 | 0 | 0 | 0 |
| TELOYUCÁN | 0 | 0 | 0 | 0 | 0 | 0 | 0 | 0 | 0 |
| TEOTIHUACÁN | 0 | 0 | 0 | 0 | 0 | 0 | 0 | 0 | 0 |
| TEPETLAOXTOC | 0 | 0 | 0 | 0 | 0 | 0 | 0 | 0 | 0 |
| TEPETLIXPA | 0 | 0 | 0 | 0 | 0 | 0 | 0 | 0 | 0 |
| TEPOTZOTLÁN | 0 | 0 | 0 | 1 | 0 | 1 | 0 | 0 | 0 |
| TEQUIXQUIAC | 0 | 0 | 0 | 0 | 0 | 0 | 0 | 0 | 0 |
| TEXCALTITLÁN | 0 | 0 | 0 | 0 | 0 | 0 | 0 | 0 | 0 |
| TEXCALYACAC | 0 | 0 | 0 | 0 | 0 | 0 | 0 | 0 | 0 |
| TEXCOCO | 1 | 0 | 1 | 1 | 1 | 0 | 0 | 0 | 0 |
| TEZOYUCA | 0 | 0 | 0 | 0 | 0 | 0 | 0 | 0 | 0 |
| TIANGUISTENCO | 0 | 0 | 0 | 0 | 0 | 0 | 0 | 0 | 0 |
| TIMILPAN | 0 | 0 | 0 | 0 | 0 | 0 | 0 | 0 | 0 |
| TLALMANALCO | 0 | 0 | 0 | 0 | 0 | 0 | 0 | 0 | 0 |
| TLALNEPANTLA DE BAZ | 2 | 2 | 0 | 1 | 0 | 1 | 2 | 1 | 1 |
| TLATLAYA | 0 | 0 | 0 | 0 | 0 | 0 | 0 | 0 | 0 |
| TOLUCA | 12 | 8 | 4 | 4 | 1 | 3 | 10 | 4 | 6 |
| TONANITLA | 1 | 1 | 0 | 0 | 0 | 0 | 0 | 0 | 0 |
| TONATICO | 0 | 0 | 0 | 0 | 0 | 0 | 0 | 0 | 0 |
| TULTEPEC | 0 | 0 | 0 | 0 | 0 | 0 | 0 | 0 | 0 |
| TULTITLÁN | 0 | 0 | 0 | 1 | 0 | 1 | 0 | 0 | 0 |
| VALLE DE BRAVO | 0 | 0 | 0 | 0 | 0 | 0 | 0 | 0 | 0 |
| VALLE DE CHALCO SOLIDARIDAD | 1 | 1 | 0 | 1 | 1 | 0 | 0 | 0 | 0 |
| VILLA DE ALLENDE | 0 | 0 | 0 | 1 | 0 | 1 | 0 | 0 | 0 |
| VILLA DEL CARBÓN | 0 | 0 | 0 | 0 | 0 | 0 | 0 | 0 | 0 |
| VILLA GUERRERO | 0 | 0 | 0 | 0 | 0 | 0 | 1 | 0 | 1 |
| VILLA VICTORIA | 1 | 0 | 1 | 0 | 0 | 0 | 0 | 0 | 0 |
| XALATLACO | 0 | 0 | 0 | 0 | 0 | 0 | 0 | 0 | 0 |
| XONACATLÁN | 0 | 0 | 0 | 0 | 0 | 0 | 0 | 0 | 0 |
| ZACAZONAPAN | 0 | 0 | 0 | 0 | 0 | 0 | 0 | 0 | 0 |
| ZACUALPAN | 0 | 0 | 0 | 0 | 0 | 0 | 0 | 0 | 0 |
| ZINACANTEPEC | 0 | 0 | 0 | 2 | 0 | 2 | 1 | 0 | 1 |
| ZUMPAHUACÁN | 0 | 0 | 0 | 0 | 0 | 0 | 0 | 0 | 0 |
| ZUMPANGO | 0 | 0 | 0 | 0 | 0 | 0 | 0 | 0 | 0 |

FUENTE: GEM. Secretaría General de Gobierno. Dirección General del Registro Civil. Movimiento Registral, 2006.

DEFUNCIONES REGISTRADAS DE 5 A 17 AÑOS POR MUNICIPIO SEGÚN MES DE REGISTRO Y SEXO
2006

CUADRO 2.6
(1a. parte)

| MUNICIPIO | ENERO | | | FEBRERO | | | MARZO | | |
|-------------------------|-------|---------|---------|---------|---------|---------|-------|---------|---------|
| | TOTAL | HOMBRES | MUJERES | TOTAL | HOMBRES | MUJERES | TOTAL | HOMBRES | MUJERES |
| ESTADO DE MÉXICO | 76 | 51 | 25f | 93 | 54 | 39f | 86 | 52 | 34 |
| ACAMBAY | 0 | 0 | 0 | 0 | 0 | 0 | 0 | 0 | 0 |
| ACOLMAN | 0 | 0 | 0 | 1 | 0 | 1 | 0 | 0 | 0 |
| ACULCO | 0 | 0 | 0 | 0 | 0 | 0 | 0 | 0 | 0 |
| ALMOLOYA DE ALQUISIRAS | 0 | 0 | 0 | 0 | 0 | 0 | 1 | 0 | 1 |
| ALMOLOYA DE JUÁREZ | 1 | 0 | 1 | 1 | 1 | 0 | 1 | 1 | 0 |
| ALMOLOYA DEL RÍO | 0 | 0 | 0 | 0 | 0 | 0 | 0 | 0 | 0 |
| AMANALCO | 0 | 0 | 0 | 0 | 0 | 0 | 0 | 0 | 0 |
| AMATEPEC | 1 | 1 | 0 | 0 | 0 | 0 | 0 | 0 | 0 |
| AMECAMECA | 0 | 0 | 0 | 0 | 0 | 0 | 0 | 0 | 0 |
| APAXCO | 0 | 0 | 0 | 0 | 0 | 0 | 0 | 0 | 0 |
| ATENCO | 0 | 0 | 0 | 0 | 0 | 0 | 0 | 0 | 0 |
| ATIZAPAN | 0 | 0 | 0 | 0 | 0 | 0 | 0 | 0 | 0 |
| ATIZAPAN DE ZARAGOZA | 1 | 1 | 0 | 1 | 1 | 0 | 3 | 1 | 2 |
| ATLACOMULCO | 1 | 1 | 0 | 2 | 1 | 1 | 1 | 0 | 1 |
| ATLAUTLA | 0 | 0 | 0 | 1 | 1 | 0 | 1 | 0 | 1 |
| AXAPUSCO | 0 | 0 | 0 | 0 | 0 | 0 | 0 | 0 | 0 |
| AYAPANGO | 0 | 0 | 0 | 0 | 0 | 0 | 0 | 0 | 0 |
| CALIMAYA | 0 | 0 | 0 | 0 | 0 | 0 | 0 | 0 | 0 |
| CAPULHÚAC | 0 | 0 | 0 | 0 | 0 | 0 | 0 | 0 | 0 |
| COACALCO DE BERRIOZABAL | 2 | 2 | 0 | 0 | 0 | 0 | 1 | 1 | 0 |
| COATEPEC HARINAS | 0 | 0 | 0 | 0 | 0 | 0 | 0 | 0 | 0 |
| COCOTITLÁN | 0 | 0 | 0 | 0 | 0 | 0 | 0 | 0 | 0 |
| COYOTEPEC | 0 | 0 | 0 | 0 | 0 | 0 | 0 | 0 | 0 |
| CUAUTITLÁN | 1 | 0 | 1 | 1 | 0 | 1 | 1 | 1 | 0 |
| CUAUTITLÁN IZCALLI | 2 | 1 | 1 | 3 | 2 | 1 | 1 | 0 | 1 |
| CHALCO | 0 | 0 | 0 | 0 | 0 | 0 | 0 | 0 | 0 |
| CHAPA DE MOTA | 1 | 1 | 0 | 0 | 0 | 0 | 0 | 0 | 0 |
| CHAPULTEPEC | 0 | 0 | 0 | 0 | 0 | 0 | 0 | 0 | 0 |
| CHIAUTLA | 0 | 0 | 0 | 0 | 0 | 0 | 0 | 0 | 0 |
| CHICOLAPAN | 0 | 0 | 0 | 0 | 0 | 0 | 0 | 0 | 0 |
| CHICONCUAC | 0 | 0 | 0 | 0 | 0 | 0 | 0 | 0 | 0 |
| CHIMALHUACÁN | 4 | 1 | 3 | 2 | 1 | 1 | 3 | 2 | 1 |
| DONATO GUERRA | 0 | 0 | 0 | 1 | 0 | 1 | 0 | 0 | 0 |
| ECATEPEC DE MORELOS | 10 | 5 | 5 | 6 | 3 | 3 | 9 | 7 | 2 |
| ECATZINGO | 0 | 0 | 0 | 0 | 0 | 0 | 0 | 0 | 0 |
| EL ORO | 1 | 1 | 0 | 0 | 0 | 0 | 0 | 0 | 0 |
| HUEHUETOCA | 0 | 0 | 0 | 0 | 0 | 0 | 0 | 0 | 0 |
| HUEYPOXTLA | 2 | 1 | 1 | 0 | 0 | 0 | 0 | 0 | 0 |
| HUIXQUILUCAN | 1 | 1 | 0 | 1 | 1 | 0 | 0 | 0 | 0 |
| ISIDRO FABELA | 0 | 0 | 0 | 0 | 0 | 0 | 0 | 0 | 0 |
| IXTAPALUCA | 3 | 2 | 1 | 3 | 1 | 2 | 1 | 0 | 1 |
| IXTAPAN DE LA SAL | 0 | 0 | 0 | 0 | 0 | 0 | 1 | 1 | 0 |
| IXTAPAN DEL ORO | 0 | 0 | 0 | 0 | 0 | 0 | 0 | 0 | 0 |
| IXTLAHUACA | 3 | 2 | 1 | 2 | 1 | 1 | 1 | 0 | 1 |
| JALTENCO | 0 | 0 | 0 | 0 | 0 | 0 | 0 | 0 | 0 |
| JILOTEPEC | 0 | 0 | 0 | 1 | 1 | 0 | 5 | 3 | 2 |
| JILOTZINGO | 0 | 0 | 0 | 0 | 0 | 0 | 0 | 0 | 0 |
| JIQUIPILCO | 1 | 1 | 0 | 0 | 0 | 0 | 0 | 0 | 0 |
| JOCOTITLÁN | 1 | 0 | 1 | 0 | 0 | 0 | 0 | 0 | 0 |
| JOQUICINGO | 1 | 0 | 1 | 0 | 0 | 0 | 0 | 0 | 0 |
| JUCHITEPEC | 0 | 0 | 0 | 0 | 0 | 0 | 0 | 0 | 0 |
| LA PAZ | 1 | 1 | 0 | 0 | 0 | 0 | 2 | 1 | 1 |
| LERMA | 0 | 0 | 0 | 2 | 1 | 1 | 0 | 0 | 0 |
| LUVIANOS | 1 | 1 | 0 | 0 | 0 | 0 | 0 | 0 | 0 |
| MALINALCO | 0 | 0 | 0 | 0 | 0 | 0 | 1 | 1 | 0 |
| MELCHOR OCAMPO | 0 | 0 | 0 | 0 | 0 | 0 | 0 | 0 | 0 |
| METEPEC | 2 | 1 | 1 | 1 | 1 | 0 | 4 | 2 | 2 |
| MEXICALTZINGO | 0 | 0 | 0 | 0 | 0 | 0 | 0 | 0 | 0 |
| MORELOS | 0 | 0 | 0 | 1 | 0 | 1 | 0 | 0 | 0 |
| NAUCALPAN DE JUÁREZ | 4 | 4 | 0 | 4 | 3 | 1 | 1 | 1 | 0 |
| NEXTLALPAN | 0 | 0 | 0 | 0 | 0 | 0 | 0 | 0 | 0 |
| NEZAHUALCÓYOTL | 2 | 1 | 1 | 4 | 2 | 2 | 2 | 2 | 0 |

(Continúa)

DEFUNCIONES REGISTRADAS DE 5 A 17 AÑOS POR MUNICIPIO SEGÚN MES DE REGISTRO Y SEXO
2006

CUADRO 2.6
(1a. parte)

| MUNICIPIO | ENERO | | | FEBRERO | | | MARZO | | |
|-----------------------------|-------|---------|---------|---------|---------|---------|-------|---------|---------|
| | TOTAL | HOMBRES | MUJERES | TOTAL | HOMBRES | MUJERES | TOTAL | HOMBRES | MUJERES |
| NICOLÁS ROMERO | 0 | 0 | 0 | 0 | 0 | 0 | 1 | 0 | 1 |
| NOPALTEPEC | 0 | 0 | 0 | 0 | 0 | 0 | 0 | 0 | 0 |
| OCOYOACAC | 0 | 0 | 0 | 0 | 0 | 0 | 0 | 0 | 0 |
| OCUILAN | 0 | 0 | 0 | 0 | 0 | 0 | 0 | 0 | 0 |
| OTUMBA | 0 | 0 | 0 | 1 | 0 | 1 | 0 | 0 | 0 |
| OTZOLOAPAN | 0 | 0 | 0 | 0 | 0 | 0 | 0 | 0 | 0 |
| OTZOLOTEPEC | 1 | 1 | 0 | 0 | 0 | 0 | 0 | 0 | 0 |
| OZUMBA | 0 | 0 | 0 | 0 | 0 | 0 | 0 | 0 | 0 |
| PAPALOTLA | 0 | 0 | 0 | 0 | 0 | 0 | 0 | 0 | 0 |
| POLOTILÁN | 0 | 0 | 0 | 0 | 0 | 0 | 0 | 0 | 0 |
| RAYÓN | 0 | 0 | 0 | 0 | 0 | 0 | 0 | 0 | 0 |
| SAN ANTONIO LA ISLA | 0 | 0 | 0 | 0 | 0 | 0 | 0 | 0 | 0 |
| SAN FELIPE DEL PROGRESO | 1 | 1 | 0 | 0 | 0 | 0 | 0 | 0 | 0 |
| SAN JOSÉ DEL RINCÓN | 0 | 0 | 0 | 1 | 0 | 1 | 0 | 0 | 0 |
| SAN MARTÍN DE LAS PIRÁMIDES | 0 | 0 | 0 | 0 | 0 | 0 | 0 | 0 | 0 |
| SAN MATEO ATENCO | 0 | 0 | 0 | 13 | 6 | 7 | 0 | 0 | 0 |
| SAN SIMÓN DE GUERRERO | 0 | 0 | 0 | 0 | 0 | 0 | 1 | 1 | 0 |
| SANTO TOMÁS | 0 | 0 | 0 | 0 | 0 | 0 | 0 | 0 | 0 |
| SOYANIQUELIPAN DE JUÁREZ | 0 | 0 | 0 | 0 | 0 | 0 | 0 | 0 | 0 |
| SULTEPEC | 0 | 0 | 0 | 0 | 0 | 0 | 1 | 1 | 0 |
| TECÁMAC | 2 | 1 | 1 | 1 | 0 | 1 | 0 | 0 | 0 |
| TEJUPILCO | 1 | 1 | 0 | 0 | 0 | 0 | 0 | 0 | 0 |
| TEMAMATLA | 0 | 0 | 0 | 0 | 0 | 0 | 0 | 0 | 0 |
| TEMASCALAPA | 0 | 0 | 0 | 0 | 0 | 0 | 1 | 0 | 1 |
| TEMASCALCINGO | 2 | 1 | 1 | 0 | 0 | 0 | 0 | 0 | 0 |
| TEMASCALTEPEC | 0 | 0 | 0 | 0 | 0 | 0 | 0 | 0 | 0 |
| TEMOAYA | 0 | 0 | 0 | 1 | 1 | 0 | 2 | 0 | 2 |
| TENANCINGO | 1 | 1 | 0 | 1 | 1 | 0 | 1 | 1 | 0 |
| TENANGO DEL AIRE | 0 | 0 | 0 | 0 | 0 | 0 | 0 | 0 | 0 |
| TENANGO DEL VALLE | 2 | 2 | 0 | 3 | 3 | 0 | 0 | 0 | 0 |
| TEOLOYUCÁN | 0 | 0 | 0 | 0 | 0 | 0 | 0 | 0 | 0 |
| TEOTIHUACÁN | 0 | 0 | 0 | 0 | 0 | 0 | 2 | 2 | 0 |
| TEPETLAOXTOC | 0 | 0 | 0 | 0 | 0 | 0 | 0 | 0 | 0 |
| TEPETLIXPA | 0 | 0 | 0 | 0 | 0 | 0 | 0 | 0 | 0 |
| TEPOTZOTLÁN | 0 | 0 | 0 | 4 | 2 | 2 | 0 | 0 | 0 |
| TEQUIXQUIAC | 0 | 0 | 0 | 0 | 0 | 0 | 0 | 0 | 0 |
| TEXCALTILÁN | 0 | 0 | 0 | 0 | 0 | 0 | 1 | 0 | 1 |
| TEXCALYACAC | 0 | 0 | 0 | 0 | 0 | 0 | 0 | 0 | 0 |
| TEXCOCO | 1 | 1 | 0 | 4 | 2 | 2 | 1 | 0 | 1 |
| TEZOYUCA | 0 | 0 | 0 | 0 | 0 | 0 | 0 | 0 | 0 |
| TIANGUISTENCO | 0 | 0 | 0 | 0 | 0 | 0 | 0 | 0 | 0 |
| TIMILPAN | 0 | 0 | 0 | 0 | 0 | 0 | 0 | 0 | 0 |
| TLALMANALCO | 0 | 0 | 0 | 0 | 0 | 0 | 0 | 0 | 0 |
| TLALNEPANTLA DE BAZ | 2 | 1 | 1 | 3 | 3 | 0 | 6 | 3 | 3 |
| TLATLAYA | 0 | 0 | 0 | 0 | 0 | 0 | 0 | 0 | 0 |
| TOLUCA | 10 | 7 | 3 | 15 | 11 | 4 | 16 | 9 | 7 |
| TONANITLA | 0 | 0 | 0 | 0 | 0 | 0 | 0 | 0 | 0 |
| TONATICO | 0 | 0 | 0 | 0 | 0 | 0 | 0 | 0 | 0 |
| TULTEPEC | 0 | 0 | 0 | 0 | 0 | 0 | 0 | 0 | 0 |
| TULTITLÁN | 0 | 0 | 0 | 1 | 0 | 1 | 1 | 1 | 0 |
| VALLE DE BRAVO | 2 | 2 | 0 | 0 | 0 | 0 | 1 | 1 | 0 |
| VALLE DE CHALCO SOLIDARIDAD | 2 | 2 | 0 | 2 | 1 | 1 | 4 | 4 | 0 |
| VILLA DE ALLENDE | 0 | 0 | 0 | 0 | 0 | 0 | 1 | 1 | 0 |
| VILLA DEL CARBÓN | 0 | 0 | 0 | 0 | 0 | 0 | 1 | 1 | 0 |
| VILLA GUERRERO | 0 | 0 | 0 | 0 | 0 | 0 | 1 | 1 | 0 |
| VILLA VICTORIA | 1 | 0 | 1 | 1 | 0 | 1 | 0 | 0 | 0 |
| XALATLACO | 0 | 0 | 0 | 1 | 1 | 0 | 0 | 0 | 0 |
| XONACATLÁN | 0 | 0 | 0 | 0 | 0 | 0 | 0 | 0 | 0 |
| ZACAZONAPAN | 0 | 0 | 0 | 0 | 0 | 0 | 0 | 0 | 0 |
| ZACUALPAN | 0 | 0 | 0 | 0 | 0 | 0 | 1 | 0 | 1 |
| ZINACANTEPEC | 0 | 0 | 0 | 2 | 1 | 1 | 2 | 2 | 0 |
| ZUMPAHUACÁN | 0 | 0 | 0 | 1 | 1 | 0 | 1 | 0 | 1 |
| ZUMPANGO | 1 | 1 | 0 | 0 | 0 | 0 | 0 | 0 | 0 |

DEFUNCIONES REGISTRADAS DE 5 A 17 AÑOS POR MUNICIPIO SEGÚN MES DE REGISTRO Y SEXO
2006

CUADRO 2.6
(2a. parte)

| MUNICIPIO | ABRIL | | | MAYO | | | JUNIO | | |
|-------------------------|-------|---------|---------|-------|---------|---------|-------|---------|---------|
| | TOTAL | HOMBRES | MUJERES | TOTAL | HOMBRES | MUJERES | TOTAL | HOMBRES | MUJERES |
| ESTADO DE MÉXICO | 88 | 53 | 35 | 88 | 53 | 35 | 87 | 54 | 33 |
| ACAMBAY | 3 | 1 | 2 | 0 | 0 | 0 | 0 | 0 | 0 |
| ACOLMAN | 0 | 0 | 0 | 2 | 1 | 1 | 0 | 0 | 0 |
| ACULCO | 0 | 0 | 0 | 0 | 0 | 0 | 0 | 0 | 0 |
| ALMOLOYA DE ALQUISIRAS | 0 | 0 | 0 | 0 | 0 | 0 | 0 | 0 | 0 |
| ALMOLOYA DE JUÁREZ | 1 | 1 | 0 | 1 | 0 | 1 | 4 | 2 | 2 |
| ALMOLOYA DEL RÍO | 0 | 0 | 0 | 0 | 0 | 0 | 0 | 0 | 0 |
| AMANALCO | 0 | 0 | 0 | 0 | 0 | 0 | 2 | 1 | 1 |
| AMATEPEC | 0 | 0 | 0 | 1 | 1 | 0 | 1 | 1 | 0 |
| AMECAMECA | 1 | 0 | 1 | 1 | 0 | 1 | 1 | 0 | 1 |
| APAXCO | 0 | 0 | 0 | 0 | 0 | 0 | 0 | 0 | 0 |
| ATENCO | 0 | 0 | 0 | 1 | 1 | 0 | 0 | 0 | 0 |
| ATIZAPAN | 0 | 0 | 0 | 0 | 0 | 0 | 0 | 0 | 0 |
| ATIZAPAN DE ZARAGOZA | 2 | 2 | 0 | 1 | 1 | 0 | 2 | 1 | 1 |
| ATLACOMULCO | 2 | 2 | 0 | 0 | 0 | 0 | 0 | 0 | 0 |
| ATLAUTLA | 0 | 0 | 0 | 0 | 0 | 0 | 1 | 1 | 0 |
| AXAPUSCO | 0 | 0 | 0 | 0 | 0 | 0 | 0 | 0 | 0 |
| AYAPANGO | 0 | 0 | 0 | 0 | 0 | 0 | 0 | 0 | 0 |
| CALIMAYA | 0 | 0 | 0 | 0 | 0 | 0 | 0 | 0 | 0 |
| CAPULHÚAC | 0 | 0 | 0 | 0 | 0 | 0 | 0 | 0 | 0 |
| COACALCO DE BERRIOZABAL | 2 | 2 | 0 | 1 | 1 | 0 | 2 | 1 | 1 |
| COATEPEC HARINAS | 0 | 0 | 0 | 0 | 0 | 0 | 0 | 0 | 0 |
| COCOTITLÁN | 0 | 0 | 0 | 0 | 0 | 0 | 0 | 0 | 0 |
| COYOTEPEC | 0 | 0 | 0 | 0 | 0 | 0 | 2 | 1 | 1 |
| CUAUTITLÁN | 2 | 0 | 2 | 3 | 2 | 1 | 0 | 0 | 0 |
| CUAUTITLÁN IZCALLI | 1 | 1 | 0 | 1 | 0 | 1 | 3 | 2 | 1 |
| CHALCO | 2 | 0 | 2 | 0 | 0 | 0 | 1 | 0 | 1 |
| CHAPA DE MOTA | 0 | 0 | 0 | 0 | 0 | 0 | 0 | 0 | 0 |
| CHAPULTEPEC | 0 | 0 | 0 | 0 | 0 | 0 | 0 | 0 | 0 |
| CHIAUTLA | 0 | 0 | 0 | 0 | 0 | 0 | 0 | 0 | 0 |
| CHICOLOAPAN | 1 | 1 | 0 | 0 | 0 | 0 | 0 | 0 | 0 |
| CHICONCUAC | 0 | 0 | 0 | 0 | 0 | 0 | 1 | 0 | 1 |
| CHIMALHUACÁN | 4 | 2 | 2 | 2 | 1 | 1 | 0 | 0 | 0 |
| DONATO GUERRA | 1 | 1 | 0 | 0 | 0 | 0 | 0 | 0 | 0 |
| ECATEPEC DE MORELOS | 9 | 7 | 2 | 5 | 4 | 1 | 4 | 2 | 2 |
| ECATZINGO | 0 | 0 | 0 | 0 | 0 | 0 | 0 | 0 | 0 |
| EL ORO | 0 | 0 | 0 | 2 | 1 | 1 | 1 | 0 | 1 |
| HUEHUETOCA | 0 | 0 | 0 | 0 | 0 | 0 | 1 | 1 | 0 |
| HUEYPOXTLA | 0 | 0 | 0 | 0 | 0 | 0 | 0 | 0 | 0 |
| HUIXQUILUCAN | 1 | 0 | 1 | 4 | 1 | 3 | 2 | 2 | 0 |
| ISIDRO FABELA | 0 | 0 | 0 | 0 | 0 | 0 | 0 | 0 | 0 |
| IXTAPALUCA | 0 | 0 | 0 | 2 | 1 | 1 | 0 | 0 | 0 |
| IXTAPAN DE LA SAL | 1 | 1 | 0 | 0 | 0 | 0 | 0 | 0 | 0 |
| IXTAPAN DEL ORO | 0 | 0 | 0 | 0 | 0 | 0 | 0 | 0 | 0 |
| IXTLAHUACA | 1 | 1 | 0 | 3 | 2 | 1 | 0 | 0 | 0 |
| JALTENCO | 0 | 0 | 0 | 0 | 0 | 0 | 0 | 0 | 0 |
| JILOTEPEC | 3 | 2 | 1 | 2 | 1 | 1 | 2 | 2 | 0 |
| JILOTZINGO | 0 | 0 | 0 | 0 | 0 | 0 | 0 | 0 | 0 |
| JIQUIPILCO | 0 | 0 | 0 | 1 | 1 | 0 | 0 | 0 | 0 |
| JOCOTITLÁN | 1 | 1 | 0 | 0 | 0 | 0 | 1 | 0 | 1 |
| JOQUICINGO | 0 | 0 | 0 | 0 | 0 | 0 | 1 | 1 | 0 |
| JUCHITEPEC | 0 | 0 | 0 | 0 | 0 | 0 | 0 | 0 | 0 |
| LA PAZ | 3 | 2 | 1 | 1 | 0 | 1 | 1 | 1 | 0 |
| LERMA | 0 | 0 | 0 | 1 | 1 | 0 | 0 | 0 | 0 |
| LUVIANOS | 1 | 0 | 1 | 0 | 0 | 0 | 1 | 1 | 0 |
| MALINALCO | 0 | 0 | 0 | 0 | 0 | 0 | 0 | 0 | 0 |
| MELCHOR OCAMPO | 0 | 0 | 0 | 0 | 0 | 0 | 0 | 0 | 0 |
| METEPEC | 0 | 0 | 0 | 2 | 1 | 1 | 1 | 1 | 0 |
| MEXICALTZINGO | 0 | 0 | 0 | 1 | 1 | 0 | 0 | 0 | 0 |
| MORELOS | 0 | 0 | 0 | 0 | 0 | 0 | 0 | 0 | 0 |
| NAUCALPAN DE JUÁREZ | 6 | 3 | 3 | 6 | 6 | 0 | 5 | 3 | 2 |
| NEXTLALPAN | 0 | 0 | 0 | 0 | 0 | 0 | 0 | 0 | 0 |
| NEZAHUALCÓYOTL | 6 | 3 | 3 | 3 | 2 | 1 | 4 | 2 | 2 |

(Continúa)

DEFUNCIONES REGISTRADAS DE 5 A 17 AÑOS POR MUNICIPIO SEGÚN MES DE REGISTRO Y SEXO
2006

CUADRO 2.6
(2a. parte)

| MUNICIPIO | ABRIL | | | MAYO | | | JUNIO | | |
|-----------------------------|-------|---------|---------|-------|---------|---------|-------|---------|---------|
| | TOTAL | HOMBRES | MUJERES | TOTAL | HOMBRES | MUJERES | TOTAL | HOMBRES | MUJERES |
| NICOLÁS ROMERO | 1 | 1 | 0 | 2 | 1 | 1 | 0 | 0 | 0 |
| NOPALTEPEC | 2 | 1 | 1 | 0 | 0 | 0 | 0 | 0 | 0 |
| OCOYOACAC | 1 | 1 | 0 | 1 | 1 | 0 | 0 | 0 | 0 |
| OCUILAN | 0 | 0 | 0 | 2 | 2 | 0 | 1 | 1 | 0 |
| OTUMBA | 0 | 0 | 0 | 0 | 0 | 0 | 1 | 1 | 0 |
| OTZOLOAPAN | 1 | 0 | 1 | 0 | 0 | 0 | 0 | 0 | 0 |
| OTZOLOTEPEC | 0 | 0 | 0 | 2 | 1 | 1 | 1 | 1 | 0 |
| OZUMBA | 0 | 0 | 0 | 0 | 0 | 0 | 0 | 0 | 0 |
| PAPALOTLA | 0 | 0 | 0 | 0 | 0 | 0 | 0 | 0 | 0 |
| POLOTITLÁN | 0 | 0 | 0 | 0 | 0 | 0 | 0 | 0 | 0 |
| RAYÓN | 0 | 0 | 0 | 0 | 0 | 0 | 1 | 1 | 0 |
| SAN ANTONIO LA ISLA | 0 | 0 | 0 | 0 | 0 | 0 | 0 | 0 | 0 |
| SAN FELIPE DEL PROGRESO | 4 | 2 | 2 | 2 | 1 | 1 | 1 | 0 | 1 |
| SAN JOSÉ DEL RINCÓN | 0 | 0 | 0 | 0 | 0 | 0 | 1 | 1 | 0 |
| SAN MARTÍN DE LAS PIRÁMIDES | 0 | 0 | 0 | 0 | 0 | 0 | 0 | 0 | 0 |
| SAN MATEO ATENCO | 0 | 0 | 0 | 1 | 0 | 1 | 0 | 0 | 0 |
| SAN SIMÓN DE GUERRERO | 0 | 0 | 0 | 0 | 0 | 0 | 0 | 0 | 0 |
| SANTO TOMÁS | 0 | 0 | 0 | 0 | 0 | 0 | 0 | 0 | 0 |
| SOYANIQUILPAN DE JUÁREZ | 0 | 0 | 0 | 0 | 0 | 0 | 0 | 0 | 0 |
| SULTEPEC | 1 | 0 | 1 | 0 | 0 | 0 | 0 | 0 | 0 |
| TECÁMAC | 0 | 0 | 0 | 0 | 0 | 0 | 0 | 0 | 0 |
| TEJUPILCO | 1 | 0 | 1 | 0 | 0 | 0 | 2 | 2 | 0 |
| TEMAMATLA | 0 | 0 | 0 | 1 | 1 | 0 | 0 | 0 | 0 |
| TEMASCALAPA | 0 | 0 | 0 | 1 | 1 | 0 | 0 | 0 | 0 |
| TEMASCALCINGO | 1 | 0 | 1 | 0 | 0 | 0 | 1 | 1 | 0 |
| TEMASCALTEPEC | 0 | 0 | 0 | 1 | 0 | 1 | 0 | 0 | 0 |
| TEMOAYA | 0 | 0 | 0 | 0 | 0 | 0 | 1 | 1 | 0 |
| TENANCINGO | 0 | 0 | 0 | 2 | 1 | 1 | 2 | 2 | 0 |
| TENANGO DEL AIRE | 0 | 0 | 0 | 0 | 0 | 0 | 0 | 0 | 0 |
| TENANGO DEL VALLE | 1 | 0 | 1 | 0 | 0 | 0 | 0 | 0 | 0 |
| TEOLOYUCÁN | 1 | 1 | 0 | 0 | 0 | 0 | 1 | 0 | 1 |
| TEOTIHUACÁN | 0 | 0 | 0 | 1 | 1 | 0 | 0 | 0 | 0 |
| TEPETLAOXTOC | 0 | 0 | 0 | 0 | 0 | 0 | 0 | 0 | 0 |
| TEPETLIXPA | 0 | 0 | 0 | 0 | 0 | 0 | 0 | 0 | 0 |
| TEPOTZOTLÁN | 0 | 0 | 0 | 0 | 0 | 0 | 1 | 1 | 0 |
| TEQUIXQUIAC | 0 | 0 | 0 | 0 | 0 | 0 | 0 | 0 | 0 |
| TEXCALTITLÁN | 0 | 0 | 0 | 0 | 0 | 0 | 0 | 0 | 0 |
| TEXCALYACAC | 0 | 0 | 0 | 0 | 0 | 0 | 0 | 0 | 0 |
| TEXCOCO | 3 | 1 | 2 | 0 | 0 | 0 | 1 | 1 | 0 |
| TEZOYUCA | 0 | 0 | 0 | 0 | 0 | 0 | 0 | 0 | 0 |
| TIANGUISTENCO | 0 | 0 | 0 | 0 | 0 | 0 | 0 | 0 | 0 |
| TIMILPAN | 0 | 0 | 0 | 0 | 0 | 0 | 0 | 0 | 0 |
| TLALMANALCO | 0 | 0 | 0 | 1 | 0 | 1 | 1 | 0 | 1 |
| TLALNEPANTLA DE BAZ | 1 | 1 | 0 | 4 | 1 | 3 | 3 | 1 | 2 |
| TLATLAYA | 2 | 1 | 1 | 0 | 0 | 0 | 0 | 0 | 0 |
| TOLUCA | 10 | 8 | 2 | 13 | 8 | 5 | 14 | 9 | 5 |
| TONANITLA | 0 | 0 | 0 | 0 | 0 | 0 | 0 | 0 | 0 |
| TONATICO | 0 | 0 | 0 | 0 | 0 | 0 | 0 | 0 | 0 |
| TULTEPEC | 0 | 0 | 0 | 0 | 0 | 0 | 0 | 0 | 0 |
| TULTITLÁN | 2 | 2 | 0 | 1 | 1 | 0 | 1 | 1 | 0 |
| VALLE DE BRAVO | 1 | 0 | 1 | 0 | 0 | 0 | 2 | 1 | 1 |
| VALLE DE CHALCO SOLIDARIDAD | 1 | 1 | 0 | 2 | 0 | 2 | 1 | 0 | 1 |
| VILLA DE ALLENDE | 0 | 0 | 0 | 0 | 0 | 0 | 0 | 0 | 0 |
| VILLA DEL CARBÓN | 0 | 0 | 0 | 0 | 0 | 0 | 2 | 0 | 2 |
| VILLA GUERRERO | 0 | 0 | 0 | 1 | 0 | 1 | 1 | 1 | 0 |
| VILLA VICTORIA | 0 | 0 | 0 | 2 | 2 | 0 | 0 | 0 | 0 |
| XALATLACO | 0 | 0 | 0 | 0 | 0 | 0 | 0 | 0 | 0 |
| XONACATLÁN | 0 | 0 | 0 | 0 | 0 | 0 | 0 | 0 | 0 |
| ZACAZONAPAN | 0 | 0 | 0 | 0 | 0 | 0 | 0 | 0 | 0 |
| ZACUALPAN | 0 | 0 | 0 | 0 | 0 | 0 | 0 | 0 | 0 |
| ZINACANTEPEC | 0 | 0 | 0 | 1 | 1 | 0 | 2 | 1 | 1 |
| ZUMPAHUACÁN | 0 | 0 | 0 | 0 | 0 | 0 | 1 | 1 | 0 |
| ZUMPANGO | 0 | 0 | 0 | 0 | 0 | 0 | 0 | 0 | 0 |

DEFUNCIONES REGISTRADAS DE 5 A 17 AÑOS POR MUNICIPIO SEGÚN MES DE REGISTRO Y SEXO
2006

CUADRO 2.6
(3a. parte)

| MUNICIPIO | JULIO | | | AGOSTO | | | SEPTIEMBRE | | |
|-------------------------|-------|---------|---------|--------|---------|---------|------------|---------|---------|
| | TOTAL | HOMBRES | MUJERES | TOTAL | HOMBRES | MUJERES | TOTAL | HOMBRES | MUJERES |
| ESTADO DE MÉXICO | 89 | 48 | 41 | 93 | 53 | 40 | 96 | 62 | 34 |
| ACAMBAY | 0 | 0 | 0 | 0 | 0 | 0 | 0 | 0 | 0 |
| ACOLMAN | 0 | 0 | 0 | 0 | 0 | 0 | 0 | 0 | 0 |
| ACULCO | 0 | 0 | 0 | 0 | 0 | 0 | 0 | 0 | 0 |
| ALMOLOYA DE ALQUISIRAS | 0 | 0 | 0 | 0 | 0 | 0 | 0 | 0 | 0 |
| ALMOLOYA DE JUÁREZ | 1 | 0 | 1 | 1 | 1 | 0 | 1 | 1 | 0 |
| ALMOLOYA DEL RÍO | 0 | 0 | 0 | 0 | 0 | 0 | 0 | 0 | 0 |
| AMANALCO | 1 | 1 | 0 | 0 | 0 | 0 | 0 | 0 | 0 |
| AMATEPEC | 0 | 0 | 0 | 0 | 0 | 0 | 1 | 1 | 0 |
| AMECAMECA | 1 | 1 | 0 | 1 | 0 | 1 | 1 | 1 | 0 |
| APAXCO | 0 | 0 | 0 | 0 | 0 | 0 | 0 | 0 | 0 |
| ATENCO | 0 | 0 | 0 | 0 | 0 | 0 | 0 | 0 | 0 |
| ATIZAPAN | 0 | 0 | 0 | 0 | 0 | 0 | 0 | 0 | 0 |
| ATIZAPAN DE ZARAGOZA | 4 | 3 | 1 | 1 | 0 | 1 | 1 | 1 | 0 |
| ATLACOMULCO | 4 | 3 | 1 | 2 | 0 | 2 | 0 | 0 | 0 |
| ATLAUTLA | 0 | 0 | 0 | 0 | 0 | 0 | 0 | 0 | 0 |
| AXAPUSCO | 0 | 0 | 0 | 1 | 1 | 0 | 0 | 0 | 0 |
| AYAPANGO | 0 | 0 | 0 | 0 | 0 | 0 | 0 | 0 | 0 |
| CALIMAYA | 1 | 1 | 0 | 0 | 0 | 0 | 0 | 0 | 0 |
| CAPULHÚAC | 0 | 0 | 0 | 0 | 0 | 0 | 1 | 0 | 1 |
| COACALCO DE BERRIOZABAL | 1 | 0 | 1 | 1 | 1 | 0 | 0 | 0 | 0 |
| COATEPEC HARINAS | 0 | 0 | 0 | 0 | 0 | 0 | 0 | 0 | 0 |
| COCOTITLÁN | 0 | 0 | 0 | 0 | 0 | 0 | 0 | 0 | 0 |
| COYOTEPEC | 1 | 1 | 0 | 0 | 0 | 0 | 1 | 1 | 0 |
| CUAUTITLÁN | 0 | 0 | 0 | 1 | 0 | 1 | 0 | 0 | 0 |
| CUAUTITLÁN IZCALLI | 2 | 2 | 0 | 1 | 1 | 0 | 4 | 3 | 1 |
| CHALCO | 1 | 1 | 0 | 1 | 1 | 0 | 0 | 0 | 0 |
| CHAPA DE MOTA | 0 | 0 | 0 | 0 | 0 | 0 | 0 | 0 | 0 |
| CHAPULTEPEC | 0 | 0 | 0 | 0 | 0 | 0 | 0 | 0 | 0 |
| CHIAUTLA | 0 | 0 | 0 | 0 | 0 | 0 | 0 | 0 | 0 |
| CHICOLOAPAN | 0 | 0 | 0 | 0 | 0 | 0 | 0 | 0 | 0 |
| CHICONCUAC | 0 | 0 | 0 | 0 | 0 | 0 | 0 | 0 | 0 |
| CHIMALHUACÁN | 6 | 4 | 2 | 2 | 1 | 1 | 6 | 5 | 1 |
| DONATO GUERRA | 0 | 0 | 0 | 0 | 0 | 0 | 0 | 0 | 0 |
| ECATEPEC DE MORELOS | 5 | 2 | 3 | 10 | 5 | 5 | 12 | 4 | 8 |
| ECATZINGO | 0 | 0 | 0 | 0 | 0 | 0 | 0 | 0 | 0 |
| EL ORO | 1 | 1 | 0 | 1 | 0 | 1 | 0 | 0 | 0 |
| HUEHUETOCA | 1 | 1 | 0 | 0 | 0 | 0 | 0 | 0 | 0 |
| HUEYPOXTLA | 0 | 0 | 0 | 0 | 0 | 0 | 1 | 1 | 0 |
| HUIXQUILUCAN | 1 | 1 | 0 | 3 | 3 | 0 | 0 | 0 | 0 |
| ISIDRO FABELA | 0 | 0 | 0 | 0 | 0 | 0 | 0 | 0 | 0 |
| IXTAPALUCA | 0 | 0 | 0 | 2 | 0 | 2 | 3 | 2 | 1 |
| IXTAPAN DE LA SAL | 0 | 0 | 0 | 1 | 1 | 0 | 0 | 0 | 0 |
| IXTAPAN DEL ORO | 0 | 0 | 0 | 0 | 0 | 0 | 1 | 0 | 1 |
| IXTLAHUACA | 1 | 0 | 1 | 0 | 0 | 0 | 0 | 0 | 0 |
| JALTENCO | 0 | 0 | 0 | 0 | 0 | 0 | 0 | 0 | 0 |
| JILOTEPEC | 1 | 1 | 0 | 4 | 4 | 0 | 0 | 0 | 0 |
| JILOTZINGO | 0 | 0 | 0 | 0 | 0 | 0 | 0 | 0 | 0 |
| JIQUIPILCO | 1 | 1 | 0 | 0 | 0 | 0 | 0 | 0 | 0 |
| JOCOTITLÁN | 0 | 0 | 0 | 1 | 1 | 0 | 0 | 0 | 0 |
| JOQUICINGO | 0 | 0 | 0 | 0 | 0 | 0 | 0 | 0 | 0 |
| JUCHITEPEC | 0 | 0 | 0 | 0 | 0 | 0 | 0 | 0 | 0 |
| LA PAZ | 2 | 1 | 1 | 4 | 3 | 1 | 2 | 1 | 1 |
| LERMA | 0 | 0 | 0 | 0 | 0 | 0 | 0 | 0 | 0 |
| LUVIANOS | 1 | 1 | 0 | 0 | 0 | 0 | 0 | 0 | 0 |
| MALINALCO | 0 | 0 | 0 | 0 | 0 | 0 | 0 | 0 | 0 |
| MELCHOR OCAMPO | 0 | 0 | 0 | 0 | 0 | 0 | 0 | 0 | 0 |
| METEPEC | 1 | 0 | 1 | 2 | 2 | 0 | 0 | 0 | 0 |
| MEXICALTZINGO | 0 | 0 | 0 | 0 | 0 | 0 | 0 | 0 | 0 |
| MORELOS | 1 | 1 | 0 | 1 | 1 | 0 | 0 | 0 | 0 |
| NAUCALPAN DE JUÁREZ | 5 | 4 | 1 | 3 | 2 | 1 | 10 | 10 | 0 |
| NEXTLALPAN | 0 | 0 | 0 | 1 | 0 | 1 | 0 | 0 | 0 |
| NEZAHUALCÓYOTL | 1 | 0 | 1 | 2 | 2 | 0 | 1 | 1 | 0 |

(Continúa)

DEFUNCIONES REGISTRADAS DE 5 A 17 AÑOS POR MUNICIPIO SEGÚN MES DE REGISTRO Y SEXO
2006

CUADRO 2.6
(3a. parte)

| MUNICIPIO | JULIO | | | AGOSTO | | | SEPTIEMBRE | | |
|-----------------------------|-------|---------|---------|--------|---------|---------|------------|---------|---------|
| | TOTAL | HOMBRES | MUJERES | TOTAL | HOMBRES | MUJERES | TOTAL | HOMBRES | MUJERES |
| NICOLÁS ROMERO | 0 | 0 | 0 | 2 | 1 | 1 | 2 | 1 | 1 |
| NOPALTEPEC | 0 | 0 | 0 | 2 | 0 | 2 | 0 | 0 | 0 |
| OCOYOACAC | 1 | 1 | 0 | 0 | 0 | 0 | 0 | 0 | 0 |
| OCUILAN | 0 | 0 | 0 | 0 | 0 | 0 | 0 | 0 | 0 |
| OTUMBA | 0 | 0 | 0 | 0 | 0 | 0 | 0 | 0 | 0 |
| OTZOLOAPAN | 0 | 0 | 0 | 0 | 0 | 0 | 0 | 0 | 0 |
| OTZOLOTEPEC | 0 | 0 | 0 | 0 | 0 | 0 | 0 | 0 | 0 |
| OZUMBA | 0 | 0 | 0 | 1 | 0 | 1 | 0 | 0 | 0 |
| PAPALOTLA | 0 | 0 | 0 | 0 | 0 | 0 | 0 | 0 | 0 |
| POLOTILÁN | 0 | 0 | 0 | 1 | 1 | 0 | 0 | 0 | 0 |
| RAYÓN | 0 | 0 | 0 | 0 | 0 | 0 | 0 | 0 | 0 |
| SAN ANTONIO LA ISLA | 0 | 0 | 0 | 0 | 0 | 0 | 0 | 0 | 0 |
| SAN FELIPE DEL PROGRESO | 0 | 0 | 0 | 0 | 0 | 0 | 1 | 0 | 1 |
| SAN JOSÉ DEL RINCÓN | 1 | 0 | 1 | 0 | 0 | 0 | 0 | 0 | 0 |
| SAN MARTÍN DE LAS PIRÁMIDES | 0 | 0 | 0 | 0 | 0 | 0 | 0 | 0 | 0 |
| SAN MATEO ATENCO | 0 | 0 | 0 | 2 | 2 | 0 | 0 | 0 | 0 |
| SAN SIMÓN DE GUERRERO | 0 | 0 | 0 | 0 | 0 | 0 | 0 | 0 | 0 |
| SANTO TOMÁS | 0 | 0 | 0 | 0 | 0 | 0 | 0 | 0 | 0 |
| SOYANIQUELIPAN DE JUÁREZ | 0 | 0 | 0 | 0 | 0 | 0 | 1 | 0 | 1 |
| SULTEPEC | 3 | 1 | 2 | 1 | 0 | 1 | 0 | 0 | 0 |
| TECÁMAC | 2 | 1 | 1 | 2 | 1 | 1 | 0 | 0 | 0 |
| TEJUPILCO | 0 | 0 | 0 | 1 | 1 | 0 | 1 | 0 | 1 |
| TEMAMATLA | 0 | 0 | 0 | 0 | 0 | 0 | 0 | 0 | 0 |
| TEMASCALAPA | 2 | 1 | 1 | 0 | 0 | 0 | 2 | 2 | 0 |
| TEMASCALCINGO | 2 | 2 | 0 | 1 | 0 | 1 | 1 | 0 | 1 |
| TEMASCALTEPEC | 0 | 0 | 0 | 0 | 0 | 0 | 0 | 0 | 0 |
| TEMOAYA | 2 | 0 | 2 | 0 | 0 | 0 | 1 | 1 | 0 |
| TENANCINGO | 2 | 1 | 1 | 0 | 0 | 0 | 0 | 0 | 0 |
| TENANGO DEL AIRE | 0 | 0 | 0 | 0 | 0 | 0 | 0 | 0 | 0 |
| TENANGO DEL VALLE | 0 | 0 | 0 | 2 | 1 | 1 | 0 | 0 | 0 |
| TEOLOYUCÁN | 0 | 0 | 0 | 0 | 0 | 0 | 0 | 0 | 0 |
| TEOTIHUACÁN | 1 | 1 | 0 | 0 | 0 | 0 | 0 | 0 | 0 |
| TEPETLAOXTOC | 0 | 0 | 0 | 0 | 0 | 0 | 0 | 0 | 0 |
| TEPETLIXPA | 0 | 0 | 0 | 0 | 0 | 0 | 1 | 1 | 0 |
| TEPOTZOTLÁN | 0 | 0 | 0 | 0 | 0 | 0 | 0 | 0 | 0 |
| TEQUIXQUIAC | 0 | 0 | 0 | 1 | 1 | 0 | 0 | 0 | 0 |
| TEXCALTITLÁN | 0 | 0 | 0 | 0 | 0 | 0 | 1 | 1 | 0 |
| TEXCALYACAC | 0 | 0 | 0 | 0 | 0 | 0 | 0 | 0 | 0 |
| TEXCOCO | 0 | 0 | 0 | 2 | 1 | 1 | 5 | 2 | 3 |
| TEZOYUCA | 1 | 0 | 1 | 0 | 0 | 0 | 0 | 0 | 0 |
| TIANGUISTENCO | 0 | 0 | 0 | 0 | 0 | 0 | 0 | 0 | 0 |
| TIMILPAN | 0 | 0 | 0 | 2 | 0 | 2 | 0 | 0 | 0 |
| TLALMANALCO | 2 | 2 | 0 | 1 | 0 | 1 | 0 | 0 | 0 |
| TLALNEPANTLA DE BAZ | 4 | 0 | 4 | 1 | 1 | 0 | 3 | 2 | 1 |
| TLATLAYA | 0 | 0 | 0 | 1 | 0 | 1 | 0 | 0 | 0 |
| TOLUCA | 14 | 6 | 8 | 15 | 8 | 7 | 18 | 10 | 8 |
| TONANITLA | 0 | 0 | 0 | 0 | 0 | 0 | 0 | 0 | 0 |
| TONATICO | 0 | 0 | 0 | 0 | 0 | 0 | 0 | 0 | 0 |
| TULTEPEC | 0 | 0 | 0 | 0 | 0 | 0 | 1 | 1 | 0 |
| TULTITLÁN | 1 | 0 | 1 | 2 | 2 | 0 | 1 | 1 | 0 |
| VALLE DE BRAVO | 0 | 0 | 0 | 1 | 1 | 0 | 0 | 0 | 0 |
| VALLE DE CHALCO SOLIDARIDAD | 1 | 0 | 1 | 1 | 0 | 1 | 5 | 3 | 2 |
| VILLA DE ALLENDE | 0 | 0 | 0 | 2 | 1 | 1 | 1 | 1 | 0 |
| VILLA DEL CARBÓN | 0 | 0 | 0 | 0 | 0 | 0 | 1 | 0 | 1 |
| VILLA GUERRERO | 0 | 0 | 0 | 0 | 0 | 0 | 3 | 3 | 0 |
| VILLA VICTORIA | 2 | 0 | 2 | 1 | 0 | 1 | 0 | 0 | 0 |
| XALATLACO | 0 | 0 | 0 | 1 | 1 | 0 | 1 | 1 | 0 |
| XONACATLÁN | 0 | 0 | 0 | 0 | 0 | 0 | 0 | 0 | 0 |
| ZACAZONAPAN | 0 | 0 | 0 | 0 | 0 | 0 | 0 | 0 | 0 |
| ZACUALPAN | 1 | 0 | 1 | 0 | 0 | 0 | 0 | 0 | 0 |
| ZINACANTEPEC | 1 | 0 | 1 | 0 | 0 | 0 | 0 | 0 | 0 |
| ZUMPAHUACÁN | 0 | 0 | 0 | 0 | 0 | 0 | 0 | 0 | 0 |
| ZUMPANGO | 1 | 1 | 0 | 0 | 0 | 0 | 0 | 0 | 0 |

DEFUNCIONES REGISTRADAS DE 5 A 17 AÑOS POR MUNICIPIO SEGÚN MES DE REGISTRO Y SEXO
2006

CUADRO 2.6
(4a. parte y última)

| MUNICIPIO | OCTUBRE | | | NOVIEMBRE | | | DICIEMBRE | | |
|-------------------------|-----------|-----------|-----------|-----------|-----------|-----------|-----------|-----------|-----------|
| | TOTAL | HOMBRES | MUJERES | TOTAL | HOMBRES | MUJERES | TOTAL | HOMBRES | MUJERES |
| ESTADO DE MÉXICO | 83 | 56 | 27 | 88 | 55 | 33 | 97 | 59 | 38 |
| ACAMBAY | 0 | 0 | 0 | 0 | 0 | 0 | 0 | 0 | 0 |
| ACOLMAN | 0 | 0 | 0 | 0 | 0 | 0 | 1 | 1 | 0 |
| ACULCO | 0 | 0 | 0 | 0 | 0 | 0 | 0 | 0 | 0 |
| ALMOLOYA DE ALQUISIRAS | 0 | 0 | 0 | 1 | 1 | 0 | 0 | 0 | 0 |
| ALMOLOYA DE JUÁREZ | 2 | 1 | 1 | 1 | 0 | 1 | 0 | 0 | 0 |
| ALMOLOYA DEL RÍO | 0 | 0 | 0 | 0 | 0 | 0 | 0 | 0 | 0 |
| AMANALCO | 0 | 0 | 0 | 0 | 0 | 0 | 0 | 0 | 0 |
| AMATEPEC | 0 | 0 | 0 | 2 | 0 | 2 | 0 | 0 | 0 |
| AMECAMECA | 0 | 0 | 0 | 1 | 1 | 0 | 0 | 0 | 0 |
| APAXCO | 1 | 1 | 0 | 0 | 0 | 0 | 0 | 0 | 0 |
| ATENCO | 0 | 0 | 0 | 0 | 0 | 0 | 1 | 1 | 0 |
| ATIZAPAN | 0 | 0 | 0 | 0 | 0 | 0 | 0 | 0 | 0 |
| ATIZAPAN DE ZARAGOZA | 1 | 1 | 0 | 1 | 1 | 0 | 1 | 0 | 1 |
| ATLACOMULCO | 1 | 1 | 0 | 3 | 2 | 1 | 0 | 0 | 0 |
| ATLAUTLA | 1 | 1 | 0 | 0 | 0 | 0 | 1 | 0 | 1 |
| AXAPUSCO | 0 | 0 | 0 | 0 | 0 | 0 | 1 | 1 | 0 |
| AYAPANGO | 0 | 0 | 0 | 0 | 0 | 0 | 0 | 0 | 0 |
| CALIMAYA | 1 | 1 | 0 | 0 | 0 | 0 | 0 | 0 | 0 |
| CAPULHÚAC | 0 | 0 | 0 | 0 | 0 | 0 | 0 | 0 | 0 |
| COACALCO DE BERRIOZABAL | 2 | 2 | 0 | 0 | 0 | 0 | 3 | 2 | 1 |
| COATEPEC HARINAS | 0 | 0 | 0 | 1 | 1 | 0 | 1 | 1 | 0 |
| COCOTITLÁN | 0 | 0 | 0 | 0 | 0 | 0 | 0 | 0 | 0 |
| COYOTEPEC | 0 | 0 | 0 | 1 | 1 | 0 | 1 | 0 | 1 |
| CUAUTITLÁN | 4 | 3 | 1 | 2 | 1 | 1 | 2 | 2 | 0 |
| CUAUTITLÁN IZCALLI | 3 | 3 | 0 | 1 | 1 | 0 | 2 | 0 | 2 |
| CHALCO | 3 | 3 | 0 | 2 | 2 | 0 | 4 | 2 | 2 |
| CHAPA DE MOTA | 0 | 0 | 0 | 0 | 0 | 0 | 0 | 0 | 0 |
| CHAPULTEPEC | 0 | 0 | 0 | 0 | 0 | 0 | 0 | 0 | 0 |
| CHIAUTLA | 0 | 0 | 0 | 1 | 1 | 0 | 0 | 0 | 0 |
| CHICULOAPAN | 0 | 0 | 0 | 2 | 0 | 2 | 4 | 2 | 2 |
| CHICONCUAC | 0 | 0 | 0 | 1 | 0 | 1 | 0 | 0 | 0 |
| CHIMALHUACÁN | 6 | 4 | 2 | 3 | 2 | 1 | 3 | 1 | 2 |
| DONATO GUERRA | 0 | 0 | 0 | 0 | 0 | 0 | 0 | 0 | 0 |
| ECATEPEC DE MORELOS | 4 | 3 | 1 | 8 | 4 | 4 | 11 | 6 | 5 |
| ECATZINGO | 0 | 0 | 0 | 0 | 0 | 0 | 0 | 0 | 0 |
| EL ORO | 0 | 0 | 0 | 0 | 0 | 0 | 0 | 0 | 0 |
| HUEHUETOCA | 2 | 1 | 1 | 0 | 0 | 0 | 1 | 1 | 0 |
| HUEYPOXTLA | 0 | 0 | 0 | 0 | 0 | 0 | 0 | 0 | 0 |
| HUIXQUILUCAN | 3 | 2 | 1 | 0 | 0 | 0 | 2 | 1 | 1 |
| ISIDRO FABELA | 0 | 0 | 0 | 0 | 0 | 0 | 0 | 0 | 0 |
| IXTAPALUCA | 0 | 0 | 0 | 2 | 2 | 0 | 6 | 3 | 3 |
| IXTAPAN DE LA SAL | 3 | 1 | 2 | 0 | 0 | 0 | 0 | 0 | 0 |
| IXTAPAN DEL ORO | 0 | 0 | 0 | 0 | 0 | 0 | 0 | 0 | 0 |
| IXTLAHUACA | 2 | 1 | 1 | 0 | 0 | 0 | 0 | 0 | 0 |
| JALTENCO | 0 | 0 | 0 | 0 | 0 | 0 | 0 | 0 | 0 |
| JILOTEPEC | 1 | 0 | 1 | 0 | 0 | 0 | 0 | 0 | 0 |
| JILOTZINGO | 0 | 0 | 0 | 0 | 0 | 0 | 0 | 0 | 0 |
| JIQUIPILCO | 0 | 0 | 0 | 1 | 1 | 0 | 1 | 1 | 0 |
| JOCOTITLÁN | 0 | 0 | 0 | 1 | 1 | 0 | 1 | 0 | 1 |
| JOQUICINGO | 0 | 0 | 0 | 0 | 0 | 0 | 0 | 0 | 0 |
| JUCHITEPEC | 0 | 0 | 0 | 0 | 0 | 0 | 1 | 1 | 0 |
| LA PAZ | 0 | 0 | 0 | 3 | 2 | 1 | 1 | 0 | 1 |
| LERMA | 1 | 1 | 0 | 0 | 0 | 0 | 0 | 0 | 0 |
| LUVIANOS | 0 | 0 | 0 | 0 | 0 | 0 | 0 | 0 | 0 |
| MALINALCO | 1 | 1 | 0 | 1 | 0 | 1 | 0 | 0 | 0 |
| MELCHOR OCAMPO | 0 | 0 | 0 | 0 | 0 | 0 | 0 | 0 | 0 |
| METEPEC | 3 | 2 | 1 | 1 | 1 | 0 | 1 | 1 | 0 |
| MEXICALTZINGO | 0 | 0 | 0 | 0 | 0 | 0 | 0 | 0 | 0 |
| MORELOS | 0 | 0 | 0 | 0 | 0 | 0 | 0 | 0 | 0 |
| NAUCALPAN DE JUÁREZ | 5 | 3 | 2 | 6 | 0 | 6 | 6 | 4 | 2 |
| NEXTLALPAN | 0 | 0 | 0 | 0 | 0 | 0 | 0 | 0 | 0 |
| NEZAHUALCÓYOTL | 0 | 0 | 0 | 6 | 4 | 2 | 6 | 5 | 1 |

(Continúa)

DEFUNCIONES REGISTRADAS DE 5 A 17 AÑOS POR MUNICIPIO SEGÚN MES DE REGISTRO Y SEXO
2006

CUADRO 2.6
(4a. parte y última)

| MUNICIPIO | OCTUBRE | | | NOVIEMBRE | | | DICIEMBRE | | |
|-----------------------------|---------|---------|---------|-----------|---------|---------|-----------|---------|---------|
| | TOTAL | HOMBRES | MUJERES | TOTAL | HOMBRES | MUJERES | TOTAL | HOMBRES | MUJERES |
| NICOLÁS ROMERO | 2 | 1 | 1 | 3 | 3 | 0 | 3 | 2 | 1 |
| NOPALTEPEC | 0 | 0 | 0 | 0 | 0 | 0 | 0 | 0 | 0 |
| OCOYOACAC | 0 | 0 | 0 | 0 | 0 | 0 | 1 | 1 | 0 |
| OCUILAN | 0 | 0 | 0 | 0 | 0 | 0 | 0 | 0 | 0 |
| OTUMBA | 0 | 0 | 0 | 0 | 0 | 0 | 0 | 0 | 0 |
| OTZOLOAPAN | 0 | 0 | 0 | 0 | 0 | 0 | 0 | 0 | 0 |
| OTZOLOTEPEC | 0 | 0 | 0 | 0 | 0 | 0 | 0 | 0 | 0 |
| OZUMBA | 0 | 0 | 0 | 0 | 0 | 0 | 0 | 0 | 0 |
| PAPALOTLA | 0 | 0 | 0 | 0 | 0 | 0 | 0 | 0 | 0 |
| POLOTITLÁN | 4 | 3 | 1 | 0 | 0 | 0 | 0 | 0 | 0 |
| RAYÓN | 0 | 0 | 0 | 0 | 0 | 0 | 0 | 0 | 0 |
| SAN ANTONIO LA ISLA | 0 | 0 | 0 | 0 | 0 | 0 | 0 | 0 | 0 |
| SAN FELIPE DEL PROGRESO | 2 | 2 | 0 | 1 | 0 | 1 | 2 | 1 | 1 |
| SAN JOSÉ DEL RINCÓN | 0 | 0 | 0 | 1 | 1 | 0 | 1 | 1 | 0 |
| SAN MARTÍN DE LAS PIRÁMIDES | 0 | 0 | 0 | 0 | 0 | 0 | 0 | 0 | 0 |
| SAN MATEO ATENCO | 0 | 0 | 0 | 0 | 0 | 0 | 0 | 0 | 0 |
| SAN SIMÓN DE GUERRERO | 0 | 0 | 0 | 0 | 0 | 0 | 0 | 0 | 0 |
| SANTO TOMÁS | 0 | 0 | 0 | 0 | 0 | 0 | 0 | 0 | 0 |
| SOYANIQUEL PAN DE JUÁREZ | 0 | 0 | 0 | 1 | 1 | 0 | 0 | 0 | 0 |
| SULTEPEC | 2 | 0 | 2 | 0 | 0 | 0 | 0 | 0 | 0 |
| TECÁMAC | 2 | 0 | 2 | 0 | 0 | 0 | 0 | 0 | 0 |
| TEJUPILCO | 0 | 0 | 0 | 0 | 0 | 0 | 0 | 0 | 0 |
| TEMAMATLA | 0 | 0 | 0 | 0 | 0 | 0 | 0 | 0 | 0 |
| TEMASCALAPA | 0 | 0 | 0 | 1 | 0 | 1 | 0 | 0 | 0 |
| TEMASCALCINGO | 0 | 0 | 0 | 3 | 2 | 1 | 0 | 0 | 0 |
| TEMASCALTEPEC | 0 | 0 | 0 | 0 | 0 | 0 | 0 | 0 | 0 |
| TEMOAYA | 0 | 0 | 0 | 0 | 0 | 0 | 1 | 0 | 1 |
| TENANCINGO | 0 | 0 | 0 | 0 | 0 | 0 | 0 | 0 | 0 |
| TENANGO DEL AIRE | 1 | 1 | 0 | 0 | 0 | 0 | 0 | 0 | 0 |
| TENANGO DEL VALLE | 0 | 0 | 0 | 0 | 0 | 0 | 0 | 0 | 0 |
| TEOLOYUCÁN | 0 | 0 | 0 | 0 | 0 | 0 | 1 | 0 | 1 |
| TEOTIHUACÁN | 1 | 1 | 0 | 0 | 0 | 0 | 0 | 0 | 0 |
| TEPETLAOXTOC | 0 | 0 | 0 | 0 | 0 | 0 | 1 | 1 | 0 |
| TEPETLIXPA | 0 | 0 | 0 | 1 | 0 | 1 | 1 | 1 | 0 |
| TEPOTZOTLÁN | 0 | 0 | 0 | 0 | 0 | 0 | 0 | 0 | 0 |
| TEQUIXQUIAC | 0 | 0 | 0 | 0 | 0 | 0 | 0 | 0 | 0 |
| TEXCALTITLÁN | 0 | 0 | 0 | 0 | 0 | 0 | 0 | 0 | 0 |
| TEXCALYACAC | 0 | 0 | 0 | 0 | 0 | 0 | 0 | 0 | 0 |
| TEXCOCO | 2 | 2 | 0 | 2 | 0 | 2 | 4 | 3 | 1 |
| TEZOYUCA | 0 | 0 | 0 | 0 | 0 | 0 | 0 | 0 | 0 |
| TIANGUISTENCO | 0 | 0 | 0 | 0 | 0 | 0 | 0 | 0 | 0 |
| TIMILPAN | 1 | 1 | 0 | 0 | 0 | 0 | 0 | 0 | 0 |
| TLALMANALCO | 0 | 0 | 0 | 0 | 0 | 0 | 0 | 0 | 0 |
| TLALNEPANTLA DE BAZ | 2 | 0 | 2 | 2 | 1 | 1 | 3 | 2 | 1 |
| TLATLAYA | 0 | 0 | 0 | 0 | 0 | 0 | 0 | 0 | 0 |
| TOLUCA | 5 | 4 | 1 | 11 | 9 | 2 | 9 | 6 | 3 |
| TONANITLA | 0 | 0 | 0 | 0 | 0 | 0 | 0 | 0 | 0 |
| TONATICO | 0 | 0 | 0 | 0 | 0 | 0 | 0 | 0 | 0 |
| TULTEPEC | 0 | 0 | 0 | 1 | 1 | 0 | 0 | 0 | 0 |
| TULTITLÁN | 0 | 0 | 0 | 2 | 2 | 0 | 1 | 1 | 0 |
| VALLE DE BRAVO | 1 | 0 | 1 | 2 | 2 | 0 | 0 | 0 | 0 |
| VALLE DE CHALCO SOLIDARIDAD | 2 | 2 | 0 | 1 | 1 | 0 | 1 | 1 | 0 |
| VILLA DE ALLENDE | 0 | 0 | 0 | 0 | 0 | 0 | 1 | 1 | 0 |
| VILLA DEL CARBÓN | 0 | 0 | 0 | 0 | 0 | 0 | 0 | 0 | 0 |
| VILLA GUERRERO | 0 | 0 | 0 | 2 | 1 | 1 | 0 | 0 | 0 |
| VILLA VICTORIA | 4 | 2 | 2 | 1 | 1 | 0 | 2 | 1 | 1 |
| XALATLACO | 0 | 0 | 0 | 0 | 0 | 0 | 0 | 0 | 0 |
| XONACATLÁN | 0 | 0 | 0 | 1 | 1 | 0 | 0 | 0 | 0 |
| ZACAZONAPAN | 0 | 0 | 0 | 0 | 0 | 0 | 0 | 0 | 0 |
| ZACUALPAN | 0 | 0 | 0 | 0 | 0 | 0 | 0 | 0 | 0 |
| ZINACANTEPEC | 1 | 0 | 1 | 0 | 0 | 0 | 1 | 0 | 1 |
| ZUMPAHUACÁN | 0 | 0 | 0 | 0 | 0 | 0 | 0 | 0 | 0 |
| ZUMPANGO | 1 | 1 | 0 | 0 | 0 | 0 | 2 | 1 | 1 |

FUENTE: GEM, Secretaría General de Gobierno, Dirección General del Registro Civil, Movimiento Registral, 2006.

**DEFUNCIONES REGISTRADAS DE MAYORES DE 18 AÑOS POR MUNICIPIO SEGÚN MES DE REGISTRO Y SEXO
2006**

**CUADRO 2.7
(1a. parte)**

| MUNICIPIO | ENERO | | | FEBRERO | | | MARZO | | |
|-------------------------|--------------|--------------|--------------|--------------|--------------|--------------|--------------|--------------|--------------|
| | TOTAL | HOMBRES | MUJERES | TOTAL | HOMBRES | MUJERES | TOTAL | HOMBRES | MUJERES |
| ESTADO DE MÉXICO | 4 254 | 2 279 | 1 975 | 3 377 | 1 857 | 1 520 | 3 515 | 1 895 | 1 620 |
| ACAMBAY | 22 | 12 | 10 | 19 | 14 | 5 | 15 | 6 | 9 |
| ACOLMAN | 16 | 7 | 9 | 20 | 9 | 11 | 19 | 10 | 9 |
| ACULCO | 14 | 7 | 7 | 7 | 3 | 4 | 4 | 2 | 2 |
| ALMOLOYA DE ALQUISIRAS | 4 | 1 | 3 | 8 | 4 | 4 | 6 | 5 | 1 |
| ALMOLOYA DE JUÁREZ | 30 | 16 | 14 | 22 | 10 | 12 | 33 | 20 | 13 |
| ALMOLOYA DEL RÍO | 4 | 2 | 2 | 3 | 1 | 2 | 2 | 2 | 0 |
| AMANALCO | 7 | 5 | 2 | 6 | 2 | 4 | 12 | 7 | 5 |
| AMATEPEC | 13 | 7 | 6 | 11 | 6 | 5 | 12 | 7 | 5 |
| AMECAMECA | 20 | 9 | 11 | 14 | 8 | 6 | 19 | 9 | 10 |
| APAXCO | 2 | 1 | 1 | 4 | 1 | 3 | 6 | 3 | 3 |
| ATENCO | 9 | 6 | 3 | 8 | 4 | 4 | 9 | 2 | 7 |
| ATIZAPAN | 5 | 3 | 2 | 2 | 1 | 1 | 1 | 1 | 0 |
| ATIZAPAN DE ZARAGOZA | 102 | 56 | 46 | 92 | 48 | 44 | 73 | 41 | 32 |
| ATLACOMULCO | 34 | 21 | 13 | 41 | 25 | 16 | 38 | 17 | 21 |
| ATLAUTLA | 10 | 7 | 3 | 10 | 3 | 7 | 11 | 6 | 5 |
| AXAPUSCO | 3 | 2 | 1 | 2 | 2 | 0 | 3 | 2 | 1 |
| AYAPANGO | 0 | 0 | 0 | 1 | 0 | 1 | 1 | 1 | 0 |
| CALIMAYA | 10 | 3 | 7 | 5 | 2 | 3 | 8 | 6 | 2 |
| CAPULHÚAC | 12 | 7 | 5 | 7 | 3 | 4 | 8 | 4 | 4 |
| COACALCO DE BERRIOZABAL | 101 | 41 | 60 | 72 | 35 | 37 | 101 | 39 | 62 |
| COATEPEC HARINAS | 8 | 4 | 4 | 2 | 1 | 1 | 4 | 2 | 2 |
| COCOTITLÁN | 4 | 2 | 2 | 2 | 1 | 1 | 0 | 0 | 0 |
| COYOTEPEC | 9 | 2 | 7 | 10 | 5 | 5 | 13 | 8 | 5 |
| CUAUTITLÁN | 58 | 31 | 27 | 46 | 25 | 21 | 53 | 31 | 22 |
| CUAUTITLÁN IZCALLI | 166 | 98 | 68 | 143 | 81 | 62 | 120 | 63 | 57 |
| CHALCO | 75 | 41 | 34 | 67 | 36 | 31 | 77 | 38 | 39 |
| CHAPA DE MOTA | 4 | 1 | 3 | 4 | 2 | 2 | 10 | 3 | 7 |
| CHAPULTEPEC | 2 | 2 | 0 | 0 | 0 | 0 | 5 | 2 | 3 |
| CHIAUTLA | 7 | 4 | 3 | 4 | 3 | 1 | 5 | 4 | 1 |
| CHICOLAPAN | 16 | 11 | 5 | 14 | 8 | 6 | 20 | 7 | 13 |
| CHICONCUAC | 4 | 2 | 2 | 5 | 3 | 2 | 9 | 7 | 2 |
| CHIMALHUACÁN | 95 | 54 | 41 | 73 | 36 | 37 | 72 | 46 | 26 |
| DONATO GUERRA | 12 | 4 | 8 | 8 | 5 | 3 | 11 | 10 | 1 |
| ECATEPEC DE MORELOS | 520 | 259 | 261 | 364 | 205 | 159 | 428 | 234 | 194 |
| ECATZINGO | 2 | 2 | 0 | 4 | 3 | 1 | 1 | 0 | 1 |
| EL ORO | 9 | 3 | 6 | 10 | 5 | 5 | 7 | 3 | 4 |
| HUEHUETOCA | 12 | 9 | 3 | 1 | 1 | 0 | 10 | 4 | 6 |
| HUEYPOXTLA | 17 | 8 | 9 | 9 | 4 | 5 | 10 | 5 | 5 |
| HUIXQUILUCAN | 33 | 21 | 12 | 33 | 22 | 11 | 25 | 16 | 9 |
| ISIDRO FABELA | 3 | 3 | 0 | 0 | 0 | 0 | 3 | 1 | 2 |
| IXTAPALUCA | 63 | 37 | 26 | 30 | 20 | 10 | 52 | 30 | 22 |
| IXTAPAN DE LA SAL | 21 | 11 | 10 | 17 | 13 | 4 | 19 | 10 | 9 |
| IXTAPAN DEL ORO | 4 | 3 | 1 | 3 | 3 | 0 | 1 | 1 | 0 |
| IXTLAHUACA | 37 | 18 | 19 | 33 | 20 | 13 | 27 | 14 | 13 |
| JALTENCO | 8 | 4 | 4 | 0 | 0 | 0 | 4 | 1 | 3 |
| JILOTEPEC | 31 | 10 | 21 | 30 | 22 | 8 | 36 | 22 | 14 |
| JILOTZINGO | 6 | 3 | 3 | 5 | 4 | 1 | 2 | 1 | 1 |
| JIQUIPILCO | 17 | 9 | 8 | 14 | 7 | 7 | 15 | 8 | 7 |
| JOCOTITLÁN | 24 | 16 | 8 | 14 | 7 | 7 | 26 | 14 | 12 |
| JOQUICINGO | 7 | 1 | 6 | 1 | 1 | 0 | 3 | 1 | 2 |
| JUCHITEPEC | 9 | 3 | 6 | 3 | 2 | 1 | 8 | 1 | 7 |
| LA PAZ | 106 | 58 | 48 | 87 | 48 | 39 | 85 | 48 | 37 |
| LERMA | 39 | 21 | 18 | 20 | 6 | 14 | 19 | 11 | 8 |
| LUVIANOS | 16 | 13 | 3 | 9 | 5 | 4 | 3 | 2 | 1 |
| MALINALCO | 4 | 2 | 2 | 9 | 5 | 4 | 11 | 6 | 5 |
| MELCHOR OCAMPO | 10 | 3 | 7 | 8 | 5 | 3 | 13 | 4 | 9 |
| METEPEC | 110 | 46 | 64 | 86 | 42 | 44 | 80 | 41 | 39 |
| MEXICALTZINGO | 7 | 2 | 5 | 4 | 1 | 3 | 3 | 2 | 1 |
| MORELOS | 5 | 2 | 3 | 9 | 7 | 2 | 7 | 3 | 4 |
| NAUCALPAN DE JUÁREZ | 299 | 159 | 140 | 263 | 151 | 112 | 247 | 130 | 117 |
| NEXTLALPAN | 2 | 2 | 0 | 5 | 2 | 3 | 4 | 3 | 1 |
| NEZAHUALCÓYOTL | 255 | 131 | 124 | 211 | 119 | 92 | 225 | 124 | 101 |

(Continúa)

DEFUNCIONES REGISTRADAS DE MAYORES DE 18 AÑOS POR MUNICIPIO SEGÚN MES DE REGISTRO Y SEXO
2006

CUADRO 2.7
(1a. parte)

| MUNICIPIO | ENERO | | | FEBRERO | | | MARZO | | |
|-----------------------------|-------|---------|---------|---------|---------|---------|-------|---------|---------|
| | TOTAL | HOMBRES | MUJERES | TOTAL | HOMBRES | MUJERES | TOTAL | HOMBRES | MUJERES |
| NICOLÁS ROMERO | 55 | 29 | 26 | 54 | 31 | 23 | 60 | 32 | 28 |
| NOPALTEPEC | 2 | 1 | 1 | 2 | 1 | 1 | 3 | 0 | 3 |
| OCOYOACAC | 12 | 6 | 6 | 10 | 5 | 5 | 17 | 13 | 4 |
| OCUILAN | 10 | 7 | 3 | 9 | 6 | 3 | 6 | 3 | 3 |
| OTUMBA | 25 | 15 | 10 | 6 | 5 | 1 | 7 | 4 | 3 |
| OTZOLOAPAN | 1 | 0 | 1 | 1 | 1 | 0 | 4 | 3 | 1 |
| OTZOLOTEPEC | 22 | 12 | 10 | 15 | 8 | 7 | 16 | 7 | 9 |
| OZUMBA | 9 | 5 | 4 | 7 | 3 | 4 | 3 | 2 | 1 |
| PAPALOTLA | 0 | 0 | 0 | 0 | 0 | 0 | 0 | 0 | 0 |
| POLOTITLÁN | 4 | 2 | 2 | 1 | 0 | 1 | 6 | 4 | 2 |
| RAYÓN | 2 | 2 | 0 | 2 | 1 | 1 | 1 | 1 | 0 |
| SAN ANTONIO LA ISLA | 4 | 3 | 1 | 5 | 4 | 1 | 3 | 1 | 2 |
| SAN FELIPE DEL PROGRESO | 55 | 31 | 24 | 32 | 21 | 11 | 30 | 14 | 16 |
| SAN JOSÉ DEL RINCÓN | 25 | 14 | 11 | 30 | 15 | 15 | 19 | 15 | 4 |
| SAN MARTÍN DE LAS PIRÁMIDES | 6 | 2 | 4 | 7 | 3 | 4 | 4 | 2 | 2 |
| SAN MATEO ATENCO | 13 | 6 | 7 | 0 | 0 | 0 | 13 | 8 | 5 |
| SAN SIMÓN DE GUERRERO | 2 | 1 | 1 | 3 | 2 | 1 | 2 | 1 | 1 |
| SANTO TOMÁS | 1 | 1 | 0 | 0 | 0 | 0 | 2 | 1 | 1 |
| SOYANIQUILPAN DE JUÁREZ | 2 | 1 | 1 | 6 | 5 | 1 | 1 | 1 | 0 |
| SULTEPEC | 8 | 2 | 6 | 10 | 3 | 7 | 4 | 3 | 1 |
| TECÁMAC | 48 | 34 | 14 | 26 | 17 | 9 | 44 | 22 | 22 |
| TEJUPILCO | 35 | 20 | 15 | 29 | 16 | 13 | 27 | 14 | 13 |
| TEMAMATLA | 2 | 1 | 1 | 1 | 0 | 1 | 1 | 0 | 1 |
| TEMASCALAPA | 10 | 6 | 4 | 8 | 5 | 3 | 9 | 4 | 5 |
| TEMASCALCINGO | 27 | 17 | 10 | 21 | 8 | 13 | 16 | 7 | 9 |
| TEMASCALTEPEC | 10 | 5 | 5 | 7 | 2 | 5 | 14 | 9 | 5 |
| TEMOAYA | 15 | 9 | 6 | 19 | 9 | 10 | 21 | 9 | 12 |
| TENANCINGO | 37 | 21 | 16 | 24 | 16 | 8 | 18 | 12 | 6 |
| TENANGO DEL AIRE | 2 | 1 | 1 | 0 | 0 | 0 | 4 | 3 | 1 |
| TENANGO DEL VALLE | 23 | 13 | 10 | 21 | 10 | 11 | 16 | 6 | 10 |
| TELOYUCÁN | 21 | 13 | 8 | 11 | 6 | 5 | 13 | 10 | 3 |
| TEOTIHUACÁN | 11 | 8 | 3 | 10 | 5 | 5 | 10 | 7 | 3 |
| TEPETLAOXTOC | 5 | 2 | 3 | 5 | 4 | 1 | 6 | 3 | 3 |
| TEPETLIXPA | 8 | 7 | 1 | 7 | 4 | 3 | 8 | 2 | 6 |
| TEPOTZOTLÁN | 19 | 11 | 8 | 18 | 9 | 9 | 13 | 6 | 7 |
| TEQUIXQUIAC | 5 | 2 | 3 | 3 | 1 | 2 | 8 | 4 | 4 |
| TEXCALTITLÁN | 6 | 0 | 6 | 4 | 3 | 1 | 7 | 4 | 3 |
| TEXCALYACAC | 0 | 0 | 0 | 1 | 1 | 0 | 1 | 1 | 0 |
| TEXCOCO | 92 | 48 | 44 | 84 | 38 | 46 | 71 | 40 | 31 |
| TEZOYUCA | 7 | 4 | 3 | 3 | 2 | 1 | 3 | 0 | 3 |
| TIANGUISTENCO | 20 | 15 | 5 | 17 | 7 | 10 | 17 | 11 | 6 |
| TIMILPAN | 6 | 5 | 1 | 6 | 3 | 3 | 6 | 2 | 4 |
| TLALMANALCO | 11 | 6 | 5 | 12 | 6 | 6 | 9 | 5 | 4 |
| TLALNEPANTLA DE BAZ | 294 | 156 | 138 | 247 | 150 | 97 | 245 | 140 | 105 |
| TLATLAYA | 17 | 11 | 6 | 11 | 7 | 4 | 16 | 10 | 6 |
| TOLUCA | 378 | 215 | 163 | 303 | 156 | 147 | 302 | 153 | 149 |
| TONANITLA | 1 | 1 | 0 | 0 | 0 | 0 | 2 | 2 | 0 |
| TONATICO | 6 | 4 | 2 | 4 | 3 | 1 | 2 | 1 | 1 |
| TULTEPEC | 10 | 4 | 6 | 12 | 7 | 5 | 15 | 12 | 3 |
| TULTITLÁN | 62 | 33 | 29 | 48 | 27 | 21 | 38 | 23 | 15 |
| VALLE DE BRAVO | 26 | 15 | 11 | 21 | 10 | 11 | 22 | 8 | 14 |
| VALLE DE CHALCO SOLIDARIDAD | 50 | 31 | 19 | 48 | 24 | 24 | 48 | 29 | 19 |
| VILLA DE ALLENDE | 17 | 7 | 10 | 6 | 5 | 1 | 12 | 7 | 5 |
| VILLA DEL CARBÓN | 16 | 10 | 6 | 7 | 4 | 3 | 4 | 3 | 1 |
| VILLA GUERRERO | 19 | 8 | 11 | 16 | 8 | 8 | 24 | 14 | 10 |
| VILLA VICTORIA | 30 | 15 | 15 | 22 | 10 | 12 | 18 | 12 | 6 |
| XALATLACO | 10 | 6 | 4 | 10 | 3 | 7 | 8 | 3 | 5 |
| XONACATLÁN | 9 | 6 | 3 | 6 | 4 | 2 | 8 | 2 | 6 |
| ZACAZONAPAN | 1 | 0 | 1 | 0 | 0 | 0 | 3 | 2 | 1 |
| ZACUALPAN | 5 | 2 | 3 | 7 | 6 | 1 | 5 | 1 | 4 |
| ZINACANTEPEC | 38 | 19 | 19 | 25 | 11 | 14 | 22 | 13 | 9 |
| ZUMPAHUACÁN | 11 | 6 | 5 | 7 | 5 | 2 | 2 | 0 | 2 |
| ZUMPANGO | 22 | 14 | 8 | 26 | 14 | 12 | 22 | 13 | 9 |

DEFUNCIONES REGISTRADAS DE MAYORES DE 18 AÑOS POR MUNICIPIO SEGÚN MES DE REGISTRO Y SEXO
2006

CUADRO 2.7
(2a. parte)

| MUNICIPIO | ABRIL | | | MAYO | | | JUNIO | | |
|-------------------------|--------------|--------------|--------------|--------------|--------------|--------------|--------------|--------------|--------------|
| | TOTAL | HOMBRES | MUJERES | TOTAL | HOMBRES | MUJERES | TOTAL | HOMBRES | MUJERES |
| ESTADO DE MÉXICO | 3 247 | 1 763 | 1 484 | 3 378 | 1 883 | 1 495 | 3 261 | 1 782 | 1 479 |
| ACAMBAY | 21 | 11 | 10 | 24 | 15 | 9 | 13 | 8 | 5 |
| ACOLMAN | 21 | 9 | 12 | 27 | 14 | 13 | 24 | 15 | 9 |
| ACULCO | 9 | 5 | 4 | 8 | 3 | 5 | 14 | 9 | 5 |
| ALMOLOYA DE ALQUISIRAS | 4 | 3 | 1 | 5 | 4 | 1 | 6 | 3 | 3 |
| ALMOLOYA DE JUÁREZ | 27 | 15 | 12 | 26 | 19 | 7 | 31 | 22 | 9 |
| ALMOLOYA DEL RÍO | 2 | 1 | 1 | 2 | 1 | 1 | 3 | 2 | 1 |
| AMANALCO | 6 | 3 | 3 | 9 | 5 | 4 | 16 | 6 | 10 |
| AMATEPEC | 11 | 7 | 4 | 5 | 3 | 2 | 7 | 6 | 1 |
| AMECAMECA | 15 | 9 | 6 | 14 | 9 | 5 | 20 | 8 | 12 |
| APAXCO | 1 | 0 | 1 | 6 | 5 | 1 | 5 | 3 | 2 |
| ATENCO | 0 | 0 | 0 | 15 | 10 | 5 | 7 | 4 | 3 |
| ATIZAPAN | 2 | 1 | 1 | 2 | 0 | 2 | 3 | 3 | 0 |
| ATIZAPAN DE ZARAGOZA | 85 | 43 | 42 | 89 | 50 | 39 | 83 | 52 | 31 |
| ATLACOMULCO | 36 | 19 | 17 | 38 | 17 | 21 | 34 | 22 | 12 |
| ATLAUTLA | 4 | 2 | 2 | 1 | 1 | 0 | 11 | 10 | 1 |
| AXAPUSCO | 5 | 0 | 5 | 5 | 4 | 1 | 2 | 2 | 0 |
| AYAPANGO | 1 | 1 | 0 | 2 | 2 | 0 | 2 | 0 | 2 |
| CALIMAYA | 5 | 1 | 4 | 7 | 7 | 0 | 8 | 4 | 4 |
| CAPULHÚAC | 16 | 6 | 10 | 14 | 9 | 5 | 14 | 8 | 6 |
| COACALCO DE BERRIOZABAL | 80 | 38 | 42 | 73 | 44 | 29 | 72 | 32 | 40 |
| COATEPEC HARINAS | 8 | 3 | 5 | 7 | 5 | 2 | 13 | 3 | 10 |
| COCOTITLÁN | 3 | 2 | 1 | 1 | 1 | 0 | 0 | 0 | 0 |
| COYOTEPEC | 4 | 4 | 0 | 12 | 7 | 5 | 7 | 2 | 5 |
| CUAUTITLÁN | 43 | 26 | 17 | 35 | 24 | 11 | 43 | 23 | 20 |
| CUAUTITLÁN IZCALLI | 97 | 54 | 43 | 118 | 54 | 64 | 110 | 58 | 52 |
| CHALCO | 74 | 42 | 32 | 67 | 32 | 35 | 56 | 27 | 29 |
| CHAPA DE MOTA | 9 | 8 | 1 | 5 | 4 | 1 | 2 | 0 | 2 |
| CHAPULTEPEC | 1 | 0 | 1 | 2 | 2 | 0 | 0 | 0 | 0 |
| CHIAUTLA | 3 | 2 | 1 | 5 | 2 | 3 | 4 | 1 | 3 |
| CHICOLOAPAN | 15 | 12 | 3 | 14 | 9 | 5 | 19 | 9 | 10 |
| CHICONCUAC | 6 | 3 | 3 | 4 | 2 | 2 | 7 | 5 | 2 |
| CHIMALHUACÁN | 55 | 30 | 25 | 66 | 38 | 28 | 64 | 40 | 24 |
| DONATO GUERRA | 8 | 4 | 4 | 9 | 6 | 3 | 8 | 2 | 6 |
| ECATEPEC DE MORELOS | 388 | 219 | 169 | 404 | 211 | 193 | 384 | 210 | 174 |
| ECATZINGO | 1 | 1 | 0 | 0 | 0 | 0 | 1 | 0 | 1 |
| EL ORO | 9 | 6 | 3 | 10 | 8 | 2 | 6 | 3 | 3 |
| HUEHUETOCA | 3 | 2 | 1 | 10 | 8 | 2 | 7 | 2 | 5 |
| HUEYOXTLA | 8 | 3 | 5 | 7 | 4 | 3 | 11 | 5 | 6 |
| HUIXQUILUCAN | 33 | 21 | 12 | 39 | 27 | 12 | 23 | 11 | 12 |
| ISIDRO FABELA | 1 | 1 | 0 | 2 | 0 | 2 | 2 | 2 | 0 |
| IXTAPALUCA | 46 | 27 | 19 | 32 | 23 | 9 | 37 | 25 | 12 |
| IXTAPAN DE LA SAL | 16 | 9 | 7 | 14 | 7 | 7 | 13 | 7 | 6 |
| IXTAPAN DEL ORO | 0 | 0 | 0 | 2 | 0 | 2 | 1 | 0 | 1 |
| IXTLAHUACA | 24 | 17 | 7 | 39 | 26 | 13 | 37 | 24 | 13 |
| JALTENCO | 6 | 1 | 5 | 1 | 1 | 0 | 1 | 0 | 1 |
| JILOTEPEC | 27 | 17 | 10 | 30 | 14 | 16 | 29 | 16 | 13 |
| JILOTZINGO | 4 | 2 | 2 | 3 | 2 | 1 | 3 | 1 | 2 |
| JIQUIPILCO | 10 | 6 | 4 | 22 | 10 | 12 | 15 | 6 | 9 |
| JOCOTITLÁN | 8 | 3 | 5 | 11 | 5 | 6 | 16 | 9 | 7 |
| JOQUICINGO | 7 | 4 | 3 | 1 | 1 | 0 | 5 | 2 | 3 |
| JUCHITEPEC | 4 | 1 | 3 | 3 | 0 | 3 | 3 | 3 | 0 |
| LA PAZ | 101 | 55 | 46 | 78 | 49 | 29 | 87 | 45 | 42 |
| LERMA | 28 | 16 | 12 | 21 | 15 | 6 | 14 | 6 | 8 |
| LUVIANOS | 10 | 7 | 3 | 12 | 6 | 6 | 10 | 3 | 7 |
| MALINALCO | 9 | 7 | 2 | 6 | 4 | 2 | 8 | 6 | 2 |
| MELCHOR OCAMPO | 6 | 3 | 3 | 6 | 4 | 2 | 2 | 1 | 1 |
| METEPEC | 78 | 38 | 40 | 93 | 48 | 45 | 97 | 49 | 48 |
| MEXICALTZINGO | 3 | 2 | 1 | 2 | 1 | 1 | 3 | 1 | 2 |
| MORELOS | 8 | 5 | 3 | 10 | 5 | 5 | 11 | 8 | 3 |
| NAUCALPAN DE JUÁREZ | 250 | 145 | 105 | 230 | 133 | 97 | 202 | 107 | 95 |
| NEXTLALPAN | 3 | 2 | 1 | 4 | 3 | 1 | 3 | 3 | 0 |
| NEZAHUALCÓYOTL | 219 | 105 | 114 | 224 | 123 | 101 | 242 | 134 | 108 |

(Continúa)

DEFUNCIONES REGISTRADAS DE MAYORES DE 18 AÑOS POR MUNICIPIO SEGÚN MES DE REGISTRO Y SEXO
2006

CUADRO 2.7
(2a. parte)

| MUNICIPIO | ABRIL | | | MAYO | | | JUNIO | | |
|-----------------------------|-------|---------|---------|-------|---------|---------|-------|---------|---------|
| | TOTAL | HOMBRES | MUJERES | TOTAL | HOMBRES | MUJERES | TOTAL | HOMBRES | MUJERES |
| NICOLÁS ROMERO | 49 | 23 | 26 | 46 | 23 | 23 | 44 | 27 | 17 |
| NOPALTEPEC | 1 | 1 | 0 | 4 | 3 | 1 | 1 | 1 | 0 |
| OCOYOACAC | 9 | 5 | 4 | 15 | 8 | 7 | 10 | 1 | 9 |
| OCUILAN | 4 | 4 | 0 | 10 | 6 | 4 | 6 | 5 | 1 |
| OTUMBA | 9 | 6 | 3 | 6 | 4 | 2 | 8 | 5 | 3 |
| OTZOLOAPAN | 1 | 0 | 1 | 2 | 1 | 1 | 0 | 0 | 0 |
| OTZOLOTEPEC | 11 | 5 | 6 | 15 | 3 | 12 | 12 | 3 | 9 |
| OZUMBA | 6 | 4 | 2 | 5 | 0 | 5 | 7 | 2 | 5 |
| PAPALOTLA | 1 | 1 | 0 | 1 | 0 | 1 | 0 | 0 | 0 |
| POLOTITLÁN | 4 | 4 | 0 | 2 | 1 | 1 | 4 | 2 | 2 |
| RAYÓN | 4 | 1 | 3 | 3 | 2 | 1 | 0 | 0 | 0 |
| SAN ANTONIO LA ISLA | 3 | 1 | 2 | 4 | 3 | 1 | 3 | 1 | 2 |
| SAN FELIPE DEL PROGRESO | 38 | 22 | 16 | 24 | 15 | 9 | 33 | 21 | 12 |
| SAN JOSÉ DEL RINCÓN | 17 | 13 | 4 | 23 | 9 | 14 | 23 | 9 | 14 |
| SAN MARTÍN DE LAS PIRÁMIDES | 6 | 3 | 3 | 6 | 3 | 3 | 3 | 0 | 3 |
| SAN MATEO ATENCO | 11 | 4 | 7 | 17 | 11 | 6 | 5 | 4 | 1 |
| SAN SIMÓN DE GUERRERO | 0 | 0 | 0 | 3 | 2 | 1 | 3 | 1 | 2 |
| SANTO TOMÁS | 5 | 4 | 1 | 2 | 1 | 1 | 2 | 0 | 2 |
| SOYANIQUILPAN DE JUÁREZ | 2 | 1 | 1 | 1 | 1 | 0 | 2 | 1 | 1 |
| SULTEPEC | 6 | 3 | 3 | 10 | 5 | 5 | 10 | 6 | 4 |
| TECÁMAC | 29 | 12 | 17 | 38 | 21 | 17 | 30 | 16 | 14 |
| TEJUPILCO | 24 | 16 | 8 | 29 | 16 | 13 | 27 | 17 | 10 |
| TEMAMATLA | 0 | 0 | 0 | 1 | 1 | 0 | 0 | 0 | 0 |
| TEMASCALAPA | 9 | 6 | 3 | 6 | 4 | 2 | 9 | 7 | 2 |
| TEMASCALCINGO | 19 | 8 | 11 | 18 | 11 | 7 | 12 | 7 | 5 |
| TEMASCALTEPEC | 3 | 1 | 2 | 2 | 0 | 2 | 11 | 8 | 3 |
| TEMOAYA | 11 | 4 | 7 | 16 | 7 | 9 | 22 | 11 | 11 |
| TENANCINGO | 32 | 16 | 16 | 34 | 14 | 20 | 31 | 19 | 12 |
| TENANGO DEL AIRE | 5 | 3 | 2 | 5 | 3 | 2 | 1 | 0 | 1 |
| TENANGO DEL VALLE | 11 | 4 | 7 | 20 | 11 | 9 | 23 | 19 | 4 |
| TEOLOYUCÁN | 13 | 10 | 3 | 12 | 7 | 5 | 15 | 11 | 4 |
| TEOTIHUACÁN | 7 | 5 | 2 | 7 | 2 | 5 | 11 | 8 | 3 |
| TEPETLAOXTOC | 5 | 3 | 2 | 3 | 2 | 1 | 4 | 3 | 1 |
| TEPETLIXPA | 5 | 4 | 1 | 6 | 3 | 3 | 5 | 3 | 2 |
| TEPOTZOTLÁN | 14 | 10 | 4 | 14 | 9 | 5 | 22 | 13 | 9 |
| TEQUIXQUIAC | 4 | 2 | 2 | 7 | 5 | 2 | 4 | 2 | 2 |
| TEXCALTITLÁN | 3 | 1 | 2 | 4 | 3 | 1 | 5 | 2 | 3 |
| TEXCALYACAC | 2 | 0 | 2 | 1 | 1 | 0 | 2 | 0 | 2 |
| TEXCOCO | 63 | 31 | 32 | 82 | 46 | 36 | 72 | 38 | 34 |
| TEZOYUCA | 3 | 2 | 1 | 3 | 2 | 1 | 9 | 4 | 5 |
| TIANGUISTENCO | 14 | 8 | 6 | 23 | 13 | 10 | 8 | 5 | 3 |
| TIMILPAN | 4 | 1 | 3 | 3 | 2 | 1 | 4 | 3 | 1 |
| TLALMANALCO | 12 | 7 | 5 | 9 | 4 | 5 | 11 | 7 | 4 |
| TLALNEPANTLA DE BAZ | 249 | 123 | 126 | 244 | 123 | 121 | 229 | 123 | 106 |
| TLATLAYA | 17 | 8 | 9 | 8 | 7 | 1 | 4 | 4 | 0 |
| TOLUCA | 296 | 156 | 140 | 282 | 162 | 120 | 292 | 148 | 144 |
| TONANITLA | 1 | 1 | 0 | 3 | 2 | 1 | 2 | 1 | 1 |
| TONATICO | 2 | 2 | 0 | 6 | 3 | 3 | 3 | 2 | 1 |
| TULTEPEC | 16 | 7 | 9 | 11 | 5 | 6 | 8 | 5 | 3 |
| TULTITLÁN | 36 | 17 | 19 | 43 | 25 | 18 | 55 | 30 | 25 |
| VALLE DE BRAVO | 22 | 14 | 8 | 33 | 18 | 15 | 18 | 10 | 8 |
| VALLE DE CHALCO SOLIDARIDAD | 43 | 29 | 14 | 47 | 27 | 20 | 35 | 21 | 14 |
| VILLA DE ALLENDE | 8 | 5 | 3 | 15 | 10 | 5 | 12 | 7 | 5 |
| VILLA DEL CARBÓN | 4 | 3 | 1 | 6 | 3 | 3 | 12 | 8 | 4 |
| VILLA GUERRERO | 5 | 3 | 2 | 9 | 4 | 5 | 10 | 7 | 3 |
| VILLA VICTORIA | 20 | 14 | 6 | 23 | 15 | 8 | 15 | 9 | 6 |
| XALATLACO | 5 | 1 | 4 | 5 | 5 | 0 | 7 | 5 | 2 |
| XONACATLÁN | 8 | 2 | 6 | 5 | 1 | 4 | 4 | 2 | 2 |
| ZACAZONAPAN | 0 | 0 | 0 | 1 | 1 | 0 | 0 | 0 | 0 |
| ZACUALPAN | 3 | 3 | 0 | 4 | 2 | 2 | 3 | 2 | 1 |
| ZINACANTEPEC | 29 | 16 | 13 | 30 | 18 | 12 | 31 | 12 | 19 |
| ZUMPAHUACÁN | 1 | 0 | 1 | 3 | 2 | 1 | 3 | 1 | 2 |
| ZUMPANGO | 16 | 11 | 5 | 25 | 16 | 9 | 23 | 15 | 8 |

DEFUNCIONES REGISTRADAS DE MAYORES DE 18 AÑOS POR MUNICIPIO SEGÚN MES DE REGISTRO Y SEXO
2006

CUADRO 2.7
(3a. parte)

| MUNICIPIO | JULIO | | | AGOSTO | | | SEPTIEMBRE | | |
|-------------------------|--------------|--------------|--------------|--------------|--------------|--------------|--------------|--------------|--------------|
| | TOTAL | HOMBRES | MUJERES | TOTAL | HOMBRES | MUJERES | TOTAL | HOMBRES | MUJERES |
| ESTADO DE MÉXICO | 3 300 | 1 831 | 1 469 | 3 423 | 1 904 | 1 519 | 3 449 | 1 890 | 1 559 |
| ACAMBAY | 11 | 6 | 5 | 20 | 8 | 12 | 19 | 11 | 8 |
| ACOLMAN | 19 | 10 | 9 | 23 | 13 | 10 | 17 | 8 | 9 |
| ACULCO | 17 | 9 | 8 | 8 | 4 | 4 | 12 | 9 | 3 |
| ALMOLOYA DE ALQUISIRAS | 5 | 2 | 3 | 4 | 3 | 1 | 6 | 4 | 2 |
| ALMOLOYA DE JUÁREZ | 35 | 26 | 9 | 23 | 16 | 7 | 31 | 17 | 14 |
| ALMOLOYA DEL RÍO | 1 | 1 | 0 | 6 | 3 | 3 | 2 | 2 | 0 |
| AMANALCO | 6 | 5 | 1 | 4 | 2 | 2 | 6 | 3 | 3 |
| AMATEPEC | 8 | 6 | 2 | 13 | 6 | 7 | 11 | 7 | 4 |
| AMECAMECA | 11 | 5 | 6 | 20 | 13 | 7 | 13 | 7 | 6 |
| APAXCO | 1 | 1 | 0 | 5 | 2 | 3 | 7 | 5 | 2 |
| ATENCO | 4 | 1 | 3 | 11 | 7 | 4 | 8 | 5 | 3 |
| ATIZAPAN | 0 | 0 | 0 | 4 | 2 | 2 | 2 | 2 | 0 |
| ATIZAPAN DE ZARAGOZA | 70 | 42 | 28 | 73 | 44 | 29 | 69 | 35 | 34 |
| ATLACOMULCO | 38 | 24 | 14 | 37 | 18 | 19 | 44 | 29 | 15 |
| ATLAUTLA | 6 | 3 | 3 | 6 | 5 | 1 | 11 | 5 | 6 |
| AXAPUSCO | 5 | 5 | 0 | 5 | 2 | 3 | 3 | 1 | 2 |
| AYAPANGO | 0 | 0 | 0 | 4 | 3 | 1 | 1 | 1 | 0 |
| CALIMAYA | 10 | 6 | 4 | 8 | 3 | 5 | 11 | 6 | 5 |
| CAPULHÚAC | 8 | 6 | 2 | 2 | 1 | 1 | 4 | 2 | 2 |
| COACALCO DE BERRIOZABAL | 80 | 33 | 47 | 78 | 41 | 37 | 73 | 27 | 46 |
| COATEPEC HARINAS | 11 | 9 | 2 | 12 | 9 | 3 | 8 | 6 | 2 |
| COCOTITLÁN | 0 | 0 | 0 | 2 | 1 | 1 | 2 | 2 | 0 |
| COYOTEPEC | 8 | 4 | 4 | 9 | 6 | 3 | 6 | 5 | 1 |
| CUAUTITLÁN | 55 | 29 | 26 | 49 | 28 | 21 | 36 | 23 | 13 |
| CUAUTITLÁN IZCALLI | 116 | 62 | 54 | 116 | 61 | 55 | 133 | 78 | 55 |
| CHALCO | 60 | 31 | 29 | 89 | 52 | 37 | 86 | 43 | 43 |
| CHAPA DE MOTA | 3 | 3 | 0 | 6 | 5 | 1 | 4 | 3 | 1 |
| CHAPULTEPEC | 1 | 0 | 1 | 3 | 3 | 0 | 2 | 2 | 0 |
| CHIAUTLA | 4 | 2 | 2 | 5 | 1 | 4 | 2 | 1 | 1 |
| CHICOLAPAN | 12 | 9 | 3 | 8 | 2 | 6 | 20 | 15 | 5 |
| CHICONCUAC | 9 | 4 | 5 | 6 | 6 | 0 | 5 | 1 | 4 |
| CHIMALHUACÁN | 68 | 44 | 24 | 85 | 52 | 33 | 72 | 42 | 30 |
| DONATO GUERRA | 7 | 5 | 2 | 10 | 5 | 5 | 2 | 1 | 1 |
| ECATEPEC DE MORELOS | 367 | 188 | 179 | 410 | 224 | 186 | 437 | 235 | 202 |
| ECATZINGO | 2 | 0 | 2 | 1 | 0 | 1 | 5 | 2 | 3 |
| EL ORO | 10 | 4 | 6 | 8 | 4 | 4 | 6 | 3 | 3 |
| HUEHUETOCA | 7 | 3 | 4 | 4 | 2 | 2 | 12 | 10 | 2 |
| HUEYOXTLA | 7 | 3 | 4 | 9 | 7 | 2 | 16 | 8 | 8 |
| HUIXQUILUCAN | 28 | 16 | 12 | 36 | 20 | 16 | 30 | 21 | 9 |
| ISIDRO FABELA | 1 | 0 | 1 | 1 | 0 | 1 | 2 | 0 | 2 |
| IXTAPALUCA | 30 | 13 | 17 | 45 | 23 | 22 | 48 | 30 | 18 |
| IXTAPAN DE LA SAL | 14 | 9 | 5 | 13 | 7 | 6 | 12 | 6 | 6 |
| IXTAPAN DEL ORO | 0 | 0 | 0 | 1 | 1 | 0 | 0 | 0 | 0 |
| IXTLAHUACA | 39 | 16 | 23 | 33 | 19 | 14 | 33 | 22 | 11 |
| JALTENCO | 2 | 1 | 1 | 1 | 1 | 0 | 4 | 2 | 2 |
| JILOTEPEC | 21 | 14 | 7 | 27 | 13 | 14 | 32 | 16 | 16 |
| JILOTZINGO | 4 | 3 | 1 | 1 | 1 | 0 | 3 | 3 | 0 |
| JIQUIPILCO | 13 | 4 | 9 | 18 | 11 | 7 | 18 | 7 | 11 |
| JOCOTITLÁN | 13 | 6 | 7 | 18 | 10 | 8 | 17 | 5 | 12 |
| JOQUICINGO | 3 | 1 | 2 | 1 | 0 | 1 | 5 | 2 | 3 |
| JUCHITEPEC | 4 | 2 | 2 | 2 | 0 | 2 | 6 | 4 | 2 |
| LA PAZ | 86 | 45 | 41 | 87 | 44 | 43 | 85 | 49 | 36 |
| LERMA | 21 | 12 | 9 | 30 | 18 | 12 | 26 | 14 | 12 |
| LUVIANOS | 5 | 3 | 2 | 11 | 4 | 7 | 8 | 6 | 2 |
| MALINALCO | 2 | 1 | 1 | 5 | 4 | 1 | 6 | 4 | 2 |
| MELCHOR OCAMPO | 9 | 3 | 6 | 9 | 3 | 6 | 3 | 2 | 1 |
| METEPEC | 86 | 39 | 47 | 82 | 47 | 35 | 91 | 52 | 39 |
| MEXICALTZINGO | 2 | 0 | 2 | 5 | 2 | 3 | 0 | 0 | 0 |
| MORELOS | 6 | 3 | 3 | 8 | 5 | 3 | 8 | 6 | 2 |
| NAUCALPAN DE JUÁREZ | 218 | 129 | 89 | 262 | 149 | 113 | 274 | 160 | 114 |
| NEXTLALPAN | 5 | 3 | 2 | 4 | 3 | 1 | 1 | 1 | 0 |
| NEZAHUALCÓYOTL | 203 | 119 | 84 | 192 | 101 | 91 | 225 | 107 | 118 |

(Continúa)

DEFUNCIONES REGISTRADAS DE MAYORES DE 18 AÑOS POR MUNICIPIO SEGÚN MES DE REGISTRO Y SEXO
2006

CUADRO 2.7
(3a. parte)

| MUNICIPIO | JULIO | | | AGOSTO | | | SEPTIEMBRE | | |
|-----------------------------|-------|---------|---------|--------|---------|---------|------------|---------|---------|
| | TOTAL | HOMBRES | MUJERES | TOTAL | HOMBRES | MUJERES | TOTAL | HOMBRES | MUJERES |
| NICOLÁS ROMERO | 41 | 22 | 19 | 43 | 20 | 23 | 47 | 27 | 20 |
| NOPALTEPEC | 0 | 0 | 0 | 3 | 1 | 2 | 3 | 3 | 0 |
| OCOYOACAC | 10 | 5 | 5 | 9 | 6 | 3 | 10 | 6 | 4 |
| OCUILAN | 4 | 3 | 1 | 9 | 6 | 3 | 8 | 4 | 4 |
| OTUMBA | 5 | 2 | 3 | 9 | 2 | 7 | 11 | 9 | 2 |
| OTZOLOAPAN | 2 | 1 | 1 | 2 | 1 | 1 | 3 | 3 | 0 |
| OTZOLOTEPEC | 15 | 8 | 7 | 7 | 5 | 2 | 15 | 8 | 7 |
| OZUMBA | 6 | 2 | 4 | 4 | 3 | 1 | 10 | 6 | 4 |
| PAPALOTLA | 0 | 0 | 0 | 1 | 0 | 1 | 1 | 0 | 1 |
| POLOTITLÁN | 6 | 5 | 1 | 4 | 2 | 2 | 4 | 2 | 2 |
| RAYÓN | 2 | 1 | 1 | 2 | 1 | 1 | 2 | 2 | 0 |
| SAN ANTONIO LA ISLA | 1 | 0 | 1 | 2 | 1 | 1 | 0 | 0 | 0 |
| SAN FELIPE DEL PROGRESO | 35 | 27 | 8 | 26 | 20 | 6 | 32 | 24 | 8 |
| SAN JOSÉ DEL RINCÓN | 12 | 9 | 3 | 21 | 13 | 8 | 15 | 10 | 5 |
| SAN MARTÍN DE LAS PIRÁMIDES | 6 | 3 | 3 | 5 | 3 | 2 | 4 | 1 | 3 |
| SAN MATEO ATENCO | 19 | 12 | 7 | 16 | 12 | 4 | 13 | 4 | 9 |
| SAN SIMÓN DE GUERRERO | 2 | 2 | 0 | 1 | 1 | 0 | 2 | 1 | 1 |
| SANTO TOMÁS | 1 | 1 | 0 | 2 | 0 | 2 | 1 | 1 | 0 |
| SOYANIQUILPAN DE JUÁREZ | 3 | 1 | 2 | 1 | 1 | 0 | 6 | 4 | 2 |
| SULTEPEC | 13 | 7 | 6 | 7 | 3 | 4 | 5 | 2 | 3 |
| TECÁMAC | 38 | 20 | 18 | 32 | 19 | 13 | 35 | 22 | 13 |
| TEJUPILCO | 22 | 14 | 8 | 21 | 15 | 6 | 16 | 8 | 8 |
| TEMAMATLA | 2 | 1 | 1 | 2 | 2 | 0 | 4 | 3 | 1 |
| TEMASCALAPA | 7 | 3 | 4 | 8 | 6 | 2 | 8 | 6 | 2 |
| TEMASCALCINGO | 17 | 9 | 8 | 24 | 11 | 13 | 15 | 7 | 8 |
| TEMASCALTEPEC | 10 | 5 | 5 | 8 | 7 | 1 | 12 | 9 | 3 |
| TEMOAYA | 10 | 9 | 1 | 18 | 7 | 11 | 26 | 16 | 10 |
| TENANCINGO | 23 | 12 | 11 | 26 | 15 | 11 | 33 | 11 | 22 |
| TENANGO DEL AIRE | 1 | 1 | 0 | 1 | 0 | 1 | 2 | 1 | 1 |
| TENANGO DEL VALLE | 26 | 18 | 8 | 12 | 7 | 5 | 15 | 7 | 8 |
| TEOLOYUCÁN | 10 | 8 | 2 | 8 | 6 | 2 | 12 | 5 | 7 |
| TEOTIHUACÁN | 7 | 4 | 3 | 16 | 9 | 7 | 5 | 4 | 1 |
| TETLAOXTOC | 8 | 5 | 3 | 4 | 0 | 4 | 8 | 4 | 4 |
| TETLIXPA | 6 | 4 | 2 | 3 | 2 | 1 | 6 | 3 | 3 |
| TEPOTZOTLÁN | 16 | 8 | 8 | 15 | 7 | 8 | 15 | 10 | 5 |
| TEQUIXQUIAC | 8 | 5 | 3 | 6 | 4 | 2 | 7 | 4 | 3 |
| TEXCALTITLÁN | 5 | 4 | 1 | 5 | 3 | 2 | 8 | 3 | 5 |
| TEXCALYACAC | 0 | 0 | 0 | 3 | 2 | 1 | 0 | 0 | 0 |
| TEXCOCO | 76 | 44 | 32 | 69 | 39 | 30 | 70 | 39 | 31 |
| TEZOYUCA | 2 | 1 | 1 | 6 | 3 | 3 | 4 | 3 | 1 |
| TIANGUISTENCO | 24 | 18 | 6 | 17 | 10 | 7 | 14 | 5 | 9 |
| TIMILPAN | 1 | 1 | 0 | 6 | 3 | 3 | 6 | 2 | 4 |
| TLALMANALCO | 18 | 11 | 7 | 14 | 8 | 6 | 7 | 4 | 3 |
| TLALNEPANTLA DE BAZ | 271 | 143 | 128 | 251 | 130 | 121 | 255 | 124 | 131 |
| TLATLAYA | 12 | 7 | 5 | 15 | 9 | 6 | 8 | 4 | 4 |
| TOLUCA | 334 | 179 | 155 | 312 | 169 | 143 | 293 | 155 | 138 |
| TONANITLA | 4 | 3 | 1 | 1 | 0 | 1 | 1 | 1 | 0 |
| TONATICO | 6 | 3 | 3 | 2 | 1 | 1 | 4 | 3 | 1 |
| TULTEPEC | 15 | 9 | 6 | 9 | 4 | 5 | 7 | 6 | 1 |
| TULTITLÁN | 42 | 27 | 15 | 62 | 38 | 24 | 47 | 23 | 24 |
| VALLE DE BRAVO | 31 | 23 | 8 | 24 | 16 | 8 | 16 | 10 | 6 |
| VALLE DE CHALCO SOLIDARIDAD | 44 | 22 | 22 | 46 | 25 | 21 | 46 | 29 | 17 |
| VILLA DE ALLENDE | 14 | 6 | 8 | 9 | 6 | 3 | 19 | 13 | 6 |
| VILLA DEL CARBÓN | 5 | 0 | 5 | 5 | 5 | 0 | 6 | 1 | 5 |
| VILLA GUERRERO | 13 | 8 | 5 | 8 | 7 | 1 | 11 | 7 | 4 |
| VILLA VICTORIA | 21 | 12 | 9 | 15 | 9 | 6 | 18 | 7 | 11 |
| XALATLACO | 6 | 4 | 2 | 16 | 10 | 6 | 9 | 5 | 4 |
| XONACATLÁN | 7 | 3 | 4 | 14 | 4 | 10 | 8 | 4 | 4 |
| ZACAZONAPAN | 0 | 0 | 0 | 3 | 2 | 1 | 1 | 1 | 0 |
| ZACUALPAN | 5 | 1 | 4 | 5 | 3 | 2 | 1 | 1 | 0 |
| ZINACANTEPEC | 26 | 14 | 12 | 27 | 14 | 13 | 22 | 11 | 11 |
| ZUMPAHUACÁN | 4 | 3 | 1 | 4 | 2 | 2 | 2 | 1 | 1 |
| ZUMPANGO | 23 | 15 | 8 | 19 | 14 | 5 | 14 | 6 | 8 |

DEFUNCIONES REGISTRADAS DE MAYORES DE 18 AÑOS POR MUNICIPIO SEGÚN MES DE REGISTRO Y SEXO
2006

CUADRO 2.7
(4a. parte y última)

| MUNICIPIO | OCTUBRE | | | NOVIEMBRE | | | DICIEMBRE | | |
|-------------------------|--------------|--------------|--------------|--------------|--------------|--------------|--------------|--------------|--------------|
| | TOTAL | HOMBRES | MUJERES | TOTAL | HOMBRES | MUJERES | TOTAL | HOMBRES | MUJERES |
| ESTADO DE MÉXICO | 3 503 | 1 968 | 1 535 | 3 868 | 2 109 | 1 759 | 4 236 | 2 337 | 1 899 |
| ACAMBAY | 21 | 8 | 13 | 20 | 9 | 11 | 25 | 10 | 15 |
| ACOLMAN | 29 | 19 | 10 | 22 | 14 | 8 | 28 | 15 | 13 |
| ACULCO | 11 | 5 | 6 | 12 | 8 | 4 | 15 | 8 | 7 |
| ALMOLOYA DE ALQUISIRAS | 2 | 2 | 0 | 7 | 3 | 4 | 1 | 0 | 1 |
| ALMOLOYA DE JUÁREZ | 34 | 24 | 10 | 28 | 14 | 14 | 26 | 14 | 12 |
| ALMOLOYA DEL RÍO | 0 | 0 | 0 | 6 | 2 | 4 | 3 | 0 | 3 |
| AMANALCO | 7 | 3 | 4 | 4 | 4 | 0 | 7 | 5 | 2 |
| AMATEPEC | 12 | 2 | 10 | 14 | 7 | 7 | 11 | 7 | 4 |
| AMECAMECA | 18 | 11 | 7 | 25 | 15 | 10 | 21 | 10 | 11 |
| APAXCO | 10 | 6 | 4 | 3 | 0 | 3 | 6 | 2 | 4 |
| ATENCO | 4 | 3 | 1 | 5 | 3 | 2 | 6 | 2 | 4 |
| ATIZAPAN | 2 | 0 | 2 | 5 | 3 | 2 | 2 | 0 | 2 |
| ATIZAPAN DE ZARAGOZA | 100 | 60 | 40 | 98 | 54 | 44 | 107 | 47 | 60 |
| ATLACOMULCO | 37 | 20 | 17 | 47 | 32 | 15 | 37 | 24 | 13 |
| ATLAUTLA | 7 | 6 | 1 | 10 | 5 | 5 | 8 | 3 | 5 |
| AXAPUSCO | 9 | 4 | 5 | 5 | 1 | 4 | 7 | 4 | 3 |
| AYAPANGO | 1 | 0 | 1 | 0 | 0 | 0 | 1 | 1 | 0 |
| CALIMAYA | 10 | 3 | 7 | 12 | 2 | 10 | 7 | 5 | 2 |
| CAPULHÚAC | 14 | 10 | 4 | 6 | 4 | 2 | 12 | 6 | 6 |
| COACALCO DE BERRIOZABAL | 77 | 37 | 40 | 87 | 45 | 42 | 96 | 49 | 47 |
| COATEPEC HARINAS | 7 | 6 | 1 | 15 | 6 | 9 | 14 | 5 | 9 |
| COCOTITLÁN | 3 | 1 | 2 | 3 | 3 | 0 | 2 | 2 | 0 |
| COYOTEPEC | 11 | 9 | 2 | 11 | 5 | 6 | 11 | 5 | 6 |
| CUAUTITLÁN | 40 | 26 | 14 | 57 | 34 | 23 | 77 | 34 | 43 |
| CUAUTITLÁN IZCALLI | 131 | 70 | 61 | 135 | 67 | 68 | 174 | 104 | 70 |
| CHALCO | 74 | 38 | 36 | 69 | 39 | 30 | 101 | 54 | 47 |
| CHAPA DE MOTA | 8 | 7 | 1 | 4 | 2 | 2 | 8 | 5 | 3 |
| CHAPULTEPEC | 3 | 1 | 2 | 2 | 1 | 1 | 1 | 0 | 1 |
| CHIAUTLA | 3 | 2 | 1 | 7 | 6 | 1 | 5 | 4 | 1 |
| CHICOLAPAN | 10 | 5 | 5 | 25 | 15 | 10 | 19 | 12 | 7 |
| CHICONCUAC | 8 | 5 | 3 | 10 | 7 | 3 | 5 | 3 | 2 |
| CHIMALHUACÁN | 70 | 44 | 26 | 88 | 53 | 35 | 89 | 51 | 38 |
| DONATO GUERRA | 7 | 4 | 3 | 7 | 5 | 2 | 7 | 2 | 5 |
| ECATEPEC DE MORELOS | 434 | 254 | 180 | 406 | 217 | 189 | 532 | 294 | 238 |
| ECATZINGO | 1 | 0 | 1 | 1 | 1 | 0 | 7 | 5 | 2 |
| EL ORO | 8 | 5 | 3 | 10 | 6 | 4 | 9 | 5 | 4 |
| HUEHUETOCA | 6 | 2 | 4 | 9 | 8 | 1 | 13 | 11 | 2 |
| HUEYOXTLA | 9 | 3 | 6 | 11 | 8 | 3 | 14 | 6 | 8 |
| HUIXQUILUCAN | 33 | 18 | 15 | 42 | 23 | 19 | 34 | 23 | 11 |
| ISIDRO FABELA | 1 | 0 | 1 | 1 | 1 | 0 | 1 | 1 | 0 |
| IXTAPALUCA | 48 | 27 | 21 | 56 | 37 | 19 | 61 | 34 | 27 |
| IXTAPAN DE LA SAL | 11 | 4 | 7 | 13 | 7 | 6 | 14 | 8 | 6 |
| IXTAPAN DEL ORO | 1 | 1 | 0 | 2 | 1 | 1 | 1 | 1 | 0 |
| IXTLAHUACA | 32 | 20 | 12 | 39 | 16 | 23 | 35 | 17 | 18 |
| JALTENCO | 0 | 0 | 0 | 3 | 1 | 2 | 1 | 1 | 0 |
| JILOTEPEC | 27 | 14 | 13 | 33 | 22 | 11 | 32 | 19 | 13 |
| JILOTZINGO | 2 | 1 | 1 | 1 | 0 | 1 | 1 | 1 | 0 |
| JIQUIPILCO | 12 | 6 | 6 | 21 | 13 | 8 | 14 | 13 | 1 |
| JOCOTITLÁN | 13 | 6 | 7 | 17 | 6 | 11 | 12 | 7 | 5 |
| JOQUICINGO | 2 | 0 | 2 | 4 | 3 | 1 | 3 | 2 | 1 |
| JUCHITEPEC | 6 | 3 | 3 | 4 | 2 | 2 | 5 | 0 | 5 |
| LA PAZ | 90 | 46 | 44 | 82 | 41 | 41 | 87 | 55 | 32 |
| LERMA | 27 | 22 | 5 | 26 | 19 | 7 | 28 | 18 | 10 |
| LUVIANOS | 8 | 3 | 5 | 7 | 5 | 2 | 6 | 2 | 4 |
| MALINALCO | 6 | 3 | 3 | 8 | 2 | 6 | 6 | 4 | 2 |
| MELCHOR OCAMPO | 7 | 4 | 3 | 3 | 1 | 2 | 7 | 3 | 4 |
| METEPEC | 81 | 42 | 39 | 100 | 43 | 57 | 106 | 53 | 53 |
| MEXICALTZINGO | 3 | 2 | 1 | 2 | 1 | 1 | 3 | 2 | 1 |
| MORELOS | 12 | 7 | 5 | 12 | 8 | 4 | 17 | 9 | 8 |
| NAUCALPAN DE JUÁREZ | 238 | 147 | 91 | 308 | 164 | 144 | 319 | 191 | 128 |
| NEXTLALPAN | 1 | 0 | 1 | 6 | 5 | 1 | 6 | 3 | 3 |
| NEZAHUALCÓYOTL | 248 | 136 | 112 | 278 | 149 | 129 | 314 | 164 | 150 |

(Continúa)

DEFUNCIONES REGISTRADAS DE MAYORES DE 18 AÑOS POR MUNICIPIO SEGÚN MES DE REGISTRO Y SEXO
2006

CUADRO 2.7
(4a. parte y última)

| MUNICIPIO | OCTUBRE | | | NOVIEMBRE | | | DICIEMBRE | | |
|-----------------------------|---------|---------|---------|-----------|---------|---------|-----------|---------|---------|
| | TOTAL | HOMBRES | MUJERES | TOTAL | HOMBRES | MUJERES | TOTAL | HOMBRES | MUJERES |
| NICOLÁS ROMERO | 37 | 22 | 15 | 59 | 27 | 32 | 65 | 41 | 24 |
| NOPALTEPEC | 5 | 3 | 2 | 1 | 1 | 0 | 1 | 1 | 0 |
| OCOYOACAC | 8 | 5 | 3 | 12 | 6 | 6 | 9 | 4 | 5 |
| OCUILAN | 6 | 4 | 2 | 8 | 3 | 5 | 8 | 7 | 1 |
| OTUMBA | 6 | 4 | 2 | 7 | 4 | 3 | 13 | 8 | 5 |
| OTZOLOAPAN | 0 | 0 | 0 | 1 | 0 | 1 | 2 | 2 | 0 |
| OTZOLOTEPEC | 9 | 6 | 3 | 10 | 4 | 6 | 17 | 8 | 9 |
| OZUMBA | 4 | 3 | 1 | 5 | 3 | 2 | 14 | 6 | 8 |
| PAPALOTLA | 0 | 0 | 0 | 1 | 0 | 1 | 0 | 0 | 0 |
| POLOTITLÁN | 8 | 3 | 5 | 3 | 2 | 1 | 5 | 2 | 3 |
| RAYÓN | 2 | 1 | 1 | 1 | 0 | 1 | 2 | 2 | 0 |
| SAN ANTONIO LA ISLA | 0 | 0 | 0 | 2 | 0 | 2 | 1 | 1 | 0 |
| SAN FELIPE DEL PROGRESO | 29 | 17 | 12 | 32 | 14 | 18 | 30 | 14 | 16 |
| SAN JOSÉ DEL RINCÓN | 22 | 13 | 9 | 29 | 17 | 12 | 28 | 14 | 14 |
| SAN MARTÍN DE LAS PIRÁMIDES | 2 | 0 | 2 | 11 | 7 | 4 | 5 | 3 | 2 |
| SAN MATEO ATENCO | 16 | 9 | 7 | 13 | 10 | 3 | 9 | 5 | 4 |
| SAN SIMÓN DE GUERRERO | 1 | 1 | 0 | 3 | 0 | 3 | 0 | 0 | 0 |
| SANTO TOMÁS | 1 | 0 | 1 | 2 | 1 | 1 | 2 | 0 | 2 |
| SOYANIQUILPAN DE JUÁREZ | 3 | 1 | 2 | 3 | 2 | 1 | 3 | 2 | 1 |
| SULTEPEC | 6 | 2 | 4 | 8 | 6 | 2 | 10 | 3 | 7 |
| TECÁMAC | 43 | 19 | 24 | 36 | 21 | 15 | 49 | 19 | 30 |
| TEJUPILCO | 19 | 13 | 6 | 26 | 14 | 12 | 26 | 15 | 11 |
| TEMAMATLA | 0 | 0 | 0 | 1 | 1 | 0 | 0 | 0 | 0 |
| TEMASCALAPA | 14 | 12 | 2 | 6 | 3 | 3 | 8 | 3 | 5 |
| TEMASCALCINGO | 18 | 12 | 6 | 24 | 13 | 11 | 18 | 10 | 8 |
| TEMASCALTEPEC | 7 | 5 | 2 | 10 | 3 | 7 | 6 | 4 | 2 |
| TEMOAYA | 17 | 9 | 8 | 13 | 6 | 7 | 20 | 12 | 8 |
| TENANCINGO | 31 | 16 | 15 | 27 | 14 | 13 | 33 | 17 | 16 |
| TENANGO DEL AIRE | 1 | 1 | 0 | 2 | 0 | 2 | 0 | 0 | 0 |
| TENANGO DEL VALLE | 24 | 17 | 7 | 18 | 9 | 9 | 19 | 10 | 9 |
| TEOLOYUCÁN | 23 | 9 | 14 | 17 | 10 | 7 | 9 | 5 | 4 |
| TEOTIHUACÁN | 10 | 4 | 6 | 16 | 11 | 5 | 13 | 7 | 6 |
| TEPETLAXOCTOC | 5 | 2 | 3 | 5 | 3 | 2 | 7 | 3 | 4 |
| TEPETLIXPA | 7 | 3 | 4 | 5 | 2 | 3 | 4 | 1 | 3 |
| TEPOTZOTLÁN | 16 | 11 | 5 | 21 | 10 | 11 | 20 | 11 | 9 |
| TEQUIXQUIAC | 5 | 1 | 4 | 8 | 6 | 2 | 7 | 2 | 5 |
| TEXCALTITLÁN | 2 | 0 | 2 | 4 | 3 | 1 | 5 | 3 | 2 |
| TEXCALYACAC | 2 | 0 | 2 | 1 | 1 | 0 | 0 | 0 | 0 |
| TEXCOCO | 79 | 51 | 28 | 111 | 57 | 54 | 112 | 64 | 48 |
| TEZOYUCA | 3 | 1 | 2 | 4 | 3 | 1 | 5 | 4 | 1 |
| TIANGUISTENCO | 13 | 4 | 9 | 19 | 10 | 9 | 21 | 15 | 6 |
| TIMILPAN | 4 | 1 | 3 | 8 | 7 | 1 | 8 | 3 | 5 |
| TLALMANALCO | 14 | 8 | 6 | 13 | 8 | 5 | 17 | 13 | 4 |
| TLALNEPANTLA DE BAZ | 253 | 140 | 113 | 239 | 121 | 118 | 314 | 176 | 138 |
| TLATLAYA | 9 | 5 | 4 | 10 | 3 | 7 | 13 | 9 | 4 |
| TOLUCA | 307 | 166 | 141 | 338 | 195 | 143 | 358 | 197 | 161 |
| TONANITLA | 0 | 0 | 0 | 1 | 1 | 0 | 0 | 0 | 0 |
| TONATICO | 5 | 4 | 1 | 4 | 1 | 3 | 5 | 3 | 2 |
| TULTEPEC | 14 | 9 | 5 | 20 | 7 | 13 | 10 | 6 | 4 |
| TULTITLÁN | 53 | 26 | 27 | 60 | 35 | 25 | 47 | 22 | 25 |
| VALLE DE BRAVO | 15 | 8 | 7 | 31 | 17 | 14 | 23 | 13 | 10 |
| VALLE DE CHALCO SOLIDARIDAD | 55 | 35 | 20 | 61 | 39 | 22 | 52 | 29 | 23 |
| VILLA DE ALLENDE | 11 | 5 | 6 | 22 | 15 | 7 | 13 | 6 | 7 |
| VILLA DEL CARBÓN | 9 | 7 | 2 | 15 | 11 | 4 | 19 | 10 | 9 |
| VILLA GUERRERO | 15 | 8 | 7 | 16 | 12 | 4 | 17 | 12 | 5 |
| VILLA VICTORIA | 19 | 12 | 7 | 20 | 13 | 7 | 21 | 14 | 7 |
| XALATLACO | 4 | 2 | 2 | 7 | 3 | 4 | 8 | 3 | 5 |
| XONACATLÁN | 8 | 3 | 5 | 5 | 4 | 1 | 7 | 3 | 4 |
| ZACAZONAPAN | 1 | 1 | 0 | 0 | 0 | 0 | 0 | 0 | 0 |
| ZACUALPAN | 2 | 1 | 1 | 8 | 4 | 4 | 8 | 6 | 2 |
| ZINACANTEPEC | 22 | 12 | 10 | 32 | 19 | 13 | 28 | 16 | 12 |
| ZUMPAHUACÁN | 4 | 2 | 2 | 1 | 0 | 1 | 4 | 3 | 1 |
| ZUMPANGO | 28 | 12 | 16 | 18 | 9 | 9 | 31 | 20 | 11 |

FUENTE: GEM. Secretaría General de Gobierno. Dirección General del Registro Civil. Movimiento Registral, 2006.



MATRIMONIOS

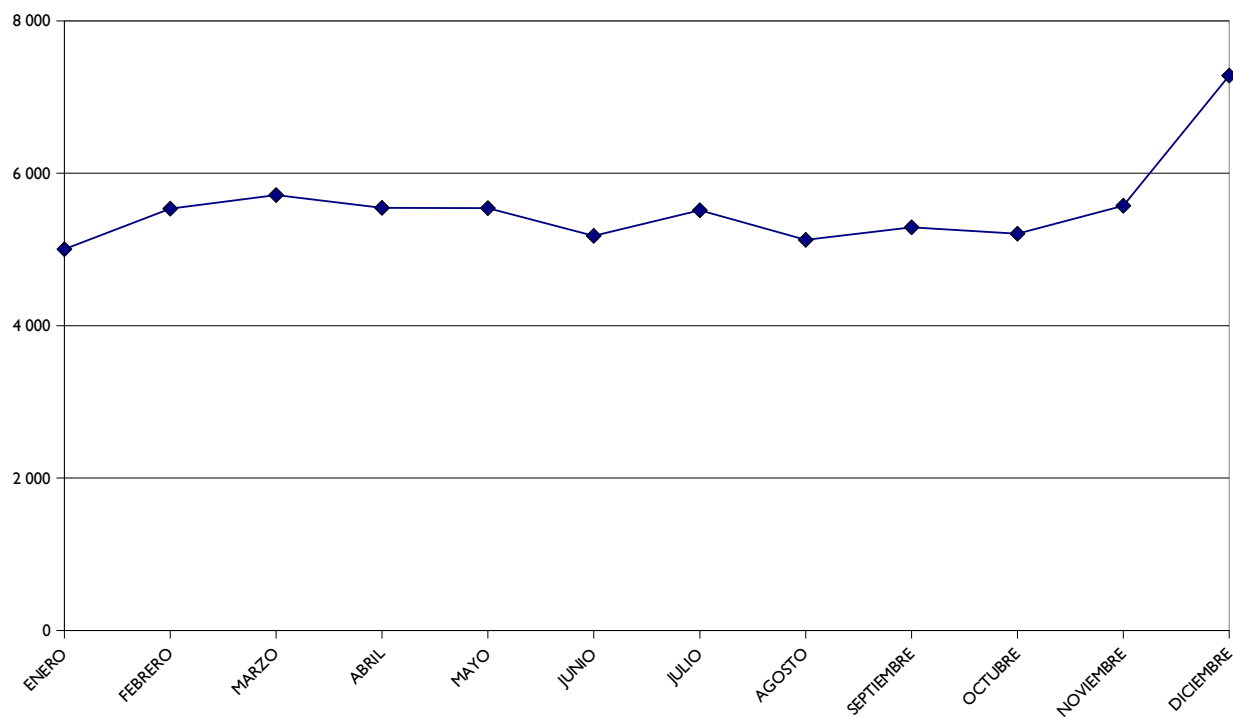
**MATRIMONIOS REGISTRADOS DE MAYORES Y MENORES DE 18 AÑOS
POR MES DE REGISTRO SEGÚN SEXO
2006**

CUADRO 3.1

| MES DE REGISTRO | TOTAL | MAYORES DE 18 AÑOS | | | MENORES DE 18 AÑOS | | |
|-------------------------|---------------|--------------------|---------------|---------------|--------------------|--------------|--------------|
| | | TOTAL | HOMBRES | MUJERES | TOTAL | HOMBRES | MUJERES |
| ESTADO DE MÉXICO | 66 506 | 125 086 | 65 092 | 59 994 | 7 926 | 1 414 | 6 512 |
| ENERO | 5 002 | 9 407 | 4 894 | 4 513 | 597 | 108 | 489 |
| FEBRERO | 5 535 | 10 329 | 5 375 | 4 954 | 741 | 160 | 581 |
| MARZO | 5 715 | 10 650 | 5 558 | 5 092 | 780 | 157 | 623 |
| ABRIL | 5 544 | 10 385 | 5 432 | 4 953 | 703 | 112 | 591 |
| MAYO | 5 541 | 10 439 | 5 404 | 5 035 | 643 | 137 | 506 |
| JUNIO | 5 177 | 9 768 | 5 091 | 4 677 | 586 | 86 | 500 |
| JULIO | 5 516 | 10 347 | 5 394 | 4 953 | 685 | 122 | 563 |
| AGOSTO | 5 126 | 9 639 | 5 026 | 4 613 | 613 | 100 | 513 |
| SEPTIEMBRE | 5 289 | 9 943 | 5 176 | 4 767 | 635 | 113 | 522 |
| OCTUBRE | 5 206 | 9 814 | 5 109 | 4 705 | 598 | 97 | 501 |
| NOVIEMBRE | 5 575 | 10 537 | 5 476 | 5 061 | 613 | 99 | 514 |
| DICIEMBRE | 7 280 | 13 828 | 7 157 | 6 671 | 732 | 123 | 609 |

FUENTE: GEM. Secretaría General de Gobierno. Dirección General del Registro Civil. Movimiento Registral, 2006.

MATRIMONIOS REGISTRADOS



FUENTE: CUADRO 3.1

**MATRIMONIOS REGISTRADOS DE MAYORES Y MENORES DE 18 AÑOS
POR MUNICIPIO SEGÚN SEXO
2006**

CUADRO 3.2

| MUNICIPIO | TOTAL | MAYORES DE 18 AÑOS | | | MENORES DE 18 AÑOS | | |
|-------------------------|---------------|--------------------|---------------|---------------|--------------------|--------------|--------------|
| | | TOTAL | HOMBRES | MUJERES | TOTAL | HOMBRES | MUJERES |
| ESTADO DE MÉXICO | 66 506 | 125 086 | 65 092 | 59 994 | 7 926 | 1 414 | 6 512 |
| ACAMBAY | 243 | 444 | 232 | 212 | 42 | 11 | 31 |
| ACOLMAN | 317 | 611 | 313 | 298 | 23 | 4 | 19 |
| ACULCO | 167 | 312 | 164 | 148 | 22 | 3 | 19 |
| ALMOLOYA DE ALQUISIRAS | 71 | 123 | 70 | 53 | 19 | 1 | 18 |
| ALMOLOYA DE JUÁREZ | 838 | 1 538 | 816 | 722 | 138 | 22 | 116 |
| ALMOLOYA DEL RÍO | 57 | 105 | 53 | 52 | 9 | 4 | 5 |
| AMANALCO | 84 | 152 | 82 | 70 | 16 | 2 | 14 |
| AMATEPEC | 177 | 316 | 171 | 145 | 38 | 6 | 32 |
| AMECAMECA | 217 | 402 | 210 | 192 | 32 | 7 | 25 |
| APAXCO | 103 | 200 | 103 | 97 | 6 | 0 | 6 |
| ATENCO | 183 | 342 | 181 | 161 | 24 | 2 | 22 |
| ATIZAPAN | 49 | 90 | 48 | 42 | 7 | 1 | 6 |
| ATIZAPAN DE ZARAGOZA | 2 270 | 4 348 | 2 247 | 2 101 | 191 | 22 | 169 |
| ATLACOMULCO | 453 | 857 | 444 | 413 | 48 | 8 | 40 |
| ATLAUTLA | 124 | 238 | 121 | 117 | 10 | 4 | 6 |
| AXAPUSCO | 115 | 211 | 112 | 99 | 18 | 2 | 16 |
| AYAPANGO | 70 | 131 | 68 | 63 | 9 | 2 | 7 |
| CALIMAYA | 295 | 531 | 284 | 247 | 58 | 10 | 48 |
| CAPULHÚAC | 174 | 322 | 171 | 151 | 26 | 3 | 23 |
| COACALCO DE BERRIOZABAL | 1 540 | 2 948 | 1 515 | 1 433 | 131 | 25 | 106 |
| COATEPEC HARINAS | 154 | 266 | 145 | 121 | 41 | 9 | 32 |
| COCOTITLÁN | 71 | 133 | 67 | 66 | 8 | 5 | 3 |
| COYOTEPEC | 248 | 464 | 243 | 221 | 32 | 4 | 28 |
| CUAUTITLÁN | 413 | 781 | 401 | 380 | 45 | 11 | 34 |
| CUAUTITLÁN IZCALLI | 2 314 | 4 463 | 2 292 | 2 171 | 165 | 22 | 143 |
| CHALCO | 1 169 | 2 191 | 1 140 | 1 051 | 146 | 27 | 119 |
| CHAPA DE MOTA | 110 | 204 | 108 | 96 | 16 | 2 | 14 |
| CHAPULTEPEC | 65 | 120 | 64 | 56 | 10 | 1 | 9 |
| CHIAUTLA | 129 | 244 | 127 | 117 | 13 | 2 | 11 |
| CHICOLOAPAN | 563 | 1 051 | 549 | 502 | 74 | 13 | 61 |
| CHICONCUAC | 84 | 158 | 81 | 77 | 10 | 5 | 5 |
| CHIMALHUACÁN | 2 046 | 3 792 | 1 984 | 1 808 | 300 | 60 | 240 |
| DONATO GUERRA | 116 | 199 | 110 | 89 | 33 | 6 | 27 |
| ECATEPEC DE MORELOS | 6 256 | 11 859 | 6 168 | 5 691 | 653 | 88 | 565 |
| ECATZINGO | 37 | 72 | 36 | 36 | 2 | 1 | 1 |
| EL ORO | 182 | 350 | 180 | 170 | 14 | 2 | 12 |
| HUEHUETOCA | 249 | 471 | 246 | 225 | 27 | 3 | 24 |
| HUEYPOXTLA | 153 | 292 | 152 | 140 | 14 | 1 | 13 |
| HUIXQUILUCAN | 892 | 1 703 | 883 | 820 | 81 | 9 | 72 |
| ISIDRO FABELA | 75 | 144 | 74 | 70 | 6 | 1 | 5 |
| IXTAPALUCA | 1 232 | 2 329 | 1 219 | 1 110 | 135 | 13 | 122 |
| IXTAPAN DE LA SAL | 173 | 329 | 172 | 157 | 17 | 1 | 16 |
| IXTAPAN DEL ORO | 35 | 64 | 33 | 31 | 6 | 2 | 4 |
| IXTLAHUACA | 777 | 1 470 | 751 | 719 | 84 | 26 | 58 |
| JALTENCO | 188 | 354 | 182 | 172 | 22 | 6 | 16 |
| JILOTEPEC | 381 | 737 | 376 | 361 | 24 | 4 | 20 |
| JILOTZINGO | 113 | 207 | 111 | 96 | 19 | 3 | 16 |
| JIQUIPILCO | 309 | 587 | 305 | 282 | 30 | 3 | 27 |
| JOCOTITLÁN | 317 | 604 | 310 | 294 | 29 | 7 | 22 |
| JOQUICINGO | 105 | 178 | 100 | 78 | 32 | 4 | 28 |
| JUCHITEPEC | 72 | 139 | 70 | 69 | 5 | 3 | 2 |
| LA PAZ | 1 282 | 2 401 | 1 250 | 1 151 | 163 | 32 | 131 |
| LERMA | 694 | 1 281 | 679 | 602 | 107 | 15 | 92 |
| LUVIANOS | 204 | 372 | 200 | 172 | 36 | 4 | 32 |
| MALINALCO | 108 | 208 | 107 | 101 | 8 | 1 | 7 |
| MELCHOR OCAMPO | 231 | 446 | 231 | 215 | 16 | 0 | 16 |
| METEPEC | 1 223 | 2 301 | 1 200 | 1 101 | 145 | 23 | 122 |
| MEXICALTZINGO | 59 | 104 | 55 | 49 | 14 | 4 | 10 |
| MORELOS | 146 | 266 | 145 | 121 | 26 | 1 | 25 |
| NAUCALPAN DE JUÁREZ | 3 839 | 7 349 | 3 784 | 3 565 | 329 | 55 | 274 |
| NEXTLALPAN | 326 | 539 | 85 | 454 | 113 | 17 | 96 |
| NEZAHUALCÓYOTL | 5 906 | 11 313 | 6 049 | 5 264 | 498 | 80 | 418 |

(Continúa)

**MATRIMONIOS REGISTRADOS DE MAYORES Y MENORES DE 18 AÑOS
POR MUNICIPIO SEGÚN SEXO
2006**

CUADRO 3.2

| MUNICIPIO | TOTAL | MAYORES DE 18 AÑOS | | | MENORES DE 18 AÑOS | | |
|-----------------------------|-------|--------------------|---------|---------|--------------------|---------|---------|
| | | TOTAL | HOMBRES | MUJERES | TOTAL | HOMBRES | MUJERES |
| NICOLÁS ROMERO | 1 444 | 2 700 | 1 410 | 1 290 | 188 | 34 | 154 |
| NOPALTEPEC | 40 | 79 | 39 | 40 | 1 | 1 | 0 |
| OCOYOACAC | 343 | 660 | 339 | 321 | 26 | 4 | 22 |
| OCUILAN | 110 | 198 | 107 | 91 | 22 | 3 | 19 |
| OTUMBA | 123 | 243 | 122 | 121 | 3 | 1 | 2 |
| OTZOLOAPAN | 22 | 38 | 21 | 17 | 6 | 1 | 5 |
| OTZOLOTEPEC | 312 | 585 | 304 | 281 | 39 | 8 | 31 |
| OZUMBA | 131 | 249 | 128 | 121 | 13 | 3 | 10 |
| PAPALOTLA | 40 | 72 | 36 | 36 | 8 | 4 | 4 |
| POLOTITLÁN | 74 | 144 | 74 | 70 | 4 | 0 | 4 |
| RAYÓN | 95 | 175 | 90 | 85 | 15 | 5 | 10 |
| SAN ANTONIO LA ISLA | 91 | 163 | 87 | 76 | 19 | 4 | 15 |
| SAN FELIPE DEL PROGRESO | 425 | 792 | 409 | 383 | 57 | 17 | 40 |
| SAN JOSÉ DEL RINCÓN | 339 | 626 | 330 | 296 | 52 | 9 | 43 |
| SAN MARTÍN DE LAS PIRÁMIDES | 124 | 235 | 121 | 114 | 13 | 3 | 10 |
| SAN MATEO ATENCO | 440 | 814 | 421 | 393 | 66 | 19 | 47 |
| SAN SIMÓN DE GUERRERO | 48 | 88 | 48 | 40 | 8 | 0 | 8 |
| SANTO TOMÁS | 57 | 99 | 57 | 42 | 15 | 0 | 15 |
| SOYANIQUILPAN DE JUÁREZ | 91 | 175 | 91 | 84 | 7 | 0 | 7 |
| SULTEPEC | 208 | 357 | 199 | 158 | 59 | 9 | 50 |
| TECÁMAC | 1 014 | 1 937 | 998 | 939 | 91 | 16 | 75 |
| TEJUPILCO | 418 | 726 | 396 | 330 | 110 | 22 | 88 |
| TEMAMATLA | 106 | 194 | 104 | 90 | 18 | 2 | 16 |
| TEMASCALAPA | 143 | 268 | 140 | 128 | 18 | 3 | 15 |
| TEMASCALCINGO | 378 | 704 | 369 | 335 | 52 | 9 | 43 |
| TEMASCALTEPEC | 203 | 369 | 200 | 169 | 37 | 3 | 34 |
| TEMOAYA | 561 | 1 038 | 544 | 494 | 84 | 17 | 67 |
| TENANCINGO | 353 | 679 | 347 | 332 | 27 | 6 | 21 |
| TENANGO DEL AIRE | 63 | 118 | 63 | 55 | 8 | 0 | 8 |
| TENANGO DEL VALLE | 407 | 712 | 382 | 330 | 102 | 25 | 77 |
| TEOLOYUCÁN | 389 | 738 | 384 | 354 | 40 | 5 | 35 |
| TEOTIHUACÁN | 226 | 434 | 226 | 208 | 18 | 0 | 18 |
| TEPETLAOXTOC | 101 | 191 | 99 | 92 | 11 | 2 | 9 |
| TEPETLIXPA | 54 | 103 | 54 | 49 | 5 | 0 | 5 |
| TEPOTZOTLÁN | 431 | 840 | 427 | 413 | 22 | 4 | 18 |
| TEQUIXQUIAC | 147 | 286 | 146 | 140 | 8 | 1 | 7 |
| TEXCALTITLÁN | 100 | 178 | 97 | 81 | 22 | 3 | 19 |
| TEXCALYACAC | 29 | 56 | 29 | 27 | 2 | 0 | 2 |
| TEXCOCO | 1 004 | 1 922 | 995 | 927 | 86 | 9 | 77 |
| TEZOYUCA | 129 | 249 | 128 | 121 | 9 | 1 | 8 |
| TIANGUISTENCO | 384 | 691 | 367 | 324 | 77 | 17 | 60 |
| TIMILPAN | 97 | 186 | 97 | 89 | 8 | 0 | 8 |
| TLALMANALCO | 155 | 298 | 154 | 144 | 12 | 1 | 11 |
| TLALNEPANTLA DE BAZ | 3 099 | 5 892 | 3 068 | 2 824 | 306 | 31 | 275 |
| TLATLAYA | 240 | 403 | 224 | 179 | 77 | 16 | 61 |
| TOLUCA | 4 140 | 7 783 | 4 060 | 3 723 | 497 | 80 | 417 |
| TONANITLA | 41 | 80 | 41 | 39 | 2 | 0 | 2 |
| TONATICO | 54 | 100 | 50 | 50 | 8 | 4 | 4 |
| TULTEPEC | 424 | 804 | 418 | 386 | 44 | 6 | 38 |
| TULTITLÁN | 1 858 | 3 524 | 1 827 | 1 697 | 192 | 31 | 161 |
| VALLE DE BRAVO | 315 | 598 | 312 | 286 | 32 | 3 | 29 |
| VALLE DE CHALCO SOLIDARIDAD | 1 374 | 2 592 | 1 345 | 1 247 | 156 | 29 | 127 |
| VILLA DE ALLENDE | 148 | 275 | 145 | 130 | 21 | 3 | 18 |
| VILLA DEL CARBÓN | 178 | 338 | 173 | 165 | 18 | 5 | 13 |
| VILLA GUERRERO | 187 | 354 | 186 | 168 | 20 | 1 | 19 |
| VILLA VICTORIA | 366 | 672 | 354 | 318 | 60 | 12 | 48 |
| XALATLACO | 175 | 312 | 168 | 144 | 38 | 7 | 31 |
| XONACATLÁN | 289 | 516 | 277 | 239 | 62 | 12 | 50 |
| ZACAZONAPAN | 27 | 46 | 26 | 20 | 8 | 1 | 7 |
| ZACUALPAN | 80 | 141 | 75 | 66 | 19 | 5 | 14 |
| ZINACANTEPEC | 932 | 1 446 | 755 | 691 | 418 | 177 | 241 |
| ZUMPAHUACÁN | 69 | 125 | 66 | 59 | 13 | 3 | 10 |
| ZUMPANGO | 476 | 920 | 474 | 446 | 32 | 2 | 30 |

FUENTE: GEM. Secretaría General de Gobierno. Dirección General del Registro Civil. Movimiento Registral, 2006.

**MATRIMONIOS REGISTRADOS DE MAYORES Y MENORES DE 18 AÑOS
POR MUNICIPIO SEGÚN MES DE REGISTRO
2006**

**CUADRO 3.3
(1a. parte)**

| MUNICIPIO | ENERO | | | FEBRERO | | | MARZO | | |
|-------------------------|--------------|--------------------|--------------------|--------------|--------------------|--------------------|--------------|--------------------|--------------------|
| | TOTAL | MAYORES DE 18 AÑOS | MENORES DE 18 AÑOS | TOTAL | MAYORES DE 18 AÑOS | MENORES DE 18 AÑOS | TOTAL | MAYORES DE 18 AÑOS | MENORES DE 18 AÑOS |
| ESTADO DE MÉXICO | 5 002 | 9 407 | 597 | 5 535 | 10 329 | 741 | 5 715 | 10 650 | 780 |
| ACAMBAY | 31 | 61 | 1 | 24 | 44 | 4 | 17 | 33 | 1 |
| ACOLMAN | 19 | 37 | 1 | 23 | 45 | 1 | 17 | 33 | 1 |
| ACULCO | 13 | 25 | 1 | 10 | 20 | 0 | 9 | 17 | 1 |
| ALMOLOYA DE ALQUISIRAS | 9 | 15 | 3 | 13 | 22 | 4 | 7 | 10 | 4 |
| ALMOLOYA DE JUÁREZ | 64 | 121 | 7 | 73 | 137 | 9 | 73 | 132 | 14 |
| ALMOLOYA DEL RÍO | 4 | 4 | 4 | 6 | 11 | 1 | 5 | 10 | 0 |
| AMANALCO | 8 | 13 | 3 | 9 | 16 | 2 | 7 | 14 | 0 |
| AMATEPEC | 16 | 28 | 4 | 18 | 31 | 5 | 16 | 27 | 5 |
| AMECAMECA | 15 | 27 | 3 | 20 | 36 | 4 | 22 | 39 | 5 |
| APAXCO | 4 | 6 | 2 | 11 | 22 | 0 | 5 | 10 | 0 |
| ATENCO | 15 | 27 | 3 | 17 | 32 | 2 | 16 | 32 | 0 |
| ATIZAPAN | 9 | 15 | 3 | 4 | 8 | 0 | 4 | 8 | 0 |
| ATIZAPAN DE ZARAGOZA | 148 | 280 | 16 | 180 | 349 | 11 | 215 | 409 | 21 |
| ATLACOMULCO | 44 | 81 | 7 | 33 | 63 | 3 | 30 | 58 | 2 |
| ATLAUTLA | 16 | 31 | 1 | 10 | 19 | 1 | 6 | 11 | 1 |
| AXAPUSCO | 8 | 14 | 2 | 11 | 20 | 2 | 5 | 9 | 1 |
| AYAPANGO | 9 | 17 | 1 | 8 | 16 | 0 | 7 | 12 | 2 |
| CALIMAYA | 24 | 41 | 7 | 22 | 37 | 7 | 20 | 32 | 8 |
| CAPULHÚAC | 16 | 28 | 4 | 7 | 12 | 2 | 13 | 26 | 0 |
| COACALCO DE BERRIOZABAL | 98 | 186 | 10 | 117 | 230 | 4 | 111 | 216 | 6 |
| COATEPEC HARINAS | 20 | 35 | 5 | 15 | 27 | 3 | 13 | 22 | 4 |
| COCOTITLÁN | 6 | 12 | 0 | 4 | 8 | 0 | 6 | 11 | 1 |
| COYOTEPEC | 17 | 32 | 2 | 21 | 41 | 1 | 18 | 34 | 2 |
| CUAUTITLÁN | 20 | 20 | 20 | 44 | 84 | 4 | 40 | 77 | 3 |
| CUAUTITLÁN IZCALLI | 171 | 330 | 12 | 162 | 311 | 13 | 189 | 363 | 15 |
| CHALCO | 95 | 179 | 11 | 89 | 168 | 10 | 100 | 188 | 12 |
| CHAPA DE MOTA | 3 | 6 | 0 | 7 | 12 | 2 | 7 | 14 | 0 |
| CHAPULTEPEC | 3 | 5 | 1 | 5 | 9 | 1 | 4 | 8 | 0 |
| CHIAUTLA | 13 | 25 | 1 | 6 | 12 | 0 | 19 | 37 | 1 |
| CHICOLOAPAN | 42 | 81 | 3 | 53 | 99 | 7 | 46 | 84 | 8 |
| CHICONCUAC | 7 | 14 | 0 | 9 | 18 | 0 | 7 | 14 | 0 |
| CHIMALHUACÁN | 140 | 261 | 19 | 161 | 294 | 28 | 166 | 305 | 27 |
| DONATO GUERRA | 10 | 17 | 3 | 7 | 13 | 1 | 11 | 18 | 4 |
| ECATEPEC DE MORELOS | 453 | 872 | 34 | 519 | 989 | 49 | 580 | 1 102 | 58 |
| ECATZINGO | 5 | 10 | 0 | 2 | 4 | 0 | 0 | 0 | 0 |
| EL ORO | 9 | 18 | 0 | 16 | 31 | 1 | 23 | 43 | 3 |
| HUEHUETOCA | 18 | 34 | 2 | 11 | 21 | 1 | 15 | 28 | 2 |
| HUEYPOXTLA | 13 | 26 | 0 | 12 | 24 | 0 | 21 | 38 | 4 |
| HUIXQUILUCAN | 69 | 133 | 5 | 54 | 105 | 3 | 111 | 215 | 7 |
| ISIDRO FABELA | 4 | 8 | 0 | 3 | 6 | 0 | 5 | 10 | 0 |
| IXTAPALUCA | 91 | 177 | 5 | 108 | 196 | 20 | 103 | 196 | 10 |
| IXTAPAN DE LA SAL | 19 | 38 | 0 | 16 | 29 | 3 | 11 | 21 | 1 |
| IXTAPAN DEL ORO | 6 | 12 | 0 | 3 | 6 | 0 | 3 | 3 | 3 |
| IXTLAHUACA | 63 | 123 | 3 | 82 | 157 | 7 | 65 | 126 | 4 |
| JALTENCO | 12 | 24 | 0 | 11 | 21 | 1 | 10 | 20 | 0 |
| JILOTEPEC | 30 | 58 | 2 | 25 | 49 | 1 | 33 | 65 | 1 |
| JILOTZINGO | 7 | 11 | 3 | 7 | 13 | 1 | 17 | 29 | 5 |
| JIQUIPILCO | 26 | 51 | 1 | 33 | 61 | 5 | 23 | 45 | 1 |
| JOCOTITLÁN | 27 | 51 | 3 | 29 | 56 | 2 | 24 | 44 | 4 |
| JOQUICINGO | 13 | 19 | 7 | 9 | 16 | 2 | 6 | 10 | 2 |
| JUCHITEPEC | 7 | 14 | 0 | 6 | 11 | 1 | 5 | 10 | 0 |
| LA PAZ | 88 | 161 | 15 | 98 | 187 | 9 | 105 | 193 | 17 |
| LERMA | 66 | 123 | 9 | 61 | 110 | 12 | 48 | 89 | 7 |
| LUVIANOS | 20 | 34 | 6 | 21 | 33 | 9 | 25 | 45 | 5 |
| MALINALCO | 16 | 32 | 0 | 10 | 18 | 2 | 11 | 22 | 0 |
| MELCHOR OCAMPO | 18 | 35 | 1 | 21 | 39 | 3 | 18 | 35 | 1 |
| METEPEC | 81 | 152 | 10 | 86 | 167 | 5 | 85 | 142 | 28 |
| MEXICALTZINGO | 4 | 5 | 3 | 5 | 10 | 0 | 6 | 12 | 0 |
| MORELOS | 18 | 32 | 4 | 14 | 25 | 3 | 9 | 18 | 0 |
| NAUCALPAN DE JUÁREZ | 262 | 500 | 24 | 306 | 597 | 15 | 321 | 614 | 28 |
| NEXTLALPAN | 5 | 9 | 1 | 9 | 14 | 4 | 10 | 20 | 0 |
| NEZAHUALCÓYOTL | 443 | 849 | 37 | 505 | 964 | 46 | 571 | 1 090 | 52 |

(Continúa)

**MATRIMONIOS REGISTRADOS DE MAYORES Y MENORES DE 18 AÑOS
POR MUNICIPIO SEGÚN MES DE REGISTRO
2006**

**CUADRO 3.3
(1a. parte)**

| MUNICIPIO | ENERO | | | FEBRERO | | | MARZO | | |
|-----------------------------|-------|--------------------|--------------------|---------|--------------------|--------------------|-------|--------------------|--------------------|
| | TOTAL | MAYORES DE 18 AÑOS | MENORES DE 18 AÑOS | TOTAL | MAYORES DE 18 AÑOS | MENORES DE 18 AÑOS | TOTAL | MAYORES DE 18 AÑOS | MENORES DE 18 AÑOS |
| NICOLÁS ROMERO | 117 | 216 | 18 | 113 | 209 | 17 | 129 | 246 | 12 |
| NOPALTEPEC | 4 | 8 | 0 | 3 | 5 | 1 | 5 | 10 | 0 |
| OCOYOACAC | 24 | 48 | 0 | 32 | 62 | 2 | 26 | 48 | 4 |
| OCUILAN | 7 | 12 | 2 | 14 | 26 | 2 | 6 | 12 | 0 |
| OTUMBA | 10 | 19 | 1 | 8 | 16 | 0 | 15 | 30 | 0 |
| OTZOLOAPAN | 0 | 0 | 0 | 4 | 7 | 1 | 3 | 5 | 1 |
| OTZOLOTEPEC | 33 | 65 | 1 | 19 | 36 | 2 | 23 | 43 | 3 |
| OZUMBA | 9 | 17 | 1 | 10 | 19 | 1 | 8 | 15 | 1 |
| PAPALOTLA | 3 | 4 | 2 | 4 | 8 | 0 | 2 | 4 | 0 |
| POLOTILÁN | 10 | 20 | 0 | 4 | 8 | 0 | 9 | 17 | 1 |
| RAYÓN | 11 | 22 | 0 | 7 | 11 | 3 | 5 | 10 | 0 |
| SAN ANTONIO LA ISLA | 8 | 15 | 1 | 9 | 17 | 1 | 4 | 8 | 0 |
| SAN FELIPE DEL PROGRESO | 25 | 49 | 1 | 51 | 94 | 8 | 38 | 71 | 5 |
| SAN JOSÉ DEL RINCÓN | 48 | 91 | 5 | 37 | 71 | 3 | 25 | 44 | 6 |
| SAN MARTÍN DE LAS PIRÁMIDES | 3 | 6 | 0 | 16 | 31 | 1 | 7 | 13 | 1 |
| SAN MATEO ATENCO | 34 | 61 | 7 | 39 | 71 | 7 | 33 | 63 | 3 |
| SAN SIMÓN DE GUERRERO | 3 | 6 | 0 | 5 | 9 | 1 | 10 | 17 | 3 |
| SANTO TOMÁS | 7 | 11 | 3 | 6 | 11 | 1 | 3 | 4 | 2 |
| SOYANIQUELIPAN DE JUÁREZ | 14 | 28 | 0 | 8 | 15 | 1 | 7 | 13 | 1 |
| SULTEPEC | 19 | 33 | 5 | 22 | 38 | 6 | 31 | 55 | 7 |
| TECÁMAC | 69 | 127 | 11 | 83 | 161 | 5 | 93 | 179 | 7 |
| TEJUPILCO | 46 | 75 | 17 | 47 | 83 | 11 | 34 | 59 | 9 |
| TEMAMATLA | 11 | 22 | 0 | 14 | 25 | 3 | 5 | 9 | 1 |
| TEMASCALAPA | 9 | 17 | 1 | 17 | 32 | 2 | 14 | 27 | 1 |
| TEMASCALCINGO | 60 | 112 | 8 | 54 | 98 | 10 | 29 | 58 | 0 |
| TEMASCALTEPEC | 17 | 30 | 4 | 21 | 37 | 5 | 23 | 44 | 2 |
| TEMOAYA | 55 | 99 | 11 | 55 | 98 | 12 | 70 | 129 | 11 |
| TENANCINGO | 35 | 69 | 1 | 35 | 68 | 2 | 27 | 49 | 5 |
| TENANGO DEL AIRE | 5 | 10 | 0 | 2 | 4 | 0 | 4 | 7 | 1 |
| TENANGO DEL VALLE | 39 | 70 | 8 | 27 | 48 | 6 | 37 | 60 | 14 |
| TELOYUCÁN | 26 | 49 | 3 | 38 | 73 | 3 | 21 | 37 | 5 |
| TEOTIHUACÁN | 14 | 27 | 1 | 15 | 28 | 2 | 21 | 40 | 2 |
| TEPETLAOXTOC | 8 | 13 | 3 | 7 | 13 | 1 | 8 | 16 | 0 |
| TEPETLIXPA | 4 | 8 | 0 | 6 | 11 | 1 | 4 | 7 | 1 |
| TEPOTZOTLÁN | 30 | 57 | 3 | 32 | 60 | 4 | 45 | 90 | 0 |
| TEQUIXQUIAC | 10 | 20 | 0 | 12 | 24 | 0 | 9 | 18 | 0 |
| TEXCALTILÁN | 8 | 14 | 2 | 9 | 17 | 1 | 11 | 21 | 1 |
| TEXCALYACAC | 2 | 4 | 0 | 2 | 4 | 0 | 5 | 9 | 1 |
| TEXCOCO | 72 | 141 | 3 | 80 | 152 | 8 | 74 | 139 | 9 |
| TEZOYUCA | 7 | 14 | 0 | 8 | 16 | 0 | 11 | 20 | 2 |
| TIANGUISTENCO | 30 | 52 | 8 | 47 | 84 | 10 | 33 | 58 | 8 |
| TIMILPAN | 5 | 9 | 1 | 8 | 16 | 0 | 5 | 9 | 1 |
| TLALMANALCO | 9 | 18 | 0 | 16 | 31 | 1 | 8 | 16 | 0 |
| TLALNEPANTLA DE BAZ | 209 | 407 | 11 | 273 | 513 | 33 | 241 | 461 | 21 |
| TLATLAYA | 25 | 41 | 9 | 24 | 40 | 8 | 24 | 41 | 7 |
| TOLUCA | 283 | 534 | 32 | 319 | 600 | 38 | 355 | 670 | 40 |
| TONANITLA | 2 | 4 | 0 | 4 | 7 | 1 | 0 | 0 | 0 |
| TONATICO | 3 | 4 | 2 | 6 | 12 | 0 | 4 | 8 | 0 |
| TULTEPEC | 27 | 54 | 0 | 31 | 56 | 6 | 48 | 95 | 1 |
| TULTITLÁN | 152 | 289 | 15 | 143 | 274 | 12 | 172 | 327 | 17 |
| VALLE DE BRAVO | 19 | 35 | 3 | 26 | 51 | 1 | 17 | 34 | 0 |
| VALLE DE CHALCO SOLIDARIDAD | 93 | 178 | 8 | 131 | 246 | 16 | 135 | 261 | 9 |
| VILLA DE ALLENDE | 8 | 15 | 1 | 14 | 25 | 3 | 11 | 20 | 2 |
| VILLA DEL CARBÓN | 19 | 37 | 1 | 15 | 30 | 0 | 14 | 25 | 3 |
| VILLA GUERRERO | 12 | 22 | 2 | 20 | 39 | 1 | 13 | 25 | 1 |
| VILLA VICTORIA | 35 | 59 | 11 | 33 | 60 | 6 | 31 | 54 | 8 |
| XALATLACO | 15 | 29 | 1 | 15 | 26 | 4 | 23 | 41 | 5 |
| XONACATLÁN | 23 | 38 | 8 | 31 | 52 | 10 | 23 | 40 | 6 |
| ZACAZONAPAN | 2 | 4 | 0 | 3 | 5 | 1 | 0 | 0 | 0 |
| ZACUALPAN | 9 | 13 | 5 | 12 | 21 | 3 | 8 | 15 | 1 |
| ZINACANTEPEC | 59 | 100 | 18 | 70 | 25 | 115 | 77 | 28 | 126 |
| ZUMPAHUACÁN | 5 | 10 | 0 | 5 | 10 | 0 | 6 | 8 | 4 |
| ZUMPANGO | 32 | 61 | 3 | 33 | 65 | 1 | 38 | 70 | 6 |

**MATRIMONIOS REGISTRADOS DE MAYORES Y MENORES DE 18 AÑOS
POR MUNICIPIO SEGÚN MES DE REGISTRO
2006**

**CUADRO 3.3
(2a. parte)**

| MUNICIPIO | ABRIL | | | MAYO | | | JUNIO | | |
|-------------------------|--------------|--------------------|--------------------|--------------|--------------------|--------------------|--------------|--------------------|--------------------|
| | TOTAL | MAYORES DE 18 AÑOS | MENORES DE 18 AÑOS | TOTAL | MAYORES DE 18 AÑOS | MENORES DE 18 AÑOS | TOTAL | MAYORES DE 18 AÑOS | MENORES DE 18 AÑOS |
| ESTADO DE MÉXICO | 5 526 | 10 385 | 703 | 5 541 | 10 439 | 643 | 5 111 | 9 768 | 586 |
| ACAMBAY | 16 | 19 | 13 | 25 | 47 | 3 | 18 | 34 | 2 |
| ACOLMAN | 36 | 72 | 0 | 32 | 63 | 1 | 24 | 48 | 0 |
| ACULCO | 20 | 39 | 1 | 12 | 23 | 1 | 9 | 15 | 3 |
| ALMOLOYA DE ALQUISIRAS | 7 | 12 | 2 | 7 | 13 | 1 | 7 | 14 | 0 |
| ALMOLOYA DE JUÁREZ | 70 | 129 | 11 | 88 | 157 | 19 | 62 | 117 | 7 |
| ALMOLOYA DEL RÍO | 7 | 14 | 0 | 3 | 5 | 1 | 3 | 6 | 0 |
| AMANALCO | 5 | 9 | 1 | 7 | 14 | 0 | 8 | 12 | 4 |
| AMATEPEC | 13 | 22 | 4 | 9 | 16 | 2 | 15 | 27 | 3 |
| AMECAMECA | 18 | 33 | 3 | 15 | 30 | 0 | 13 | 24 | 2 |
| APAXCO | 9 | 15 | 3 | 9 | 18 | 0 | 9 | 18 | 0 |
| ATENCO | 0 | 0 | 0 | 34 | 64 | 4 | 13 | 25 | 1 |
| ATIZAPAN | 2 | 3 | 1 | 2 | 4 | 0 | 6 | 11 | 1 |
| ATIZAPAN DE ZARAGOZA | 207 | 403 | 11 | 180 | 352 | 8 | 193 | 362 | 24 |
| ATLACOMULCO | 38 | 70 | 6 | 50 | 98 | 2 | 47 | 90 | 4 |
| ATLAUTLA | 15 | 29 | 1 | 13 | 26 | 0 | 12 | 23 | 1 |
| AXAPUSCO | 12 | 22 | 2 | 10 | 16 | 4 | 6 | 12 | 0 |
| AYAPANGO | 3 | 6 | 0 | 6 | 12 | 0 | 6 | 10 | 2 |
| CALIMAYA | 17 | 32 | 2 | 32 | 58 | 6 | 26 | 49 | 3 |
| CAPULHÚAC | 17 | 31 | 3 | 17 | 30 | 4 | 7 | 14 | 0 |
| COACALCO DE BERRIOZABAL | 118 | 228 | 8 | 102 | 192 | 12 | 102 | 193 | 11 |
| COATEPEC HARINAS | 17 | 29 | 5 | 12 | 20 | 4 | 10 | 19 | 1 |
| COCOTITLÁN | 4 | 8 | 0 | 6 | 10 | 2 | 3 | 6 | 0 |
| COYOTEPEC | 17 | 33 | 1 | 25 | 48 | 2 | 10 | 15 | 5 |
| CUAUTITLÁN | 38 | 72 | 4 | 31 | 59 | 3 | 19 | 38 | 0 |
| CUAUTITLÁN IZCALLI | 188 | 365 | 11 | 188 | 365 | 11 | 197 | 379 | 15 |
| CHALCO | 102 | 186 | 18 | 86 | 159 | 13 | 95 | 179 | 11 |
| CHAPA DE MOTA | 14 | 25 | 3 | 10 | 19 | 1 | 5 | 9 | 1 |
| CHAPULTEPEC | 6 | 12 | 0 | 5 | 9 | 1 | 7 | 14 | 0 |
| CHIAUTLA | 12 | 23 | 1 | 9 | 18 | 0 | 13 | 24 | 2 |
| CHICOLOAPAN | 53 | 100 | 6 | 45 | 86 | 4 | 44 | 85 | 3 |
| CHICONCUAC | 7 | 13 | 1 | 8 | 15 | 1 | 7 | 12 | 2 |
| CHIMALHUACÁN | 170 | 320 | 20 | 148 | 276 | 20 | 160 | 297 | 23 |
| DONATO GUERRA | 8 | 13 | 3 | 14 | 23 | 5 | 5 | 8 | 2 |
| ECATEPEC DE MORELOS | 492 | 934 | 50 | 575 | 1 083 | 67 | 537 | 1 007 | 67 |
| ECATZINGO | 1 | 2 | 0 | 4 | 8 | 0 | 1 | 2 | 0 |
| EL ORO | 11 | 21 | 1 | 19 | 37 | 1 | 14 | 27 | 1 |
| HUEHUETOCA | 21 | 40 | 2 | 13 | 24 | 2 | 15 | 27 | 3 |
| HUEYPOXTLA | 14 | 28 | 0 | 13 | 24 | 2 | 12 | 23 | 1 |
| HUIXQUILUCAN | 73 | 136 | 10 | 56 | 107 | 5 | 72 | 136 | 8 |
| ISIDRO FABELA | 7 | 13 | 1 | 4 | 8 | 0 | 7 | 14 | 0 |
| IXTAPALUCA | 132 | 244 | 20 | 108 | 203 | 13 | 94 | 182 | 6 |
| IXTAPAN DE LA SAL | 18 | 36 | 0 | 15 | 29 | 1 | 21 | 40 | 2 |
| IXTAPAN DEL ORO | 2 | 4 | 0 | 6 | 11 | 1 | 2 | 4 | 0 |
| IXTLAHUACA | 67 | 128 | 6 | 72 | 118 | 26 | 69 | 132 | 6 |
| JALTENCO | 14 | 27 | 1 | 18 | 34 | 2 | 11 | 20 | 2 |
| JILOTEPEC | 48 | 93 | 3 | 36 | 70 | 2 | 25 | 48 | 2 |
| JILOTZINGO | 11 | 21 | 1 | 11 | 22 | 0 | 6 | 12 | 0 |
| JIQUIPILCO | 28 | 53 | 3 | 33 | 64 | 2 | 24 | 44 | 4 |
| JOCOTITLÁN | 34 | 67 | 1 | 21 | 40 | 2 | 17 | 29 | 5 |
| JOQUICINGO | 11 | 21 | 1 | 5 | 10 | 0 | 10 | 14 | 6 |
| JUCHITEPEC | 5 | 10 | 0 | 6 | 12 | 0 | 2 | 4 | 0 |
| LA PAZ | 117 | 214 | 20 | 99 | 181 | 17 | 110 | 212 | 8 |
| LERMA | 70 | 124 | 16 | 56 | 107 | 5 | 42 | 79 | 5 |
| LUVIANOS | 16 | 30 | 2 | 13 | 23 | 3 | 7 | 13 | 1 |
| MALINALCO | 10 | 20 | 0 | 6 | 12 | 0 | 4 | 8 | 0 |
| MELCHOR OCAMPO | 21 | 38 | 4 | 21 | 41 | 1 | 14 | 28 | 0 |
| METEPEC | 123 | 231 | 15 | 105 | 197 | 13 | 97 | 186 | 8 |
| MEXICALTZINGO | 4 | 6 | 2 | 2 | 4 | 0 | 3 | 4 | 2 |
| MORELOS | 13 | 25 | 1 | 18 | 34 | 2 | 5 | 10 | 0 |
| NAUCALPAN DE JUÁREZ | 317 | 604 | 30 | 313 | 599 | 27 | 291 | 559 | 23 |
| NEXTLALPAN | 201 | 397 | 5 | 5 | 10 | 0 | 30 | 12 | 48 |
| NEZAHUALCÓYOTL | 232 | 428 | 36 | 465 | 866 | 64 | 478 | 954 | 2 |

(Continúa)

**MATRIMONIOS REGISTRADOS DE MAYORES Y MENORES DE 18 AÑOS
POR MUNICIPIO SEGÚN MES DE REGISTRO
2006**

**CUADRO 3.3
(2a. parte)**

| MUNICIPIO | ABRIL | | | MAYO | | | JUNIO | | |
|-----------------------------|-------|--------------------|--------------------|-------|--------------------|--------------------|-------|--------------------|--------------------|
| | TOTAL | MAYORES DE 18 AÑOS | MENORES DE 18 AÑOS | TOTAL | MAYORES DE 18 AÑOS | MENORES DE 18 AÑOS | TOTAL | MAYORES DE 18 AÑOS | MENORES DE 18 AÑOS |
| NICOLÁS ROMERO | 120 | 225 | 15 | 119 | 226 | 12 | 97 | 183 | 11 |
| NOPALTEPEC | 2 | 4 | 0 | 1 | 2 | 0 | 2 | 4 | 0 |
| OCOYOACAC | 27 | 51 | 3 | 36 | 68 | 4 | 33 | 64 | 2 |
| OCUILAN | 15 | 29 | 1 | 10 | 18 | 2 | 6 | 10 | 2 |
| OTUMBA | 10 | 18 | 2 | 13 | 26 | 0 | 10 | 20 | 0 |
| OTZOLOAPAN | 3 | 6 | 0 | 2 | 3 | 1 | 3 | 5 | 1 |
| OTZOLOTEPEC | 32 | 58 | 6 | 21 | 38 | 4 | 20 | 36 | 4 |
| OZUMBA | 14 | 27 | 1 | 14 | 25 | 3 | 12 | 24 | 0 |
| PAPALOTLA | 2 | 4 | 0 | 3 | 6 | 0 | 4 | 8 | 0 |
| POLOTITLÁN | 6 | 12 | 0 | 6 | 12 | 0 | 2 | 4 | 0 |
| RAYÓN | 6 | 10 | 2 | 5 | 9 | 1 | 11 | 20 | 2 |
| SAN ANTONIO LA ISLA | 6 | 12 | 0 | 13 | 23 | 3 | 8 | 10 | 6 |
| SAN FELIPE DEL PROGRESO | 42 | 76 | 8 | 33 | 63 | 3 | 27 | 51 | 3 |
| SAN JOSÉ DEL RINCÓN | 20 | 39 | 1 | 29 | 53 | 5 | 24 | 43 | 5 |
| SAN MARTÍN DE LAS PIRÁMIDES | 7 | 13 | 1 | 16 | 32 | 0 | 6 | 12 | 0 |
| SAN MATEO ATENCO | 26 | 48 | 4 | 37 | 71 | 3 | 42 | 76 | 8 |
| SAN SIMÓN DE GUERRERO | 4 | 7 | 1 | 3 | 6 | 0 | 3 | 6 | 0 |
| SANTO TOMÁS | 8 | 14 | 2 | 6 | 11 | 1 | 1 | 2 | 0 |
| SOYANIQUEPAN DE JUÁREZ | 4 | 7 | 1 | 9 | 17 | 1 | 7 | 13 | 1 |
| SULTEPEC | 19 | 33 | 5 | 15 | 27 | 3 | 14 | 28 | 0 |
| TECÁMAC | 97 | 185 | 9 | 78 | 148 | 8 | 78 | 150 | 6 |
| TEJUPILCO | 31 | 53 | 9 | 37 | 66 | 8 | 21 | 41 | 1 |
| TEMAMATLA | 14 | 26 | 2 | 9 | 17 | 1 | 8 | 16 | 0 |
| TEMASCALAPA | 12 | 22 | 2 | 16 | 31 | 1 | 7 | 14 | 0 |
| TEMASCALCINGO | 27 | 52 | 2 | 25 | 45 | 5 | 27 | 51 | 3 |
| TEMASCALTEPEC | 13 | 25 | 1 | 15 | 30 | 0 | 16 | 29 | 3 |
| TEMOAYA | 52 | 96 | 8 | 54 | 105 | 3 | 37 | 68 | 6 |
| TENANCINGO | 26 | 52 | 0 | 36 | 68 | 4 | 19 | 38 | 0 |
| TENANGO DEL AIRE | 5 | 10 | 0 | 6 | 12 | 0 | 3 | 6 | 0 |
| TENANGO DEL VALLE | 33 | 56 | 10 | 37 | 67 | 7 | 35 | 65 | 5 |
| TELOYUCÁN | 30 | 55 | 5 | 30 | 57 | 3 | 24 | 47 | 1 |
| TEOTIHUACÁN | 17 | 34 | 0 | 22 | 43 | 1 | 14 | 25 | 3 |
| TEPETLAOXTOC | 8 | 15 | 1 | 4 | 8 | 0 | 3 | 5 | 1 |
| TEPETLIXPA | 4 | 8 | 0 | 3 | 6 | 0 | 2 | 4 | 0 |
| TEPOTZOTLÁN | 55 | 108 | 2 | 40 | 78 | 2 | 33 | 63 | 3 |
| TEQUIXQUIAC | 9 | 18 | 0 | 6 | 11 | 1 | 12 | 23 | 1 |
| TEXCALTITLÁN | 12 | 22 | 2 | 5 | 9 | 1 | 8 | 14 | 2 |
| TEXCALYACAC | 5 | 10 | 0 | 3 | 6 | 0 | 3 | 6 | 0 |
| TEXCOCO | 96 | 189 | 3 | 88 | 171 | 5 | 82 | 159 | 5 |
| TEZOYUCA | 12 | 24 | 0 | 12 | 24 | 0 | 11 | 19 | 3 |
| TIANGUISTENCO | 30 | 56 | 4 | 28 | 47 | 9 | 36 | 69 | 3 |
| TIMILPAN | 8 | 16 | 0 | 10 | 20 | 0 | 6 | 12 | 0 |
| TLALMANALCO | 13 | 25 | 1 | 16 | 32 | 0 | 7 | 13 | 1 |
| TLALNEPANTLA DE BAZ | 256 | 423 | 89 | 254 | 488 | 20 | 240 | 464 | 16 |
| TLATLAYA | 22 | 38 | 6 | 20 | 32 | 8 | 9 | 17 | 1 |
| TOLUCA | 332 | 622 | 42 | 344 | 653 | 35 | 361 | 665 | 57 |
| TONANITLA | 5 | 10 | 0 | 5 | 10 | 0 | 1 | 2 | 0 |
| TONATICO | 1 | 2 | 0 | 5 | 9 | 1 | 4 | 8 | 0 |
| TULTEPEC | 40 | 75 | 5 | 39 | 76 | 2 | 34 | 63 | 5 |
| TULTITLÁN | 108 | 205 | 11 | 143 | 268 | 18 | 153 | 294 | 12 |
| VALLE DE BRAVO | 47 | 87 | 7 | 32 | 64 | 0 | 25 | 46 | 4 |
| VALLE DE CHALCO SOLIDARIDAD | 124 | 239 | 9 | 117 | 219 | 15 | 105 | 192 | 18 |
| VILLA DE ALLENDE | 11 | 21 | 1 | 16 | 31 | 1 | 11 | 20 | 2 |
| VILLA DEL CARBÓN | 15 | 30 | 0 | 9 | 16 | 2 | 11 | 18 | 4 |
| VILLA GUERRERO | 13 | 26 | 0 | 22 | 43 | 1 | 17 | 34 | 0 |
| VILLA VICTORIA | 25 | 50 | 0 | 35 | 65 | 5 | 36 | 66 | 6 |
| XALATLACO | 19 | 33 | 5 | 8 | 13 | 3 | 15 | 30 | 0 |
| XONACATLÁN | 26 | 48 | 4 | 28 | 52 | 4 | 29 | 52 | 6 |
| ZACAZONAPAN | 2 | 4 | 0 | 1 | 0 | 2 | 3 | 6 | 0 |
| ZACUALPAN | 4 | 8 | 0 | 4 | 3 | 5 | 6 | 11 | 1 |
| ZINACANTEPEC | 89 | 148 | 30 | 81 | 142 | 20 | 72 | 128 | 16 |
| ZUMPAHUACÁN | 9 | 15 | 3 | 5 | 9 | 1 | 6 | 11 | 1 |
| ZUMPANGO | 35 | 69 | 1 | 44 | 86 | 2 | 34 | 66 | 2 |

**MATRIMONIOS REGISTRADOS DE MAYORES Y MENORES DE 18 AÑOS
POR MUNICIPIO SEGÚN MES DE REGISTRO
2006**

**CUADRO 3.3
(3a. parte)**

| MUNICIPIO | JULIO | | | AGOSTO | | | SEPTIEMBRE | | |
|-------------------------|--------------|--------------------|--------------------|--------------|--------------------|--------------------|--------------|--------------------|--------------------|
| | TOTAL | MAYORES DE 18 AÑOS | MENORES DE 18 AÑOS | TOTAL | MAYORES DE 18 AÑOS | MENORES DE 18 AÑOS | TOTAL | MAYORES DE 18 AÑOS | MENORES DE 18 AÑOS |
| ESTADO DE MÉXICO | 5 390 | 10 347 | 685 | 5 126 | 9 639 | 613 | 5 289 | 9 943 | 635 |
| ACAMBAY | 12 | 21 | 3 | 20 | 35 | 5 | 11 | 22 | 0 |
| ACOLMAN | 34 | 64 | 4 | 28 | 49 | 7 | 22 | 41 | 3 |
| ACULCO | 18 | 31 | 5 | 8 | 15 | 1 | 12 | 24 | 0 |
| ALMOLOYA DE ALQUISIRAS | 3 | 5 | 1 | 1 | 2 | 0 | 5 | 9 | 1 |
| ALMOLOYA DE JUÁREZ | 65 | 115 | 15 | 51 | 94 | 8 | 68 | 123 | 13 |
| ALMOLOYA DEL RÍO | 6 | 10 | 2 | 4 | 8 | 0 | 3 | 6 | 0 |
| AMANALCO | 8 | 14 | 2 | 8 | 16 | 0 | 10 | 19 | 1 |
| AMATEPEC | 10 | 18 | 2 | 10 | 20 | 0 | 23 | 42 | 4 |
| AMECAMECA | 17 | 30 | 4 | 13 | 25 | 1 | 19 | 38 | 0 |
| APAXCO | 9 | 18 | 0 | 12 | 24 | 0 | 12 | 23 | 1 |
| ATENCO | 18 | 32 | 4 | 13 | 23 | 3 | 15 | 27 | 3 |
| ATIZAPAN | 4 | 7 | 1 | 2 | 4 | 0 | 4 | 8 | 0 |
| ATIZAPAN DE ZARAGOZA | 176 | 334 | 18 | 168 | 316 | 20 | 177 | 340 | 13 |
| ATLACOMULCO | 31 | 59 | 3 | 27 | 52 | 2 | 39 | 76 | 2 |
| ATLAUTLA | 11 | 20 | 2 | 3 | 6 | 0 | 7 | 12 | 2 |
| AXAPUSCO | 16 | 29 | 3 | 10 | 19 | 1 | 9 | 16 | 1 |
| AYAPANGO | 7 | 14 | 0 | 3 | 5 | 1 | 4 | 5 | 3 |
| CALIMAYA | 18 | 33 | 3 | 21 | 38 | 4 | 19 | 33 | 4 |
| CAPULHÚAC | 15 | 28 | 2 | 11 | 20 | 2 | 8 | 16 | 0 |
| COACALCO DE BERRIOZABAL | 133 | 253 | 13 | 124 | 234 | 14 | 120 | 229 | 10 |
| COATEPEC HARINAS | 10 | 18 | 2 | 7 | 12 | 2 | 9 | 11 | 6 |
| COCOTITLÁN | 7 | 13 | 1 | 4 | 8 | 0 | 11 | 18 | 3 |
| COYOTEPEC | 20 | 39 | 1 | 19 | 38 | 0 | 18 | 28 | 8 |
| CUAUTITLÁN | 42 | 84 | 0 | 31 | 61 | 1 | 27 | 51 | 3 |
| CUAUTITLÁN IZCALLI | 182 | 346 | 18 | 211 | 405 | 17 | 191 | 373 | 9 |
| CHALCO | 106 | 200 | 12 | 80 | 150 | 10 | 99 | 188 | 9 |
| CHAPA DE MOTA | 8 | 16 | 0 | 12 | 21 | 3 | 6 | 10 | 2 |
| CHAPULTEPEC | 4 | 7 | 1 | 6 | 11 | 1 | 2 | 4 | 0 |
| CHIAUTLA | 16 | 30 | 2 | 13 | 24 | 2 | 8 | 14 | 1 |
| CHICOLOAPAN | 48 | 89 | 7 | 44 | 80 | 8 | 45 | 86 | 3 |
| CHICONCUAC | 6 | 12 | 0 | 12 | 24 | 0 | 6 | 8 | 4 |
| CHIMALHUACÁN | 199 | 355 | 43 | 161 | 293 | 29 | 155 | 298 | 12 |
| DONATO GUERRA | 13 | 25 | 1 | 8 | 13 | 3 | 6 | 12 | 0 |
| ECATEPEC DE MORELOS | 523 | 991 | 55 | 513 | 973 | 53 | 531 | 985 | 77 |
| ECATZINGO | 4 | 7 | 1 | 3 | 6 | 0 | 2 | 4 | 0 |
| EL ORO | 13 | 25 | 1 | 15 | 28 | 2 | 19 | 37 | 1 |
| HUEHUETOCA | 16 | 30 | 2 | 12 | 22 | 2 | 10 | 17 | 3 |
| HUEYPOXTLA | 11 | 21 | 1 | 14 | 26 | 2 | 6 | 10 | 2 |
| HUIXQUILUCAN | 64 | 127 | 1 | 65 | 126 | 4 | 74 | 134 | 14 |
| ISIDRO FABELA | 6 | 11 | 1 | 6 | 11 | 1 | 11 | 22 | 0 |
| IXTAPALUCA | 115 | 219 | 11 | 103 | 195 | 11 | 102 | 197 | 7 |
| IXTAPAN DE LA SAL | 20 | 38 | 2 | 6 | 11 | 1 | 11 | 20 | 2 |
| IXTAPAN DEL ORO | 2 | 4 | 0 | 1 | 1 | 1 | 2 | 4 | 0 |
| IXTLAHUACA | 62 | 117 | 7 | 60 | 116 | 4 | 49 | 93 | 5 |
| JALTENCO | 14 | 23 | 5 | 11 | 22 | 0 | 20 | 37 | 3 |
| JILOTEPEC | 27 | 53 | 1 | 24 | 47 | 1 | 31 | 56 | 5 |
| JILOTZINGO | 10 | 19 | 1 | 9 | 17 | 1 | 4 | 6 | 2 |
| JIQUIPILCO | 23 | 43 | 3 | 27 | 50 | 4 | 23 | 44 | 1 |
| JOCOTITLÁN | 19 | 35 | 3 | 21 | 40 | 2 | 29 | 55 | 2 |
| JOQUICINGO | 9 | 16 | 2 | 3 | 5 | 1 | 7 | 10 | 4 |
| JUCHITEPEC | 3 | 6 | 0 | 6 | 12 | 0 | 6 | 10 | 2 |
| LA PAZ | 113 | 210 | 16 | 116 | 214 | 18 | 104 | 192 | 16 |
| LERMA | 49 | 89 | 9 | 55 | 100 | 10 | 54 | 102 | 6 |
| LUVIANOS | 7 | 14 | 0 | 11 | 22 | 0 | 10 | 18 | 2 |
| MALINALCO | 10 | 17 | 3 | 7 | 13 | 1 | 6 | 11 | 1 |
| MELCHOR OCAMPO | 27 | 53 | 1 | 12 | 23 | 1 | 16 | 30 | 2 |
| METEPEC | 120 | 224 | 16 | 97 | 177 | 17 | 99 | 195 | 3 |
| MEXICALTZINGO | 5 | 10 | 0 | 5 | 7 | 3 | 9 | 16 | 2 |
| MORELOS | 8 | 15 | 1 | 11 | 22 | 0 | 13 | 24 | 2 |
| NAUCALPAN DE JUÁREZ | 340 | 645 | 35 | 304 | 576 | 32 | 327 | 628 | 26 |
| NEXTLALPAN | 27 | 10 | 43 | 9 | 12 | 6 | 11 | 20 | 1 |
| NEZAHUALCÓYOTL | 472 | 937 | 6 | 453 | 869 | 37 | 517 | 998 | 36 |

(Continúa)

**MATRIMONIOS REGISTRADOS DE MAYORES Y MENORES DE 18 AÑOS
POR MUNICIPIO SEGÚN MES DE REGISTRO
2006**

**CUADRO 3.3
(3a. parte)**

| MUNICIPIO | JULIO | | | AGOSTO | | | SEPTIEMBRE | | |
|-----------------------------|-------|--------------------|--------------------|--------|--------------------|--------------------|------------|--------------------|--------------------|
| | TOTAL | MAYORES DE 18 AÑOS | MENORES DE 18 AÑOS | TOTAL | MAYORES DE 18 AÑOS | MENORES DE 18 AÑOS | TOTAL | MAYORES DE 18 AÑOS | MENORES DE 18 AÑOS |
| NICOLÁS ROMERO | 109 | 201 | 17 | 118 | 228 | 8 | 124 | 230 | 18 |
| NOPALTEPEC | 1 | 2 | 0 | 5 | 10 | 0 | 3 | 6 | 0 |
| OCOYOACAC | 22 | 43 | 1 | 27 | 53 | 1 | 24 | 44 | 4 |
| OCUILAN | 10 | 18 | 2 | 7 | 12 | 2 | 7 | 13 | 1 |
| OTUMBA | 7 | 14 | 0 | 14 | 28 | 0 | 8 | 16 | 0 |
| OTZOLOAPAN | 1 | 2 | 0 | 1 | 2 | 0 | 0 | 0 | 0 |
| OTZOLOTEPEC | 30 | 59 | 1 | 23 | 40 | 6 | 25 | 46 | 4 |
| OZUMBA | 11 | 22 | 0 | 6 | 12 | 0 | 11 | 22 | 0 |
| PAPALOTLA | 4 | 8 | 0 | 1 | 2 | 0 | 2 | 2 | 2 |
| POLOTITLÁN | 3 | 6 | 0 | 5 | 10 | 0 | 5 | 9 | 1 |
| RAYÓN | 9 | 18 | 0 | 7 | 14 | 0 | 9 | 16 | 2 |
| SAN ANTONIO LA ISLA | 7 | 14 | 0 | 8 | 15 | 1 | 10 | 18 | 2 |
| SAN FELIPE DEL PROGRESO | 35 | 65 | 5 | 38 | 69 | 7 | 32 | 55 | 8 |
| SAN JOSÉ DEL RINCÓN | 35 | 70 | 0 | 25 | 44 | 6 | 26 | 43 | 9 |
| SAN MARTÍN DE LAS PIRÁMIDES | 8 | 13 | 3 | 11 | 22 | 0 | 11 | 21 | 1 |
| SAN MATEO ATENCO | 47 | 89 | 5 | 36 | 69 | 3 | 30 | 57 | 3 |
| SAN SIMÓN DE GUERRERO | 8 | 16 | 0 | 3 | 6 | 0 | 5 | 8 | 2 |
| SANTO TOMÁS | 3 | 5 | 1 | 6 | 11 | 1 | 3 | 4 | 2 |
| SOYANIQUEL PAN DE JUÁREZ | 9 | 17 | 1 | 5 | 9 | 1 | 7 | 14 | 0 |
| SULTEPEC | 14 | 21 | 7 | 21 | 29 | 13 | 15 | 25 | 5 |
| TECÁMAC | 90 | 171 | 9 | 78 | 153 | 3 | 80 | 157 | 3 |
| TEJUPILCO | 36 | 61 | 11 | 26 | 41 | 11 | 32 | 56 | 8 |
| TEMAMATLA | 10 | 16 | 4 | 8 | 13 | 3 | 3 | 6 | 0 |
| TEMASCALAPA | 18 | 33 | 3 | 16 | 31 | 1 | 13 | 25 | 1 |
| TEMASCALCINGO | 28 | 51 | 5 | 30 | 52 | 8 | 22 | 41 | 3 |
| TEMASCALTEPEC | 20 | 34 | 6 | 14 | 24 | 4 | 16 | 28 | 4 |
| TEMOAYA | 34 | 65 | 3 | 45 | 85 | 5 | 35 | 65 | 5 |
| TENANCINGO | 24 | 46 | 2 | 28 | 50 | 6 | 25 | 48 | 2 |
| TENANGO DEL AIRE | 5 | 9 | 1 | 5 | 10 | 0 | 7 | 13 | 1 |
| TENANGO DEL VALLE | 27 | 43 | 11 | 28 | 53 | 3 | 37 | 62 | 12 |
| TELOYUCÁN | 24 | 48 | 0 | 24 | 46 | 2 | 29 | 54 | 4 |
| TEOTIHUACÁN | 18 | 34 | 2 | 20 | 37 | 3 | 18 | 35 | 1 |
| TEPETLAOXTOC | 12 | 24 | 0 | 8 | 16 | 0 | 10 | 19 | 1 |
| TEPETLIXPA | 1 | 2 | 0 | 1 | 2 | 0 | 4 | 8 | 0 |
| TEPOTZOTLÁN | 35 | 70 | 0 | 36 | 70 | 2 | 24 | 48 | 0 |
| TEQUIXQUIAC | 21 | 39 | 3 | 8 | 16 | 0 | 13 | 26 | 0 |
| TEXCALTITLÁN | 6 | 11 | 1 | 9 | 17 | 1 | 10 | 14 | 6 |
| TEXCALYACAC | 0 | 0 | 0 | 0 | 0 | 0 | 3 | 5 | 1 |
| TEXCOCO | 79 | 150 | 8 | 75 | 140 | 10 | 82 | 159 | 5 |
| TEZOYUCA | 11 | 21 | 1 | 13 | 26 | 0 | 7 | 14 | 0 |
| TIANGUISTENCO | 32 | 58 | 6 | 19 | 35 | 3 | 22 | 36 | 8 |
| TIMILPAN | 11 | 21 | 1 | 8 | 16 | 0 | 10 | 19 | 1 |
| TLALMANALCO | 19 | 35 | 3 | 11 | 20 | 2 | 16 | 32 | 0 |
| TLALNEPANTLA DE BAZ | 237 | 455 | 19 | 247 | 478 | 16 | 252 | 481 | 23 |
| TLATLAYA | 27 | 41 | 13 | 22 | 37 | 7 | 23 | 39 | 7 |
| TOLUCA | 354 | 665 | 43 | 301 | 562 | 40 | 311 | 583 | 39 |
| TONANITLA | 2 | 4 | 0 | 5 | 10 | 0 | 2 | 3 | 1 |
| TONATICO | 1 | 2 | 0 | 1 | 2 | 0 | 7 | 14 | 0 |
| TULTEPEC | 33 | 61 | 5 | 41 | 78 | 4 | 45 | 85 | 5 |
| TULTITLÁN | 167 | 313 | 21 | 151 | 285 | 17 | 158 | 298 | 18 |
| VALLE DE BRAVO | 17 | 33 | 1 | 23 | 40 | 6 | 27 | 51 | 3 |
| VALLE DE CHALCO SOLIDARIDAD | 116 | 212 | 20 | 93 | 175 | 11 | 103 | 187 | 19 |
| VILLA DE ALLENDE | 17 | 31 | 3 | 13 | 25 | 1 | 13 | 23 | 3 |
| VILLA DEL CARBÓN | 16 | 30 | 2 | 19 | 37 | 1 | 9 | 18 | 0 |
| VILLA GUERRERO | 13 | 24 | 2 | 13 | 22 | 4 | 16 | 30 | 2 |
| VILLA VICTORIA | 19 | 33 | 5 | 35 | 67 | 3 | 28 | 53 | 3 |
| XALATLACO | 10 | 15 | 5 | 16 | 30 | 2 | 11 | 18 | 4 |
| XONACATLÁN | 25 | 48 | 2 | 16 | 27 | 5 | 18 | 34 | 2 |
| ZACAZONAPAN | 5 | 9 | 1 | 3 | 5 | 1 | 2 | 3 | 1 |
| ZACUALPAN | 2 | 3 | 1 | 9 | 17 | 1 | 5 | 9 | 1 |
| ZINACANTEPEC | 73 | 136 | 10 | 76 | 137 | 15 | 74 | 126 | 22 |
| ZUMPAHUACÁN | 2 | 4 | 0 | 1 | 1 | 1 | 6 | 10 | 2 |
| ZUMPANGO | 56 | 105 | 7 | 40 | 78 | 2 | 38 | 74 | 2 |

**MATRIMONIOS REGISTRADOS DE MAYORES Y MENORES DE 18 AÑOS
POR MUNICIPIO SEGÚN MES DE REGISTRO
2006**

**CUADRO 3.3
(4a. parte y última)**

| MUNICIPIO | OCTUBRE | | | NOVIEMBRE | | | DICIEMBRE | | |
|-------------------------|--------------|--------------------|--------------------|--------------|--------------------|--------------------|--------------|--------------------|--------------------|
| | TOTAL | MAYORES DE 18 AÑOS | MENORES DE 18 AÑOS | TOTAL | MAYORES DE 18 AÑOS | MENORES DE 18 AÑOS | TOTAL | MAYORES DE 18 AÑOS | MENORES DE 18 AÑOS |
| ESTADO DE MÉXICO | 5 206 | 9 814 | 598 | 5 575 | 10 537 | 613 | 7 280 | 13 828 | 732 |
| ACAMBAY | 21 | 41 | 1 | 17 | 32 | 2 | 31 | 55 | 7 |
| ACOLMAN | 23 | 43 | 3 | 26 | 50 | 2 | 33 | 66 | 0 |
| ACULCO | 22 | 40 | 4 | 17 | 32 | 2 | 17 | 31 | 3 |
| ALMOLOYA DE ALQUISIRAS | 4 | 6 | 2 | 2 | 4 | 0 | 6 | 11 | 1 |
| ALMOLOYA DE JUÁREZ | 70 | 127 | 13 | 73 | 135 | 11 | 81 | 151 | 11 |
| ALMOLOYA DEL RÍO | 5 | 9 | 1 | 7 | 14 | 0 | 4 | 8 | 0 |
| AMANALCO | 2 | 3 | 1 | 2 | 2 | 2 | 10 | 20 | 0 |
| AMATEPEC | 13 | 23 | 3 | 20 | 38 | 2 | 14 | 24 | 4 |
| AMECAMECA | 16 | 30 | 2 | 22 | 39 | 5 | 27 | 51 | 3 |
| APAXCO | 7 | 14 | 0 | 2 | 4 | 0 | 14 | 28 | 0 |
| ATENCO | 14 | 27 | 1 | 10 | 20 | 0 | 18 | 33 | 3 |
| ATIZAPAN | 5 | 8 | 1 | 2 | 4 | 0 | 5 | 10 | 0 |
| ATIZAPAN DE ZARAGOZA | 165 | 318 | 12 | 209 | 407 | 11 | 252 | 478 | 26 |
| ATLACOMULCO | 23 | 42 | 3 | 40 | 72 | 8 | 51 | 96 | 6 |
| ATLAUTLA | 5 | 10 | 0 | 7 | 13 | 1 | 19 | 38 | 0 |
| AXAPUSCO | 10 | 19 | 1 | 7 | 14 | 0 | 11 | 21 | 1 |
| AYAPANGO | 6 | 12 | 0 | 4 | 8 | 0 | 7 | 14 | 0 |
| CALIMAYA | 42 | 77 | 7 | 27 | 50 | 4 | 27 | 51 | 3 |
| CAPULHÚAC | 16 | 30 | 2 | 28 | 51 | 5 | 19 | 36 | 2 |
| COACALCO DE BERRIOZABAL | 106 | 201 | 11 | 166 | 315 | 17 | 243 | 471 | 15 |
| COATEPEC HARINAS | 7 | 14 | 0 | 14 | 23 | 5 | 20 | 36 | 4 |
| COCOTITLÁN | 9 | 17 | 1 | 6 | 12 | 0 | 5 | 10 | 0 |
| COYOTEPEC | 15 | 29 | 1 | 18 | 33 | 3 | 50 | 94 | 6 |
| CUAUTITLÁN | 32 | 61 | 3 | 33 | 64 | 2 | 56 | 110 | 2 |
| CUAUTITLÁN IZCALLI | 172 | 333 | 11 | 208 | 395 | 21 | 255 | 498 | 12 |
| CHALCO | 82 | 155 | 9 | 114 | 216 | 12 | 121 | 223 | 19 |
| CHAPA DE MOTA | 10 | 19 | 1 | 11 | 22 | 0 | 17 | 31 | 3 |
| CHAPULTEPEC | 4 | 7 | 1 | 7 | 13 | 1 | 12 | 21 | 3 |
| CHIAUTLA | 8 | 14 | 2 | 3 | 6 | 0 | 9 | 17 | 1 |
| CHICOLOAPAN | 37 | 69 | 5 | 48 | 85 | 11 | 58 | 107 | 9 |
| CHICONCUAC | 6 | 10 | 2 | 3 | 6 | 0 | 6 | 12 | 0 |
| CHIMALHUACÁN | 167 | 312 | 22 | 216 | 405 | 27 | 203 | 376 | 30 |
| DONATO GUERRA | 3 | 5 | 1 | 15 | 23 | 7 | 16 | 29 | 3 |
| ECATEPEC DE MORELOS | 448 | 846 | 50 | 437 | 833 | 41 | 648 | 1 244 | 52 |
| ECATZINGO | 2 | 4 | 0 | 7 | 13 | 1 | 6 | 12 | 0 |
| EL ORO | 18 | 35 | 1 | 12 | 23 | 1 | 13 | 25 | 1 |
| HUEHUETOCA | 48 | 95 | 1 | 31 | 61 | 1 | 39 | 72 | 6 |
| HUEYPOXTLA | 6 | 10 | 2 | 20 | 40 | 0 | 11 | 22 | 0 |
| HUIXQUILUCAN | 69 | 131 | 7 | 83 | 157 | 9 | 102 | 196 | 8 |
| ISIDRO FABELA | 7 | 11 | 3 | 7 | 14 | 0 | 8 | 16 | 0 |
| IXTAPALUCA | 66 | 122 | 10 | 83 | 157 | 9 | 127 | 241 | 13 |
| IXTAPAN DE LA SAL | 7 | 14 | 0 | 11 | 18 | 4 | 18 | 35 | 1 |
| IXTAPAN DEL ORO | 2 | 4 | 0 | 3 | 6 | 0 | 3 | 5 | 1 |
| IXTLAHUACA | 54 | 104 | 4 | 57 | 106 | 8 | 77 | 150 | 4 |
| JALTENCO | 17 | 32 | 2 | 24 | 46 | 2 | 26 | 48 | 4 |
| JILOTEPEC | 16 | 32 | 0 | 29 | 55 | 3 | 57 | 111 | 3 |
| JILOTZINGO | 12 | 21 | 3 | 7 | 13 | 1 | 12 | 23 | 1 |
| JIQUIPILCO | 24 | 45 | 3 | 19 | 37 | 1 | 26 | 50 | 2 |
| JOCOTITLÁN | 24 | 44 | 4 | 23 | 46 | 0 | 49 | 97 | 1 |
| JOQUICINGO | 5 | 7 | 3 | 13 | 24 | 2 | 14 | 26 | 2 |
| JUCHITEPEC | 4 | 7 | 1 | 9 | 17 | 1 | 13 | 26 | 0 |
| LA PAZ | 103 | 197 | 9 | 95 | 181 | 9 | 134 | 259 | 9 |
| LERMA | 71 | 133 | 9 | 51 | 95 | 7 | 71 | 130 | 12 |
| LUVIANOS | 35 | 65 | 5 | 13 | 24 | 2 | 26 | 51 | 1 |
| MALINALCO | 12 | 24 | 0 | 5 | 9 | 1 | 11 | 22 | 0 |
| MELCHOR OCAMPO | 15 | 30 | 0 | 18 | 34 | 2 | 30 | 60 | 0 |
| METEPEC | 96 | 186 | 6 | 91 | 170 | 12 | 143 | 274 | 12 |
| MEXICALTZINGO | 5 | 8 | 2 | 8 | 16 | 0 | 3 | 6 | 0 |
| MORELOS | 10 | 19 | 1 | 12 | 24 | 0 | 15 | 18 | 12 |
| NAUCALPAN DE JUÁREZ | 320 | 620 | 20 | 336 | 640 | 32 | 402 | 767 | 37 |
| NEXTLALPAN | 8 | 12 | 4 | 4 | 8 | 0 | 8 | 15 | 1 |
| NEZAHUALCÓYOTL | 524 | 992 | 56 | 618 | 1 181 | 55 | 628 | 1 185 | 71 |

(Continúa)

**MATRIMONIOS REGISTRADOS DE MAYORES Y MENORES DE 18 AÑOS
POR MUNICIPIO SEGÚN MES DE REGISTRO
2006**

**CUADRO 3.3
(4a. parte y última)**

| MUNICIPIO | OCTUBRE | | | NOVIEMBRE | | | DICIEMBRE | | |
|-----------------------------|---------|--------------------|--------------------|-----------|--------------------|--------------------|-----------|--------------------|--------------------|
| | TOTAL | MAYORES DE 18 AÑOS | MENORES DE 18 AÑOS | TOTAL | MAYORES DE 18 AÑOS | MENORES DE 18 AÑOS | TOTAL | MAYORES DE 18 AÑOS | MENORES DE 18 AÑOS |
| NICOLÁS ROMERO | 117 | 221 | 13 | 116 | 218 | 14 | 165 | 297 | 33 |
| NOPALTEPEC | 8 | 16 | 0 | 1 | 2 | 0 | 5 | 10 | 0 |
| OCOYOACAC | 28 | 55 | 1 | 27 | 53 | 1 | 37 | 71 | 3 |
| OCUILAN | 9 | 15 | 3 | 6 | 10 | 2 | 13 | 23 | 3 |
| OTUMBA | 8 | 16 | 0 | 8 | 16 | 0 | 12 | 24 | 0 |
| OTZOLOAPAN | 4 | 6 | 2 | 1 | 2 | 0 | 0 | 0 | 0 |
| OTZOLOTEPEC | 27 | 50 | 4 | 21 | 41 | 1 | 38 | 73 | 3 |
| OZUMBA | 7 | 13 | 1 | 15 | 27 | 3 | 14 | 26 | 2 |
| PAPALOTLA | 5 | 8 | 2 | 3 | 4 | 2 | 7 | 14 | 0 |
| POLOTITLÁN | 7 | 13 | 1 | 7 | 14 | 0 | 10 | 19 | 1 |
| RAYÓN | 6 | 11 | 1 | 6 | 10 | 2 | 13 | 24 | 2 |
| SAN ANTONIO LA ISLA | 3 | 5 | 1 | 7 | 13 | 1 | 8 | 13 | 3 |
| SAN FELIPE DEL PROGRESO | 28 | 51 | 5 | 37 | 73 | 1 | 39 | 75 | 3 |
| SAN JOSÉ DEL RINCÓN | 20 | 34 | 6 | 20 | 35 | 5 | 30 | 59 | 1 |
| SAN MARTÍN DE LAS PIRÁMIDES | 9 | 18 | 0 | 15 | 28 | 2 | 15 | 26 | 4 |
| SAN MATEO ATENCO | 33 | 60 | 6 | 27 | 47 | 7 | 56 | 102 | 10 |
| SAN SIMÓN DE GUERRERO | 1 | 1 | 1 | 2 | 4 | 0 | 1 | 2 | 0 |
| SANTO TOMÁS | 5 | 9 | 1 | 3 | 6 | 0 | 6 | 11 | 1 |
| SOYANIQUEL PAN DE JUÁREZ | 9 | 18 | 0 | 5 | 10 | 0 | 7 | 14 | 0 |
| SULTEPEC | 17 | 28 | 6 | 9 | 18 | 0 | 12 | 22 | 2 |
| TECÁMAC | 77 | 144 | 10 | 83 | 159 | 7 | 108 | 203 | 13 |
| TEJUPILCO | 37 | 66 | 8 | 32 | 58 | 6 | 39 | 67 | 11 |
| TEMAMATLA | 11 | 20 | 2 | 6 | 11 | 1 | 7 | 13 | 1 |
| TEMASCALAPA | 4 | 5 | 3 | 5 | 8 | 2 | 12 | 23 | 1 |
| TEMASCALCINGO | 27 | 52 | 2 | 22 | 39 | 5 | 27 | 53 | 1 |
| TEMASCALTEPEC | 7 | 14 | 0 | 14 | 24 | 4 | 27 | 50 | 4 |
| TEMOAYA | 38 | 66 | 10 | 49 | 94 | 4 | 37 | 68 | 6 |
| TENANCINGO | 26 | 50 | 2 | 28 | 55 | 1 | 44 | 86 | 2 |
| TENANGO DEL AIRE | 6 | 12 | 0 | 9 | 18 | 0 | 6 | 7 | 5 |
| TENANGO DEL VALLE | 24 | 37 | 11 | 45 | 78 | 12 | 38 | 73 | 3 |
| TEOLOYUCÁN | 55 | 107 | 3 | 32 | 57 | 7 | 56 | 108 | 4 |
| TEOTIHUACÁN | 17 | 33 | 1 | 19 | 37 | 1 | 31 | 61 | 1 |
| TEPETLAOXTOC | 9 | 17 | 1 | 11 | 19 | 3 | 13 | 26 | 0 |
| TEPETLIXPA | 9 | 17 | 1 | 5 | 10 | 0 | 11 | 20 | 2 |
| TEPOTZOTLÁN | 28 | 54 | 2 | 33 | 65 | 1 | 40 | 77 | 3 |
| TEQUIXQUIAC | 11 | 22 | 0 | 21 | 39 | 3 | 15 | 30 | 0 |
| TEXCALTITLÁN | 7 | 12 | 2 | 9 | 16 | 2 | 6 | 11 | 1 |
| TEXCALYACAC | 1 | 2 | 0 | 3 | 6 | 0 | 2 | 4 | 0 |
| TEXCOCO | 80 | 151 | 9 | 80 | 147 | 13 | 116 | 224 | 8 |
| TEZOYUCA | 8 | 16 | 0 | 12 | 23 | 1 | 17 | 32 | 2 |
| TIANGUISTENCO | 30 | 54 | 6 | 34 | 61 | 7 | 43 | 81 | 5 |
| TIMILPAN | 5 | 10 | 0 | 8 | 15 | 1 | 13 | 23 | 3 |
| TLALMANALCO | 14 | 25 | 3 | 8 | 16 | 0 | 18 | 35 | 1 |
| TLALNEPANTLA DE BAZ | 275 | 530 | 20 | 253 | 491 | 15 | 362 | 701 | 23 |
| TLATLAYA | 8 | 15 | 1 | 14 | 23 | 5 | 22 | 39 | 5 |
| TOLUCA | 346 | 639 | 53 | 376 | 718 | 34 | 458 | 872 | 44 |
| TONANITLA | 2 | 4 | 0 | 6 | 12 | 0 | 7 | 14 | 0 |
| TONATICO | 9 | 17 | 1 | 5 | 8 | 2 | 8 | 14 | 2 |
| TULTEPEC | 27 | 51 | 3 | 23 | 44 | 2 | 36 | 66 | 6 |
| TULTITLÁN | 138 | 267 | 9 | 117 | 221 | 13 | 256 | 483 | 29 |
| VALLE DE BRAVO | 30 | 56 | 4 | 24 | 46 | 2 | 28 | 55 | 1 |
| VALLE DE CHALCO SOLIDARIDAD | 107 | 203 | 11 | 103 | 194 | 12 | 147 | 286 | 8 |
| VILLA DE ALLENDE | 13 | 25 | 1 | 11 | 19 | 3 | 10 | 20 | 0 |
| VILLA DEL CARBÓN | 11 | 20 | 2 | 18 | 35 | 1 | 22 | 42 | 2 |
| VILLA GUERRERO | 8 | 14 | 2 | 25 | 47 | 3 | 15 | 28 | 2 |
| VILLA VICTORIA | 26 | 48 | 4 | 22 | 42 | 2 | 41 | 75 | 7 |
| XALATLACO | 11 | 19 | 3 | 18 | 32 | 4 | 14 | 26 | 2 |
| XONACATLÁN | 26 | 48 | 4 | 21 | 34 | 8 | 23 | 43 | 3 |
| ZACAZONAPAN | 3 | 4 | 2 | 0 | 0 | 0 | 3 | 6 | 0 |
| ZACUALPAN | 4 | 8 | 0 | 10 | 19 | 1 | 7 | 14 | 0 |
| ZINACANTEPEC | 80 | 147 | 13 | 71 | 125 | 17 | 110 | 204 | 16 |
| ZUMPAHUACÁN | 13 | 25 | 1 | 6 | 12 | 0 | 5 | 10 | 0 |
| ZUMPANGO | 33 | 65 | 1 | 38 | 74 | 2 | 55 | 107 | 3 |

FUENTE: GEM. Secretaría General de Gobierno. Dirección General del Registro Civil. Movimiento Registral, 2006.



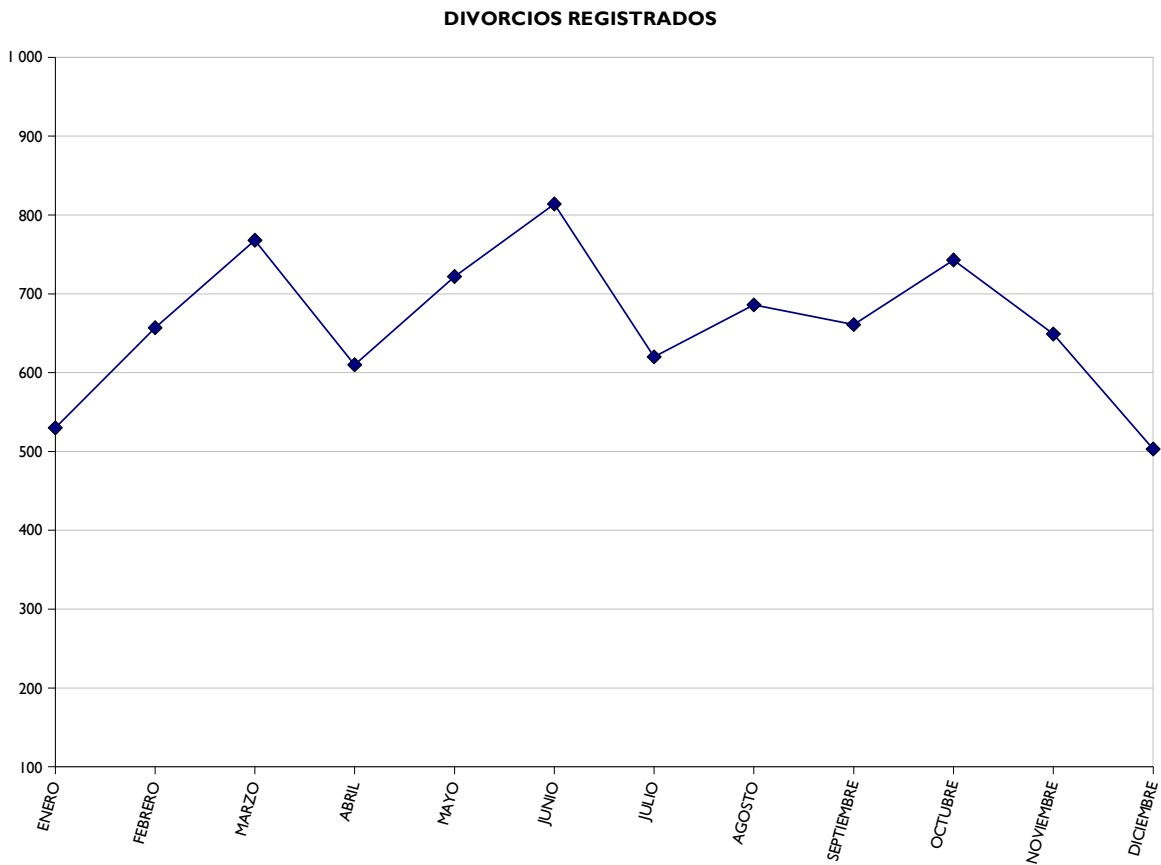
DIVORCIOS

**DIVORCIOS REGISTRADOS POR MES DE REGISTRO SEGÚN TIPO DE TRÁMITE
2006**

CUADRO 4.1

| MES DE REGISTRO | TIPO DE TRÁMITE | | |
|-------------------------|-----------------|--------------|----------------|
| | TOTAL | JUDICIAL | ADMINISTRATIVO |
| ESTADO DE MÉXICO | 7 963 | 6 677 | 1 286 |
| ENERO | 530 | 501 | 29 |
| FEBRERO | 657 | 537 | 120 |
| MARZO | 768 | 628 | 140 |
| ABRIL | 610 | 512 | 98 |
| MAYO | 722 | 580 | 142 |
| JUNIO | 814 | 696 | 118 |
| JULIO | 620 | 511 | 109 |
| AGOSTO | 686 | 562 | 124 |
| SEPTIEMBRE | 661 | 566 | 95 |
| OCTUBRE | 743 | 631 | 112 |
| NOVIEMBRE | 649 | 546 | 103 |
| DICIEMBRE | 503 | 406 | 97 |

FUENTE: GEM. Secretaría General de Gobierno. Dirección General del Registro Civil. Movimiento Registral, 2006.



**DIVORCIOS REGISTRADOS POR MUNICIPIO SEGÚN TIPO DE TRÁMITE
2006**

CUADRO 4.2

| MUNICIPIO | TIPO DE TRÁMITE | | |
|-------------------------|-----------------|--------------|----------------|
| | TOTAL | JUDICIAL | ADMINISTRATIVO |
| ESTADO DE MÉXICO | 7 963 | 6 677 | 1 286 |
| ACAMBAY | 14 | 13 | 1 |
| ACOLMAN | 38 | 31 | 7 |
| ACULCO | 12 | 9 | 3 |
| ALMOLOYA DE ALQUISIRAS | 7 | 5 | 2 |
| ALMOLOYA DE JUÁREZ | 53 | 44 | 9 |
| ALMOLOYA DEL RÍO | 5 | 5 | 0 |
| AMANALCO | 5 | 5 | 0 |
| AMATEPEC | 10 | 7 | 3 |
| AMECAMECA | 19 | 17 | 2 |
| APAXCO | 8 | 8 | 0 |
| ATENCO | 24 | 20 | 4 |
| ATIZAPAN | 5 | 5 | 0 |
| ATIZAPAN DE ZARAGOZA | 385 | 297 | 88 |
| ATLACOMULCO | 43 | 40 | 3 |
| ATLAUTLA | 10 | 8 | 2 |
| AXAPUSCO | 12 | 11 | 1 |
| AYAPANGO | 13 | 11 | 2 |
| CALIMAYA | 19 | 14 | 5 |
| CAPULHÚAC | 31 | 27 | 4 |
| COACALCO DE BERRIOZABAL | 205 | 160 | 45 |
| COATEPEC HARINAS | 14 | 11 | 3 |
| COCOTITLÁN | 20 | 20 | 0 |
| COYOTEPEC | 23 | 22 | 1 |
| CUAUTITLÁN | 69 | 57 | 12 |
| CUAUTITLÁN IZCALLI | 383 | 297 | 86 |
| CHALCO | 84 | 68 | 16 |
| CHAPA DE MOTA | 5 | 5 | 0 |
| CHAPULTEPEC | 7 | 6 | 1 |
| CHIAUTLA | 32 | 30 | 2 |
| CHICOLOAPAN | 42 | 36 | 6 |
| CHICONCUAC | 7 | 7 | 0 |
| CHIMALHUACÁN | 142 | 130 | 12 |
| DONATO GUERRA | 4 | 3 | 1 |
| ECATEPEC DE MORELOS | 691 | 579 | 112 |
| ECATZINGO | 1 | 1 | 0 |
| EL ORO | 14 | 13 | 1 |
| HUEHUETOCA | 11 | 11 | 0 |
| HUEYPOXTLA | 14 | 13 | 1 |
| HUIXQUILUCAN | 134 | 102 | 32 |
| ISIDRO FABELA | 7 | 7 | 0 |
| IXTAPALUCA | 100 | 88 | 12 |
| IXTAPAN DE LA SAL | 16 | 15 | 1 |
| IXTAPAN DEL ORO | 0 | 0 | 0 |
| IXTLAHUACA | 54 | 53 | 1 |
| JALTENCO | 24 | 22 | 2 |
| JILOTEPEC | 29 | 26 | 3 |
| JILOTZINGO | 19 | 15 | 4 |
| JIQUIPILCO | 10 | 10 | 0 |
| JOCOTITLÁN | 19 | 17 | 2 |
| JOQUICINGO | 7 | 7 | 0 |
| JUCHITEPEC | 7 | 4 | 3 |
| LA PAZ | 183 | 168 | 15 |
| LERMA | 57 | 48 | 9 |
| LUVIANOS | 4 | 4 | 0 |
| MALINALCO | 5 | 3 | 2 |
| MELCHOR OCAMPO | 28 | 22 | 6 |
| METEPEC | 198 | 170 | 28 |
| MEXICALTZINGO | 11 | 10 | 1 |
| MORELOS | 8 | 7 | 1 |
| NAUCALPAN DE JUÁREZ | 805 | 678 | 127 |
| NEXTLALPAN | 9 | 8 | 1 |
| NEZAHUALCÓYOTL | 1 020 | 859 | 161 |

(Continúa)

**DIVORCIOS REGISTRADOS POR MUNICIPIO SEGÚN TIPO DE TRÁMITE
2006**

CUADRO 4.2

| MUNICIPIO | TIPO DE TRÁMITE | | |
|-----------------------------|-----------------|----------|----------------|
| | TOTAL | JUDICIAL | ADMINISTRATIVO |
| NICOLÁS ROMERO | 158 | 143 | 15 |
| NOPALTEPEC | 4 | 4 | 0 |
| OCOYOACAC | 35 | 30 | 5 |
| OCUILAN | 7 | 7 | 0 |
| OTUMBA | 18 | 15 | 3 |
| OTZOLOAPAN | 7 | 7 | 0 |
| OTZOLOTEPEC | 24 | 17 | 7 |
| OZUMBA | 8 | 6 | 2 |
| PAPALOTLA | 10 | 8 | 2 |
| POLOTITLÁN | 8 | 8 | 0 |
| RAYÓN | 7 | 7 | 0 |
| SAN ANTONIO LA ISLA | 6 | 5 | 1 |
| SAN FELIPE DEL PROGRESO | 28 | 25 | 3 |
| SAN JOSÉ DEL RINCÓN | 2 | 2 | 0 |
| SAN MARTÍN DE LAS PIRÁMIDES | 27 | 21 | 6 |
| SAN MATEO ATENCO | 43 | 38 | 5 |
| SAN SIMÓN DE GUERRERO | 5 | 4 | 1 |
| SANTO TOMÁS | 11 | 9 | 2 |
| SOYANIQUILPAN DE JUÁREZ | 6 | 6 | 0 |
| SULTEPEC | 9 | 7 | 2 |
| TECÁMAC | 104 | 79 | 25 |
| TEJUPILCO | 27 | 26 | 1 |
| TEMAMATLA | 10 | 8 | 2 |
| TEMASCALAPA | 10 | 9 | 1 |
| TEMASCALCINGO | 13 | 13 | 0 |
| TEMASCALTEPEC | 13 | 11 | 2 |
| TEMOAYA | 23 | 21 | 2 |
| TENANCINGO | 32 | 25 | 7 |
| TENANGO DEL AIRE | 1 | 1 | 0 |
| TENANGO DEL VALLE | 33 | 27 | 6 |
| TEOLOYUCÁN | 37 | 31 | 6 |
| TEOTIHUACÁN | 35 | 31 | 4 |
| TEPETLAOXTOC | 12 | 11 | 1 |
| TEPETLIXPA | 8 | 7 | 1 |
| TEPOTZOTLÁN | 44 | 41 | 3 |
| TEQUIXQUIAC | 10 | 10 | 0 |
| TEXCALTITLÁN | 10 | 7 | 3 |
| TEXCALYACAC | 4 | 4 | 0 |
| TEXCOCO | 160 | 141 | 19 |
| TEZOYUCA | 13 | 12 | 1 |
| TIANGUISTENCO | 35 | 31 | 4 |
| TIMILPAN | 8 | 7 | 1 |
| TLALMANALCO | 25 | 20 | 5 |
| TLALNEPANTLA DE BAZ | 548 | 447 | 101 |
| TLATLAYA | 7 | 6 | 1 |
| TOLUCA | 566 | 469 | 97 |
| TONANITLA | 2 | 0 | 2 |
| TONATICO | 9 | 7 | 2 |
| TULTEPEC | 39 | 34 | 5 |
| TULTITLÁN | 178 | 139 | 39 |
| VALLE DE BRAVO | 37 | 36 | 1 |
| VALLE DE CHALCO SOLIDARIDAD | 42 | 31 | 11 |
| VILLA DE ALLENDE | 9 | 9 | 0 |
| VILLA DEL CARBÓN | 12 | 11 | 1 |
| VILLA GUERRERO | 11 | 9 | 2 |
| VILLA VICTORIA | 19 | 19 | 0 |
| XALATLACO | 12 | 11 | 1 |
| XONACATLÁN | 18 | 15 | 3 |
| ZACAZONAPAN | 2 | 2 | 0 |
| ZACUALPAN | 0 | 0 | 0 |
| ZINACANTEPEC | 77 | 59 | 18 |
| ZUMPAHUACÁN | 1 | 1 | 0 |
| ZUMPANGO | 49 | 41 | 8 |

FUENTE: GEM. Secretaría General de Gobierno. Dirección General del Registro Civil. Movimiento Registral, 2006.

DIVORCIOS REGISTRADOS POR MUNICIPIO SEGÚN TIPO DE TRÁMITE Y MES DE REGISTRO
2006

CUADRO 4.3
(1a. parte)

| MUNICIPIO | ENERO | | | FEBRERO | | | MARZO | | |
|-------------------------|------------|------------|---------------------|------------|------------|---------------------|------------|------------|---------------------|
| | TOTAL | JUDICIAL | ADMINIS- TRATIVO | TOTAL | JUDICIAL | ADMINIS- TRATIVO | TOTAL | JUDICIAL | ADMINIS- TRATIVO |
| ESTADO DE MÉXICO | 530 | 501 | 29 | 657 | 537 | 120 | 768 | 628 | 140 |
| ACAMBAY | 1 | 1 | 0 | 0 | 0 | 0 | 1 | 1 | 0 |
| ACOLMAN | 1 | 1 | 0 | 3 | 3 | 0 | 1 | 1 | 0 |
| ACULCO | 2 | 1 | 1 | 2 | 1 | 1 | 0 | 0 | 0 |
| ALMOLOYA DE ALQUISIRAS | 0 | 0 | 0 | 0 | 0 | 0 | 1 | 1 | 0 |
| ALMOLOYA DE JUÁREZ | 3 | 3 | 0 | 8 | 6 | 2 | 6 | 5 | 1 |
| ALMOLOYA DEL RÍO | 1 | 1 | 0 | 0 | 0 | 0 | 1 | 1 | 0 |
| AMANALCO | 0 | 0 | 0 | 0 | 0 | 0 | 1 | 1 | 0 |
| AMATEPEC | 1 | 0 | 1 | 2 | 2 | 0 | 0 | 0 | 0 |
| AMECAMECA | 2 | 2 | 0 | 2 | 2 | 0 | 2 | 1 | 1 |
| APAXCO | 1 | 1 | 0 | 1 | 1 | 0 | 0 | 0 | 0 |
| ATENCO | 1 | 1 | 0 | 0 | 0 | 0 | 3 | 2 | 1 |
| ATIZAPAN | 1 | 1 | 0 | 0 | 0 | 0 | 1 | 1 | 0 |
| ATIZAPAN DE ZARAGOZA | 19 | 19 | 0 | 29 | 23 | 6 | 38 | 27 | 11 |
| ATLACOMULCO | 5 | 3 | 2 | 2 | 2 | 0 | 5 | 4 | 1 |
| ATLAUTLA | 0 | 0 | 0 | 3 | 2 | 1 | 1 | 1 | 0 |
| AXAPUSCO | 1 | 1 | 0 | 0 | 0 | 0 | 1 | 1 | 0 |
| AYAPANGO | 0 | 0 | 0 | 1 | 1 | 0 | 1 | 1 | 0 |
| CALIMAYA | 0 | 0 | 0 | 1 | 1 | 0 | 1 | 1 | 0 |
| CAPULHÚAC | 2 | 1 | 1 | 5 | 5 | 0 | 2 | 2 | 0 |
| COACALCO DE BERRIOZABAL | 18 | 18 | 0 | 18 | 11 | 7 | 18 | 15 | 3 |
| COATEPEC HARINAS | 1 | 0 | 1 | 1 | 1 | 0 | 2 | 2 | 0 |
| COCOTITLÁN | 1 | 1 | 0 | 2 | 2 | 0 | 1 | 1 | 0 |
| COYOTEPEC | 1 | 1 | 0 | 2 | 2 | 0 | 1 | 1 | 0 |
| CUAUTITLÁN | 6 | 6 | 0 | 8 | 7 | 1 | 7 | 6 | 1 |
| CUAUTITLÁN IZCALLI | 26 | 26 | 0 | 35 | 32 | 3 | 46 | 35 | 11 |
| CHALCO | 9 | 7 | 2 | 11 | 11 | 0 | 13 | 12 | 1 |
| CHAPA DE MOTA | 0 | 0 | 0 | 0 | 0 | 0 | 1 | 1 | 0 |
| CHAPULTEPEC | 0 | 0 | 0 | 0 | 0 | 0 | 0 | 0 | 0 |
| CHIAUTLA | 2 | 2 | 0 | 3 | 2 | 1 | 1 | 1 | 0 |
| CHICOLAPAN | 3 | 3 | 0 | 4 | 3 | 1 | 6 | 6 | 0 |
| CHICONCUAC | 2 | 2 | 0 | 0 | 0 | 0 | 1 | 1 | 0 |
| CHIMALHUACÁN | 8 | 8 | 0 | 11 | 9 | 2 | 11 | 11 | 0 |
| DONATO GUERRA | 1 | 0 | 1 | 0 | 0 | 0 | 0 | 0 | 0 |
| ECATEPEC DE MORELOS | 52 | 51 | 1 | 52 | 37 | 15 | 70 | 62 | 8 |
| ECATZINGO | 0 | 0 | 0 | 0 | 0 | 0 | 0 | 0 | 0 |
| EL ORO | 0 | 0 | 0 | 1 | 1 | 0 | 2 | 2 | 0 |
| HUEHUETOCA | 0 | 0 | 0 | 0 | 0 | 0 | 1 | 1 | 0 |
| HUEYPOXTLA | 2 | 2 | 0 | 1 | 1 | 0 | 3 | 3 | 0 |
| HUIXQUILUCAN | 7 | 6 | 1 | 8 | 7 | 1 | 12 | 3 | 9 |
| ISIDRO FABELA | 0 | 0 | 0 | 2 | 2 | 0 | 1 | 1 | 0 |
| IXTAPALUCA | 8 | 8 | 0 | 7 | 7 | 0 | 13 | 8 | 5 |
| IXTAPAN DE LA SAL | 1 | 1 | 0 | 0 | 0 | 0 | 3 | 3 | 0 |
| IXTAPAN DEL ORO | 0 | 0 | 0 | 0 | 0 | 0 | 0 | 0 | 0 |
| IXTLAHUACA | 6 | 6 | 0 | 5 | 5 | 0 | 4 | 4 | 0 |
| JALTENCO | 1 | 1 | 0 | 1 | 1 | 0 | 2 | 2 | 0 |
| JILOTEPEC | 2 | 2 | 0 | 0 | 0 | 0 | 1 | 1 | 0 |
| JILOTZINGO | 1 | 1 | 0 | 1 | 1 | 0 | 1 | 0 | 1 |
| JIQUIPILCO | 0 | 0 | 0 | 1 | 1 | 0 | 1 | 1 | 0 |
| JOCOTITLÁN | 0 | 0 | 0 | 2 | 2 | 0 | 4 | 4 | 0 |
| JOQUICINGO | 0 | 0 | 0 | 1 | 1 | 0 | 1 | 1 | 0 |
| JUCHITEPEC | 0 | 0 | 0 | 1 | 0 | 1 | 2 | 2 | 0 |
| LA PAZ | 12 | 12 | 0 | 19 | 18 | 1 | 14 | 12 | 2 |
| LERMA | 4 | 4 | 0 | 6 | 5 | 1 | 4 | 4 | 0 |
| LUVIANOS | 0 | 0 | 0 | 0 | 0 | 0 | 0 | 0 | 0 |
| MALINALCO | 0 | 0 | 0 | 2 | 1 | 1 | 1 | 1 | 0 |
| MELCHOR OCAMPO | 2 | 2 | 0 | 0 | 0 | 0 | 1 | 1 | 0 |
| METEPEC | 13 | 13 | 0 | 20 | 19 | 1 | 26 | 22 | 4 |
| MEXICALTZINGO | 3 | 3 | 0 | 2 | 2 | 0 | 1 | 1 | 0 |
| MORELOS | 2 | 2 | 0 | 0 | 0 | 0 | 0 | 0 | 0 |
| NAUCALPAN DE JUÁREZ | 54 | 52 | 2 | 67 | 55 | 12 | 70 | 54 | 16 |
| NEXTLALPAN | 1 | 1 | 0 | 0 | 0 | 0 | 4 | 4 | 0 |
| NEZAHUALCÓYOTL | 65 | 61 | 4 | 74 | 61 | 13 | 89 | 77 | 12 |

(Continúa)

DIVORCIOS REGISTRADOS POR MUNICIPIO SEGÚN TIPO DE TRÁMITE Y MES DE REGISTRO
2006

CUADRO 4.3
(1a. parte)

| MUNICIPIO | ENERO | | | FEBRERO | | | MARZO | | |
|-----------------------------|-------|----------|---------------------|---------|----------|---------------------|-------|----------|---------------------|
| | TOTAL | JUDICIAL | ADMINIS- TRATIVO | TOTAL | JUDICIAL | ADMINIS- TRATIVO | TOTAL | JUDICIAL | ADMINIS- TRATIVO |
| NICOLÁS ROMERO | 13 | 12 | 1 | 12 | 12 | 0 | 10 | 8 | 2 |
| NOPALTEPEC | 0 | 0 | 0 | 0 | 0 | 0 | 1 | 1 | 0 |
| OCOYOACAC | 2 | 2 | 0 | 1 | 0 | 1 | 6 | 5 | 1 |
| OCUILAN | 2 | 2 | 0 | 0 | 0 | 0 | 1 | 1 | 0 |
| OTUMBA | 0 | 0 | 0 | 3 | 2 | 1 | 2 | 2 | 0 |
| OTZOLOAPAN | 0 | 0 | 0 | 0 | 0 | 0 | 0 | 0 | 0 |
| OTZOLOTEPEC | 1 | 1 | 0 | 1 | 1 | 0 | 1 | 1 | 0 |
| OZUMBA | 0 | 0 | 0 | 2 | 1 | 1 | 0 | 0 | 0 |
| PAPALOTLA | 0 | 0 | 0 | 2 | 2 | 0 | 1 | 1 | 0 |
| POLOTITLÁN | 1 | 1 | 0 | 0 | 0 | 0 | 0 | 0 | 0 |
| RAYÓN | 0 | 0 | 0 | 0 | 0 | 0 | 1 | 1 | 0 |
| SAN ANTONIO LA ISLA | 0 | 0 | 0 | 2 | 2 | 0 | 0 | 0 | 0 |
| SAN FELIPE DEL PROGRESO | 4 | 3 | 1 | 0 | 0 | 0 | 4 | 4 | 0 |
| SAN JOSÉ DEL RINCÓN | 0 | 0 | 0 | 0 | 0 | 0 | 1 | 1 | 0 |
| SAN MARTÍN DE LAS PIRÁMIDES | 3 | 2 | 1 | 3 | 2 | 1 | 2 | 1 | 1 |
| SAN MATEO ATENCO | 3 | 3 | 0 | 3 | 3 | 0 | 2 | 2 | 0 |
| SAN SIMÓN DE GUERRERO | 0 | 0 | 0 | 1 | 0 | 1 | 0 | 0 | 0 |
| SANTO TOMÁS | 1 | 1 | 0 | 1 | 1 | 0 | 1 | 0 | 1 |
| SOYANIQUILPAN DE JUÁREZ | 0 | 0 | 0 | 0 | 0 | 0 | 1 | 1 | 0 |
| SULTEPEC | 1 | 1 | 0 | 1 | 1 | 0 | 0 | 0 | 0 |
| TECÁMAC | 7 | 7 | 0 | 16 | 12 | 4 | 9 | 5 | 4 |
| TEJUPILCO | 1 | 1 | 0 | 0 | 0 | 0 | 5 | 5 | 0 |
| TEMAMATLA | 0 | 0 | 0 | 1 | 1 | 0 | 2 | 2 | 0 |
| TEMASCALAPA | 1 | 1 | 0 | 0 | 0 | 0 | 0 | 0 | 0 |
| TEMASCALCINGO | 2 | 2 | 0 | 2 | 2 | 0 | 1 | 1 | 0 |
| TEMASCALTEPEC | 0 | 0 | 0 | 1 | 1 | 0 | 0 | 0 | 0 |
| TEMOAYA | 3 | 3 | 0 | 1 | 1 | 0 | 4 | 4 | 0 |
| TENANCINGO | 1 | 1 | 0 | 3 | 3 | 0 | 1 | 1 | 0 |
| TENANGO DEL AIRE | 0 | 0 | 0 | 0 | 0 | 0 | 0 | 0 | 0 |
| TENANGO DEL VALLE | 2 | 1 | 1 | 2 | 1 | 1 | 2 | 1 | 1 |
| TEOLOYUCÁN | 2 | 2 | 0 | 4 | 3 | 1 | 3 | 1 | 2 |
| TEOTIHUACÁN | 1 | 1 | 0 | 4 | 3 | 1 | 7 | 7 | 0 |
| TEPETLAOXTOC | 1 | 1 | 0 | 0 | 0 | 0 | 1 | 1 | 0 |
| TEPETLIXPA | 1 | 1 | 0 | 1 | 1 | 0 | 1 | 0 | 1 |
| TEPOTZOTLÁN | 5 | 5 | 0 | 2 | 2 | 0 | 8 | 6 | 2 |
| TEQUIXQUIAC | 0 | 0 | 0 | 0 | 0 | 0 | 0 | 0 | 0 |
| TEXCALTITLÁN | 0 | 0 | 0 | 1 | 0 | 1 | 1 | 1 | 0 |
| TEXCALYACAC | 0 | 0 | 0 | 0 | 0 | 0 | 1 | 1 | 0 |
| TEXCOCO | 8 | 8 | 0 | 19 | 17 | 2 | 13 | 12 | 1 |
| TEZOYUCA | 1 | 1 | 0 | 1 | 1 | 0 | 1 | 1 | 0 |
| TIANGUISTENCO | 5 | 4 | 1 | 2 | 2 | 0 | 2 | 2 | 0 |
| TIMILPAN | 1 | 0 | 1 | 0 | 0 | 0 | 1 | 1 | 0 |
| TLALMANALCO | 0 | 0 | 0 | 1 | 0 | 1 | 0 | 0 | 0 |
| TLALNEPANTLA DE BAZ | 37 | 37 | 0 | 42 | 30 | 12 | 61 | 49 | 12 |
| TLATLAYA | 0 | 0 | 0 | 0 | 0 | 0 | 2 | 1 | 1 |
| TOLUCA | 45 | 40 | 5 | 46 | 33 | 13 | 53 | 42 | 11 |
| TONANITLA | 0 | 0 | 0 | 0 | 0 | 0 | 0 | 0 | 0 |
| TONATICO | 0 | 0 | 0 | 2 | 1 | 1 | 2 | 1 | 1 |
| TULTEPEC | 2 | 2 | 0 | 3 | 3 | 0 | 2 | 2 | 0 |
| TULTITLÁN | 6 | 5 | 1 | 22 | 17 | 5 | 15 | 10 | 5 |
| VALLE DE BRAVO | 2 | 2 | 0 | 1 | 1 | 0 | 2 | 2 | 0 |
| VALLE DE CHALCO SOLIDARIDA | 1 | 1 | 0 | 1 | 1 | 0 | 4 | 2 | 2 |
| VILLA DE ALLENDE | 0 | 0 | 0 | 1 | 1 | 0 | 1 | 1 | 0 |
| VILLA DEL CARBÓN | 0 | 0 | 0 | 2 | 2 | 0 | 4 | 4 | 0 |
| VILLA GUERRERO | 0 | 0 | 0 | 1 | 1 | 0 | 1 | 0 | 1 |
| VILLA VICTORIA | 1 | 1 | 0 | 2 | 2 | 0 | 0 | 0 | 0 |
| XALATLACO | 0 | 0 | 0 | 1 | 1 | 0 | 2 | 2 | 0 |
| XONACATLÁN | 1 | 1 | 0 | 1 | 1 | 0 | 3 | 2 | 1 |
| ZACAZONAPAN | 0 | 0 | 0 | 0 | 0 | 0 | 0 | 0 | 0 |
| ZACUALPAN | 0 | 0 | 0 | 0 | 0 | 0 | 0 | 0 | 0 |
| ZINACANTEPEC | 2 | 2 | 0 | 6 | 5 | 1 | 11 | 9 | 2 |
| ZUMPAHUACÁN | 0 | 0 | 0 | 0 | 0 | 0 | 0 | 0 | 0 |
| ZUMPANGO | 5 | 5 | 0 | 6 | 5 | 1 | 3 | 3 | 0 |

DIVORCIOS REGISTRADOS POR MUNICIPIO SEGÚN TIPO DE TRÁMITE Y MES DE REGISTRO
2006

CUADRO 4.3
(2a. parte)

| MUNICIPIO | ABRIL | | | MAYO | | | JUNIO | | |
|-------------------------|------------|------------|---------------------|------------|------------|---------------------|------------|------------|---------------------|
| | TOTAL | JUDICIAL | ADMINIS- TRATIVO | TOTAL | JUDICIAL | ADMINIS- TRATIVO | TOTAL | JUDICIAL | ADMINIS- TRATIVO |
| ESTADO DE MÉXICO | 610 | 512 | 98 | 722 | 580 | 142 | 814 | 696 | 118 |
| ACAMBAY | 1 | 1 | 0 | 2 | 1 | 1 | 3 | 3 | 0 |
| ACOLMAN | 2 | 1 | 1 | 4 | 3 | 1 | 3 | 3 | 0 |
| ACULCO | 1 | 1 | 0 | 0 | 0 | 0 | 1 | 1 | 0 |
| ALMOLOYA DE ALQUISIRAS | 1 | 1 | 0 | 0 | 0 | 0 | 2 | 1 | 1 |
| ALMOLOYA DE JUÁREZ | 3 | 3 | 0 | 5 | 4 | 1 | 1 | 1 | 0 |
| ALMOLOYA DEL RÍO | 0 | 0 | 0 | 0 | 0 | 0 | 1 | 1 | 0 |
| AMANALCO | 0 | 0 | 0 | 2 | 2 | 0 | 0 | 0 | 0 |
| AMATEPEC | 0 | 0 | 0 | 1 | 1 | 0 | 2 | 2 | 0 |
| AMECAMECA | 0 | 0 | 0 | 1 | 1 | 0 | 1 | 1 | 0 |
| APAXCO | 0 | 0 | 0 | 1 | 1 | 0 | 1 | 1 | 0 |
| ATENCO | 0 | 0 | 0 | 7 | 5 | 2 | 2 | 2 | 0 |
| ATIZAPAN | 1 | 1 | 0 | 0 | 0 | 0 | 1 | 1 | 0 |
| ATIZAPAN DE ZARAGOZA | 29 | 22 | 7 | 44 | 31 | 13 | 30 | 20 | 10 |
| ATLACOMULCO | 5 | 5 | 0 | 0 | 0 | 0 | 10 | 10 | 0 |
| ATLAUTLA | 2 | 1 | 1 | 0 | 0 | 0 | 1 | 1 | 0 |
| AXAPUSCO | 2 | 2 | 0 | 0 | 0 | 0 | 2 | 2 | 0 |
| AYAPANGO | 0 | 0 | 0 | 1 | 1 | 0 | 1 | 1 | 0 |
| CALIMAYA | 2 | 1 | 1 | 6 | 6 | 0 | 3 | 2 | 1 |
| CAPULHÚAC | 1 | 1 | 0 | 1 | 0 | 1 | 6 | 5 | 1 |
| COACALCO DE BERRIOZABAL | 15 | 12 | 3 | 19 | 13 | 6 | 17 | 12 | 5 |
| COATEPEC HARINAS | 0 | 0 | 0 | 0 | 0 | 0 | 1 | 1 | 0 |
| COCOTITLÁN | 1 | 1 | 0 | 1 | 1 | 0 | 0 | 0 | 0 |
| COYOTEPEC | 0 | 0 | 0 | 4 | 3 | 1 | 3 | 3 | 0 |
| CUAUTITLÁN | 4 | 4 | 0 | 5 | 4 | 1 | 2 | 2 | 0 |
| CUAUTITLÁN IZCALLI | 28 | 21 | 7 | 44 | 33 | 11 | 32 | 24 | 8 |
| CHALCO | 7 | 5 | 2 | 6 | 5 | 1 | 5 | 2 | 3 |
| CHAPA DE MOTA | 1 | 1 | 0 | 0 | 0 | 0 | 0 | 0 | 0 |
| CHAPULTEPEC | 0 | 0 | 0 | 2 | 2 | 0 | 2 | 2 | 0 |
| CHIAUTLA | 3 | 3 | 0 | 5 | 5 | 0 | 4 | 4 | 0 |
| CHICOLAPAN | 3 | 3 | 0 | 4 | 3 | 1 | 4 | 3 | 1 |
| CHICONCUAC | 0 | 0 | 0 | 1 | 1 | 0 | 1 | 1 | 0 |
| CHIMALHUACÁN | 12 | 11 | 1 | 11 | 10 | 1 | 22 | 21 | 1 |
| DONATO GUERRA | 1 | 1 | 0 | 1 | 1 | 0 | 1 | 1 | 0 |
| ECATEPEC DE MORELOS | 59 | 43 | 16 | 62 | 54 | 8 | 52 | 46 | 6 |
| ECATZINGO | 0 | 0 | 0 | 0 | 0 | 0 | 1 | 1 | 0 |
| EL ORO | 1 | 1 | 0 | 1 | 1 | 0 | 3 | 2 | 1 |
| HUEHUETOCA | 1 | 1 | 0 | 0 | 0 | 0 | 1 | 1 | 0 |
| HUEYPOXTLA | 1 | 0 | 1 | 1 | 1 | 0 | 1 | 1 | 0 |
| HUIXQUILUCAN | 16 | 13 | 3 | 13 | 8 | 5 | 14 | 12 | 2 |
| ISIDRO FABELA | 0 | 0 | 0 | 1 | 1 | 0 | 1 | 1 | 0 |
| IXTAPALUCA | 10 | 8 | 2 | 9 | 7 | 2 | 11 | 11 | 0 |
| IXTAPAN DE LA SAL | 0 | 0 | 0 | 2 | 1 | 1 | 4 | 4 | 0 |
| IXTAPAN DEL ORO | 0 | 0 | 0 | 0 | 0 | 0 | 0 | 0 | 0 |
| IXTLAHUACA | 4 | 4 | 0 | 7 | 6 | 1 | 3 | 3 | 0 |
| JALTENCO | 2 | 2 | 0 | 2 | 2 | 0 | 6 | 4 | 2 |
| JILOTEPEC | 4 | 4 | 0 | 1 | 1 | 0 | 3 | 3 | 0 |
| JILOTZINGO | 0 | 0 | 0 | 1 | 1 | 0 | 1 | 1 | 0 |
| JIQUIPILCO | 0 | 0 | 0 | 0 | 0 | 0 | 2 | 2 | 0 |
| JOCOTITLÁN | 1 | 1 | 0 | 1 | 1 | 0 | 2 | 2 | 0 |
| JOQUICINGO | 0 | 0 | 0 | 1 | 1 | 0 | 1 | 1 | 0 |
| JUCHITEPEC | 2 | 1 | 1 | 0 | 0 | 0 | 0 | 0 | 0 |
| LA PAZ | 7 | 5 | 2 | 11 | 10 | 1 | 19 | 19 | 0 |
| LERMA | 5 | 5 | 0 | 8 | 8 | 0 | 2 | 2 | 0 |
| LUVIANOS | 2 | 2 | 0 | 0 | 0 | 0 | 0 | 0 | 0 |
| MALINALCO | 1 | 0 | 1 | 1 | 1 | 0 | 0 | 0 | 0 |
| MELCHOR OCAMPO | 2 | 2 | 0 | 3 | 3 | 0 | 3 | 0 | 3 |
| METEPEC | 15 | 14 | 1 | 18 | 14 | 4 | 16 | 13 | 3 |
| MEXICALTZINGO | 1 | 1 | 0 | 0 | 0 | 0 | 1 | 1 | 0 |
| MORELOS | 1 | 1 | 0 | 0 | 0 | 0 | 0 | 0 | 0 |
| NAUCALPAN DE JUÁREZ | 72 | 63 | 9 | 67 | 51 | 16 | 82 | 68 | 14 |
| NEXTLALPAN | 1 | 1 | 0 | 0 | 0 | 0 | 0 | 0 | 0 |
| NEZAHUALCÓYOTL | 70 | 56 | 14 | 78 | 62 | 16 | 136 | 114 | 22 |

(Continúa)

DIVORCIOS REGISTRADOS POR MUNICIPIO SEGÚN TIPO DE TRÁMITE Y MES DE REGISTRO
2006

CUADRO 4.3
(2a. parte)

| MUNICIPIO | ABRIL | | | MAYO | | | JUNIO | | |
|-----------------------------|-------|----------|---------------------|-------|----------|---------------------|-------|----------|---------------------|
| | TOTAL | JUDICIAL | ADMINIS- TRATIVO | TOTAL | JUDICIAL | ADMINIS- TRATIVO | TOTAL | JUDICIAL | ADMINIS- TRATIVO |
| NICOLÁS ROMERO | 8 | 7 | 1 | 12 | 10 | 2 | 23 | 21 | 2 |
| NOPALTEPEC | 0 | 0 | 0 | 0 | 0 | 0 | 0 | 0 | 0 |
| OCOYOACAC | 3 | 2 | 1 | 5 | 4 | 1 | 4 | 3 | 1 |
| OCUILAN | 0 | 0 | 0 | 1 | 1 | 0 | 1 | 1 | 0 |
| OTUMBA | 3 | 3 | 0 | 0 | 0 | 0 | 1 | 1 | 0 |
| OTZOLOAPAN | 1 | 1 | 0 | 0 | 0 | 0 | 0 | 0 | 0 |
| OTZOLOTEPEC | 4 | 3 | 1 | 4 | 3 | 1 | 4 | 2 | 2 |
| OZUMBA | 0 | 0 | 0 | 1 | 0 | 1 | 0 | 0 | 0 |
| PAPALOTLA | 0 | 0 | 0 | 1 | 1 | 0 | 1 | 1 | 0 |
| POLOTITLÁN | 1 | 1 | 0 | 1 | 1 | 0 | 1 | 1 | 0 |
| RAYÓN | 0 | 0 | 0 | 3 | 3 | 0 | 2 | 2 | 0 |
| SAN ANTONIO LA ISLA | 0 | 0 | 0 | 1 | 0 | 1 | 0 | 0 | 0 |
| SAN FELIPE DEL PROGRESO | 2 | 1 | 1 | 3 | 2 | 1 | 3 | 3 | 0 |
| SAN JOSÉ DEL RINCÓN | 0 | 0 | 0 | 0 | 0 | 0 | 0 | 0 | 0 |
| SAN MARTÍN DE LAS PIRÁMIDES | 0 | 0 | 0 | 2 | 2 | 0 | 0 | 0 | 0 |
| SAN MATEO ATENCO | 5 | 5 | 0 | 1 | 1 | 0 | 2 | 2 | 0 |
| SAN SIMÓN DE GUERRERO | 0 | 0 | 0 | 1 | 1 | 0 | 1 | 1 | 0 |
| SANTO TOMÁS | 1 | 0 | 1 | 0 | 0 | 0 | 1 | 1 | 0 |
| SOYANIQUILPAN DE JUÁREZ | 0 | 0 | 0 | 1 | 1 | 0 | 1 | 1 | 0 |
| SULTEPEC | 1 | 1 | 0 | 0 | 0 | 0 | 0 | 0 | 0 |
| TECÁMAC | 6 | 6 | 0 | 8 | 5 | 3 | 10 | 9 | 1 |
| TEJUPILCO | 4 | 4 | 0 | 1 | 1 | 0 | 3 | 3 | 0 |
| TEMAMATLA | 2 | 2 | 0 | 1 | 1 | 0 | 0 | 0 | 0 |
| TEMASCALAPA | 0 | 0 | 0 | 1 | 1 | 0 | 1 | 0 | 1 |
| TEMASCALCINGO | 2 | 2 | 0 | 1 | 1 | 0 | 1 | 1 | 0 |
| TEMASCALTEPEC | 1 | 0 | 1 | 2 | 2 | 0 | 1 | 1 | 0 |
| TEMOAYA | 1 | 1 | 0 | 1 | 1 | 0 | 1 | 1 | 0 |
| TENANCINGO | 2 | 2 | 0 | 5 | 4 | 1 | 3 | 3 | 0 |
| TENANGO DEL AIRE | 0 | 0 | 0 | 0 | 0 | 0 | 0 | 0 | 0 |
| TENANGO DEL VALLE | 2 | 2 | 0 | 2 | 1 | 1 | 6 | 6 | 0 |
| TELOYUCÁN | 2 | 2 | 0 | 4 | 3 | 1 | 6 | 5 | 1 |
| TEOTIHUACÁN | 1 | 0 | 1 | 3 | 1 | 2 | 2 | 2 | 0 |
| TEPETLAOXTOC | 0 | 0 | 0 | 0 | 0 | 0 | 2 | 2 | 0 |
| TEPETLIXPA | 1 | 1 | 0 | 0 | 0 | 0 | 1 | 1 | 0 |
| TEPOTZOTLÁN | 3 | 3 | 0 | 4 | 3 | 1 | 4 | 4 | 0 |
| TEQUIXQUIAC | 0 | 0 | 0 | 1 | 1 | 0 | 1 | 1 | 0 |
| TEXCALTITLÁN | 2 | 2 | 0 | 0 | 0 | 0 | 1 | 0 | 1 |
| TEXCALYACAC | 0 | 0 | 0 | 1 | 1 | 0 | 0 | 0 | 0 |
| TEXCOCO | 16 | 16 | 0 | 11 | 10 | 1 | 17 | 15 | 2 |
| TEZOYUCA | 0 | 0 | 0 | 1 | 1 | 0 | 4 | 4 | 0 |
| TIANGUISTENCO | 4 | 3 | 1 | 2 | 2 | 0 | 5 | 4 | 1 |
| TIMILPAN | 2 | 2 | 0 | 0 | 0 | 0 | 1 | 1 | 0 |
| TLALMANALCO | 1 | 1 | 0 | 2 | 1 | 1 | 2 | 2 | 0 |
| TLALNEPANTLA DE BAZ | 30 | 26 | 4 | 66 | 50 | 16 | 67 | 57 | 10 |
| TLATLAYA | 0 | 0 | 0 | 1 | 1 | 0 | 0 | 0 | 0 |
| TOLUCA | 47 | 43 | 4 | 53 | 46 | 7 | 43 | 39 | 4 |
| TONANITLA | 0 | 0 | 0 | 1 | 0 | 1 | 0 | 0 | 0 |
| TONATICO | 2 | 2 | 0 | 0 | 0 | 0 | 1 | 1 | 0 |
| TULTEPEC | 4 | 3 | 1 | 2 | 1 | 1 | 4 | 4 | 0 |
| TULTITLÁN | 15 | 11 | 4 | 15 | 14 | 1 | 23 | 20 | 3 |
| VALLE DE BRAVO | 3 | 3 | 0 | 5 | 5 | 0 | 1 | 1 | 0 |
| VALLE DE CHALCO SOLIDARIDA | 3 | 2 | 1 | 5 | 4 | 1 | 6 | 5 | 1 |
| VILLA DE ALLENDE | 1 | 1 | 0 | 3 | 3 | 0 | 0 | 0 | 0 |
| VILLA DEL CARBÓN | 0 | 0 | 0 | 0 | 0 | 0 | 0 | 0 | 0 |
| VILLA GUERRERO | 2 | 2 | 0 | 0 | 0 | 0 | 2 | 2 | 0 |
| VILLA VICTORIA | 4 | 4 | 0 | 1 | 1 | 0 | 2 | 2 | 0 |
| XALATLACO | 0 | 0 | 0 | 0 | 0 | 0 | 5 | 5 | 0 |
| XONACATLÁN | 1 | 1 | 0 | 3 | 3 | 0 | 1 | 1 | 0 |
| ZACAZONAPAN | 0 | 0 | 0 | 1 | 1 | 0 | 0 | 0 | 0 |
| ZACUALPAN | 0 | 0 | 0 | 0 | 0 | 0 | 0 | 0 | 0 |
| ZINACANTEPEC | 12 | 10 | 2 | 7 | 6 | 1 | 9 | 6 | 3 |
| ZUMPAHUACÁN | 0 | 0 | 0 | 0 | 0 | 0 | 0 | 0 | 0 |
| ZUMPANGO | 2 | 1 | 1 | 5 | 4 | 1 | 3 | 2 | 1 |

DIVORCIOS REGISTRADOS POR MUNICIPIO SEGÚN TIPO DE TRÁMITE Y MES DE REGISTRO
2006

CUADRO 4.3
(3a. parte)

| MUNICIPIO | JULIO | | | AGOSTO | | | SEPTIEMBRE | | |
|-------------------------|------------|------------|---------------------|------------|------------|---------------------|------------|------------|---------------------|
| | TOTAL | JUDICIAL | ADMINIS- TRATIVO | TOTAL | JUDICIAL | ADMINIS- TRATIVO | TOTAL | JUDICIAL | ADMINIS- TRATIVO |
| ESTADO DE MÉXICO | 620 | 511 | 109 | 686 | 562 | 124 | 661 | 566 | 95 |
| ACAMBAY | 1 | 1 | 0 | 1 | 1 | 0 | 1 | 1 | 0 |
| ACOLMAN | 1 | 1 | 0 | 3 | 2 | 1 | 8 | 8 | 0 |
| ACULCO | 2 | 2 | 0 | 1 | 1 | 0 | 0 | 0 | 0 |
| ALMOLOYA DE ALQUISIRAS | 1 | 1 | 0 | 1 | 1 | 0 | 1 | 0 | 1 |
| ALMOLOYA DE JUÁREZ | 4 | 2 | 2 | 4 | 2 | 2 | 2 | 2 | 0 |
| ALMOLOYA DEL RÍO | 0 | 0 | 0 | 0 | 0 | 0 | 0 | 0 | 0 |
| AMANALCO | 0 | 0 | 0 | 0 | 0 | 0 | 1 | 1 | 0 |
| AMATEPEC | 2 | 2 | 0 | 0 | 0 | 0 | 2 | 0 | 2 |
| AMECAMECA | 4 | 3 | 1 | 0 | 0 | 0 | 1 | 1 | 0 |
| APAXCO | 0 | 0 | 0 | 0 | 0 | 0 | 0 | 0 | 0 |
| ATENCO | 4 | 4 | 0 | 4 | 4 | 0 | 1 | 0 | 1 |
| ATIZAPAN | 1 | 1 | 0 | 0 | 0 | 0 | 0 | 0 | 0 |
| ATIZAPAN DE ZARAGOZA | 33 | 30 | 3 | 29 | 22 | 7 | 40 | 34 | 6 |
| ATLACOMULCO | 1 | 1 | 0 | 1 | 1 | 0 | 6 | 6 | 0 |
| ATLAUTLA | 1 | 1 | 0 | 0 | 0 | 0 | 0 | 0 | 0 |
| AXAPUSCO | 3 | 3 | 0 | 0 | 0 | 0 | 1 | 0 | 1 |
| AYAPANGO | 3 | 3 | 0 | 2 | 1 | 1 | 0 | 0 | 0 |
| CALIMAYA | 1 | 1 | 0 | 0 | 0 | 0 | 1 | 0 | 1 |
| CAPULHÚAC | 4 | 4 | 0 | 1 | 1 | 0 | 2 | 2 | 0 |
| COACALCO DE BERRIOZABAL | 18 | 14 | 4 | 20 | 19 | 1 | 19 | 15 | 4 |
| COATEPEC HARINAS | 2 | 1 | 1 | 1 | 0 | 1 | 0 | 0 | 0 |
| COCOTITLÁN | 2 | 2 | 0 | 4 | 4 | 0 | 3 | 3 | 0 |
| COYOTEPEC | 1 | 1 | 0 | 3 | 3 | 0 | 1 | 1 | 0 |
| CUAUTITLÁN | 2 | 2 | 0 | 11 | 7 | 4 | 3 | 3 | 0 |
| CUAUTITLÁN IZCALLI | 28 | 19 | 9 | 31 | 22 | 9 | 21 | 16 | 5 |
| CHALCO | 3 | 1 | 2 | 5 | 3 | 2 | 5 | 5 | 0 |
| CHAPA DE MOTA | 0 | 0 | 0 | 1 | 1 | 0 | 0 | 0 | 0 |
| CHAPULTEPEC | 0 | 0 | 0 | 2 | 2 | 0 | 0 | 0 | 0 |
| CHIAUTLA | 0 | 0 | 0 | 0 | 0 | 0 | 3 | 2 | 1 |
| CHICOLAPAN | 2 | 2 | 0 | 3 | 3 | 0 | 2 | 2 | 0 |
| CHICONCUAC | 0 | 0 | 0 | 1 | 1 | 0 | 0 | 0 | 0 |
| CHIMALHUACÁN | 11 | 11 | 0 | 13 | 12 | 1 | 12 | 11 | 1 |
| DONATO GUERRA | 0 | 0 | 0 | 0 | 0 | 0 | 0 | 0 | 0 |
| ECATEPEC DE MORELOS | 58 | 48 | 10 | 62 | 49 | 13 | 61 | 55 | 6 |
| ECATZINGO | 0 | 0 | 0 | 0 | 0 | 0 | 0 | 0 | 0 |
| EL ORO | 0 | 0 | 0 | 2 | 2 | 0 | 4 | 4 | 0 |
| HUEHUETOCA | 2 | 2 | 0 | 0 | 0 | 0 | 2 | 2 | 0 |
| HUEYPOXTLA | 0 | 0 | 0 | 4 | 4 | 0 | 0 | 0 | 0 |
| HUIXQUILUCAN | 16 | 14 | 2 | 15 | 12 | 3 | 10 | 9 | 1 |
| ISIDRO FABELA | 0 | 0 | 0 | 0 | 0 | 0 | 0 | 0 | 0 |
| IXTAPALUCA | 9 | 9 | 0 | 8 | 7 | 1 | 6 | 6 | 0 |
| IXTAPAN DE LA SAL | 1 | 1 | 0 | 2 | 2 | 0 | 1 | 1 | 0 |
| IXTAPAN DEL ORO | 0 | 0 | 0 | 0 | 0 | 0 | 0 | 0 | 0 |
| IXTLAHUACA | 1 | 1 | 0 | 8 | 8 | 0 | 5 | 5 | 0 |
| JALTENCO | 2 | 2 | 0 | 1 | 1 | 0 | 1 | 1 | 0 |
| JILOTEPEC | 5 | 5 | 0 | 2 | 1 | 1 | 4 | 3 | 1 |
| JILOTZINGO | 2 | 2 | 0 | 3 | 2 | 1 | 3 | 3 | 0 |
| JIQUIPILCO | 1 | 1 | 0 | 1 | 1 | 0 | 2 | 2 | 0 |
| JOCOTITLÁN | 1 | 1 | 0 | 1 | 1 | 0 | 2 | 2 | 0 |
| JOQUICINGO | 0 | 0 | 0 | 0 | 0 | 0 | 2 | 2 | 0 |
| JUCHITEPEC | 0 | 0 | 0 | 1 | 0 | 1 | 0 | 0 | 0 |
| LA PAZ | 16 | 16 | 0 | 16 | 15 | 1 | 25 | 21 | 4 |
| LERMA | 3 | 2 | 1 | 5 | 3 | 2 | 7 | 7 | 0 |
| LUVIANOS | 0 | 0 | 0 | 1 | 1 | 0 | 0 | 0 | 0 |
| MALINALCO | 0 | 0 | 0 | 0 | 0 | 0 | 0 | 0 | 0 |
| MELCHOR OCAMPO | 4 | 3 | 1 | 4 | 4 | 0 | 2 | 2 | 0 |
| METEPEC | 10 | 8 | 2 | 12 | 10 | 2 | 15 | 12 | 3 |
| MEXICALTZINGO | 0 | 0 | 0 | 0 | 0 | 0 | 3 | 2 | 1 |
| MORELOS | 0 | 0 | 0 | 2 | 2 | 0 | 2 | 1 | 1 |
| NAUCALPAN DE JUÁREZ | 66 | 49 | 17 | 66 | 58 | 8 | 72 | 63 | 9 |
| NEXTLALPAN | 1 | 1 | 0 | 1 | 1 | 0 | 0 | 0 | 0 |
| NEZAHUALCÓYOTL | 91 | 77 | 14 | 91 | 75 | 16 | 88 | 73 | 15 |

(Continúa)

DIVORCIOS REGISTRADOS POR MUNICIPIO SEGÚN TIPO DE TRÁMITE Y MES DE REGISTRO
2006

CUADRO 4.3
(3a. parte)

| MUNICIPIO | JULIO | | | AGOSTO | | | SEPTIEMBRE | | |
|-----------------------------|-------|----------|---------------------|--------|----------|---------------------|------------|----------|---------------------|
| | TOTAL | JUDICIAL | ADMINIS- TRATIVO | TOTAL | JUDICIAL | ADMINIS- TRATIVO | TOTAL | JUDICIAL | ADMINIS- TRATIVO |
| NICOLÁS ROMERO | 11 | 11 | 0 | 14 | 11 | 3 | 12 | 10 | 2 |
| NOPALTEPEC | 0 | 0 | 0 | 0 | 0 | 0 | 0 | 0 | 0 |
| OCOYOACAC | 3 | 3 | 0 | 2 | 2 | 0 | 4 | 4 | 0 |
| OCUILAN | 1 | 1 | 0 | 0 | 0 | 0 | 1 | 1 | 0 |
| OTUMBA | 1 | 0 | 1 | 1 | 0 | 1 | 1 | 1 | 0 |
| OTZOLOAPAN | 0 | 0 | 0 | 1 | 1 | 0 | 0 | 0 | 0 |
| OTZOLOTEPEC | 1 | 0 | 1 | 1 | 1 | 0 | 1 | 1 | 0 |
| OZUMBA | 0 | 0 | 0 | 0 | 0 | 0 | 0 | 0 | 0 |
| PAPALOTLA | 0 | 0 | 0 | 2 | 1 | 1 | 1 | 1 | 0 |
| POLOTITLÁN | 1 | 1 | 0 | 0 | 0 | 0 | 0 | 0 | 0 |
| RAYÓN | 0 | 0 | 0 | 0 | 0 | 0 | 1 | 1 | 0 |
| SAN ANTONIO LA ISLA | 0 | 0 | 0 | 0 | 0 | 0 | 1 | 1 | 0 |
| SAN FELIPE DEL PROGRESO | 2 | 2 | 0 | 3 | 3 | 0 | 2 | 2 | 0 |
| SAN JOSÉ DEL RINCÓN | 0 | 0 | 0 | 1 | 1 | 0 | 0 | 0 | 0 |
| SAN MARTÍN DE LAS PIRÁMIDES | 1 | 1 | 0 | 6 | 4 | 2 | 2 | 2 | 0 |
| SAN MATEO ATENCO | 3 | 2 | 1 | 2 | 2 | 0 | 4 | 2 | 2 |
| SAN SIMÓN DE GUERRERO | 0 | 0 | 0 | 2 | 2 | 0 | 0 | 0 | 0 |
| SANTO TOMÁS | 0 | 0 | 0 | 2 | 2 | 0 | 0 | 0 | 0 |
| SOYANIQUILPAN DE JUÁREZ | 1 | 1 | 0 | 0 | 0 | 0 | 0 | 0 | 0 |
| SULTEPEC | 1 | 1 | 0 | 0 | 0 | 0 | 2 | 1 | 1 |
| TECÁMAC | 7 | 4 | 3 | 10 | 9 | 1 | 9 | 5 | 4 |
| TEJUPILCO | 4 | 3 | 1 | 1 | 1 | 0 | 2 | 2 | 0 |
| TEMAMATLA | 0 | 0 | 0 | 0 | 0 | 0 | 1 | 1 | 0 |
| TEMASCALAPA | 0 | 0 | 0 | 1 | 1 | 0 | 1 | 1 | 0 |
| TEMASCALCINGO | 0 | 0 | 0 | 0 | 0 | 0 | 1 | 1 | 0 |
| TEMASCALTEPEC | 2 | 2 | 0 | 2 | 2 | 0 | 1 | 1 | 0 |
| TEMOAYA | 6 | 5 | 1 | 3 | 2 | 1 | 0 | 0 | 0 |
| TENANCINGO | 4 | 2 | 2 | 3 | 3 | 0 | 5 | 3 | 2 |
| TENANGO DEL AIRE | 0 | 0 | 0 | 0 | 0 | 0 | 1 | 1 | 0 |
| TENANGO DEL VALLE | 3 | 3 | 0 | 2 | 2 | 0 | 4 | 2 | 2 |
| TELOYUCÁN | 3 | 2 | 1 | 2 | 2 | 0 | 5 | 5 | 0 |
| TEOTIHUACÁN | 2 | 2 | 0 | 1 | 1 | 0 | 2 | 2 | 0 |
| TEPETLAOXTOC | 3 | 3 | 0 | 1 | 1 | 0 | 0 | 0 | 0 |
| TEPETLIXPA | 0 | 0 | 0 | 0 | 0 | 0 | 0 | 0 | 0 |
| TEPOTZOTLÁN | 3 | 3 | 0 | 4 | 4 | 0 | 5 | 5 | 0 |
| TEQUIXQUIAC | 0 | 0 | 0 | 1 | 1 | 0 | 2 | 2 | 0 |
| TEXCALITLÁN | 0 | 0 | 0 | 2 | 1 | 1 | 1 | 1 | 0 |
| TEXCALYACAC | 1 | 1 | 0 | 0 | 0 | 0 | 0 | 0 | 0 |
| TEXCOCO | 12 | 11 | 1 | 17 | 14 | 3 | 15 | 12 | 3 |
| TEZOYUCA | 2 | 2 | 0 | 0 | 0 | 0 | 1 | 0 | 1 |
| TIANGUISTENCO | 2 | 2 | 0 | 3 | 2 | 1 | 3 | 3 | 0 |
| TIMILPAN | 1 | 1 | 0 | 1 | 1 | 0 | 0 | 0 | 0 |
| TLALMANALCO | 1 | 1 | 0 | 4 | 3 | 1 | 5 | 4 | 1 |
| TLALNEPANTLA DE BAZ | 41 | 35 | 6 | 49 | 38 | 11 | 25 | 23 | 2 |
| TLATLAYA | 0 | 0 | 0 | 2 | 2 | 0 | 0 | 0 | 0 |
| TOLUCA | 34 | 24 | 10 | 50 | 39 | 11 | 42 | 38 | 4 |
| TONANITLA | 0 | 0 | 0 | 1 | 0 | 1 | 0 | 0 | 0 |
| TONATICO | 1 | 1 | 0 | 0 | 0 | 0 | 0 | 0 | 0 |
| TULTEPEC | 2 | 2 | 0 | 4 | 4 | 0 | 5 | 3 | 2 |
| TULTITLÁN | 11 | 7 | 4 | 17 | 12 | 5 | 13 | 13 | 0 |
| VALLE DE BRAVO | 2 | 2 | 0 | 6 | 5 | 1 | 3 | 3 | 0 |
| VALLE DE CHALCO SOLIDARIDA | 5 | 4 | 1 | 5 | 3 | 2 | 4 | 2 | 2 |
| VILLA DE ALLENDE | 0 | 0 | 0 | 1 | 1 | 0 | 0 | 0 | 0 |
| VILLA DEL CARBÓN | 2 | 1 | 1 | 2 | 2 | 0 | 0 | 0 | 0 |
| VILLA GUERRERO | 3 | 2 | 1 | 1 | 1 | 0 | 0 | 0 | 0 |
| VILLA VICTORIA | 0 | 0 | 0 | 1 | 1 | 0 | 3 | 3 | 0 |
| XALATLACO | 1 | 0 | 1 | 0 | 0 | 0 | 2 | 2 | 0 |
| XONACATLÁN | 2 | 1 | 1 | 0 | 0 | 0 | 3 | 3 | 0 |
| ZACAZONAPAN | 1 | 1 | 0 | 0 | 0 | 0 | 0 | 0 | 0 |
| ZACUALPAN | 0 | 0 | 0 | 0 | 0 | 0 | 0 | 0 | 0 |
| ZINACANTEPEC | 6 | 3 | 3 | 2 | 2 | 0 | 6 | 4 | 2 |
| ZUMPAHUACÁN | 0 | 0 | 0 | 0 | 0 | 0 | 0 | 0 | 0 |
| ZUMPANGO | 3 | 3 | 0 | 0 | 0 | 0 | 6 | 5 | 1 |

DIVORCIOS REGISTRADOS POR MUNICIPIO SEGÚN TIPO DE TRÁMITE Y MES DE REGISTRO
2006

CUADRO 4.3
(4a. parte y última)

| MUNICIPIO | OCTUBRE | | | NOVIEMBRE | | | DICIEMBRE | | |
|-------------------------|------------|------------|-----------------|------------|------------|-----------------|------------|------------|-----------------|
| | TOTAL | JUDICIAL | ADMINIS-TRATIVO | TOTAL | JUDICIAL | ADMINIS-TRATIVO | TOTAL | JUDICIAL | ADMINIS-TRATIVO |
| ESTADO DE MÉXICO | 743 | 631 | 112 | 649 | 546 | 103 | 503 | 406 | 97 |
| ACAMBAY | 1 | 1 | 0 | 0 | 0 | 0 | 2 | 2 | 0 |
| ACOLMAN | 7 | 5 | 2 | 3 | 2 | 1 | 2 | 1 | 1 |
| ACULCO | 1 | 0 | 1 | 0 | 0 | 0 | 2 | 2 | 0 |
| ALMOLOYA DE ALQUISIRAS | 0 | 0 | 0 | 0 | 0 | 0 | 0 | 0 | 0 |
| ALMOLOYA DE JUÁREZ | 6 | 5 | 1 | 7 | 7 | 0 | 4 | 4 | 0 |
| ALMOLOYA DEL RÍO | 0 | 0 | 0 | 1 | 1 | 0 | 1 | 1 | 0 |
| AMANALCO | 0 | 0 | 0 | 0 | 0 | 0 | 1 | 1 | 0 |
| AMATEPEC | 0 | 0 | 0 | 0 | 0 | 0 | 0 | 0 | 0 |
| AMECAMECA | 2 | 2 | 0 | 4 | 4 | 0 | 0 | 0 | 0 |
| APAXCO | 0 | 0 | 0 | 0 | 0 | 0 | 4 | 4 | 0 |
| ATENCO | 1 | 1 | 0 | 0 | 0 | 0 | 1 | 1 | 0 |
| ATIZAPAN | 0 | 0 | 0 | 0 | 0 | 0 | 0 | 0 | 0 |
| ATIZAPAN DE ZARAGOZA | 40 | 31 | 9 | 31 | 24 | 7 | 23 | 14 | 9 |
| ATLACOMULCO | 4 | 4 | 0 | 4 | 4 | 0 | 0 | 0 | 0 |
| ATLAUTLA | 0 | 0 | 0 | 0 | 0 | 0 | 2 | 2 | 0 |
| AXAPUSCO | 1 | 1 | 0 | 0 | 0 | 0 | 1 | 1 | 0 |
| AYAPANGO | 2 | 1 | 1 | 2 | 2 | 0 | 0 | 0 | 0 |
| CALIMAYA | 3 | 2 | 1 | 1 | 0 | 1 | 0 | 0 | 0 |
| CAPULHÚAC | 2 | 1 | 1 | 4 | 4 | 0 | 1 | 1 | 0 |
| COACALCO DE BERRIOZABAL | 9 | 8 | 1 | 22 | 14 | 8 | 12 | 9 | 3 |
| COATEPEC HARINAS | 5 | 5 | 0 | 0 | 0 | 0 | 1 | 1 | 0 |
| COCOTITLÁN | 3 | 3 | 0 | 0 | 0 | 0 | 2 | 2 | 0 |
| COYOTEPEC | 4 | 4 | 0 | 2 | 2 | 0 | 1 | 1 | 0 |
| CUAUTITLÁN | 9 | 8 | 1 | 4 | 3 | 1 | 8 | 5 | 3 |
| CUAUTITLÁN IZCALLI | 30 | 25 | 5 | 34 | 22 | 12 | 28 | 22 | 6 |
| CHALCO | 11 | 10 | 1 | 8 | 6 | 2 | 1 | 1 | 0 |
| CHAPA DE MOTA | 0 | 0 | 0 | 1 | 1 | 0 | 1 | 1 | 0 |
| CHAPULTEPEC | 0 | 0 | 0 | 0 | 0 | 0 | 1 | 0 | 1 |
| CHIAUTLA | 5 | 5 | 0 | 5 | 5 | 0 | 1 | 1 | 0 |
| CHICOLAPAN | 5 | 4 | 1 | 4 | 3 | 1 | 2 | 1 | 1 |
| CHICONCUAC | 1 | 1 | 0 | 0 | 0 | 0 | 0 | 0 | 0 |
| CHIMALHUACÁN | 15 | 13 | 2 | 9 | 7 | 2 | 7 | 6 | 1 |
| DONATO GUERRA | 0 | 0 | 0 | 0 | 0 | 0 | 0 | 0 | 0 |
| ECATEPEC DE MORELOS | 73 | 63 | 10 | 49 | 41 | 8 | 41 | 30 | 11 |
| ECATZINGO | 0 | 0 | 0 | 0 | 0 | 0 | 0 | 0 | 0 |
| EL ORO | 0 | 0 | 0 | 0 | 0 | 0 | 0 | 0 | 0 |
| HUEHUETOCA | 2 | 2 | 0 | 1 | 1 | 0 | 1 | 1 | 0 |
| HUEYPOXTLA | 1 | 1 | 0 | 0 | 0 | 0 | 0 | 0 | 0 |
| HUIXQUILUCAN | 6 | 6 | 0 | 12 | 7 | 5 | 5 | 5 | 0 |
| ISIDRO FABELA | 1 | 1 | 0 | 0 | 0 | 0 | 1 | 1 | 0 |
| IXTAPALUCA | 7 | 6 | 1 | 6 | 6 | 0 | 6 | 5 | 1 |
| IXTAPAN DE LA SAL | 1 | 1 | 0 | 1 | 1 | 0 | 0 | 0 | 0 |
| IXTAPAN DEL ORO | 0 | 0 | 0 | 0 | 0 | 0 | 0 | 0 | 0 |
| IXTLAHUACA | 2 | 2 | 0 | 5 | 5 | 0 | 4 | 4 | 0 |
| JALTENCO | 2 | 2 | 0 | 0 | 0 | 0 | 4 | 4 | 0 |
| JILOTEPEC | 1 | 1 | 0 | 1 | 1 | 0 | 5 | 4 | 1 |
| JILOTZINGO | 3 | 2 | 1 | 1 | 1 | 0 | 2 | 1 | 1 |
| JIQUIPILCO | 1 | 1 | 0 | 0 | 0 | 0 | 1 | 1 | 0 |
| JOCOTITLÁN | 3 | 1 | 2 | 1 | 1 | 0 | 1 | 1 | 0 |
| JOQUICINGO | 1 | 1 | 0 | 0 | 0 | 0 | 0 | 0 | 0 |
| JUCHITEPEC | 1 | 1 | 0 | 0 | 0 | 0 | 0 | 0 | 0 |
| LA PAZ | 17 | 17 | 0 | 15 | 15 | 0 | 12 | 8 | 4 |
| LERMA | 3 | 2 | 1 | 7 | 5 | 2 | 3 | 1 | 2 |
| LUVIANOS | 1 | 1 | 0 | 0 | 0 | 0 | 0 | 0 | 0 |
| MALINALCO | 0 | 0 | 0 | 0 | 0 | 0 | 0 | 0 | 0 |
| MELCHOR OCAMPO | 0 | 0 | 0 | 3 | 3 | 0 | 4 | 2 | 2 |
| METEPEC | 16 | 14 | 2 | 26 | 23 | 3 | 11 | 8 | 3 |
| MEXICALTZINGO | 0 | 0 | 0 | 0 | 0 | 0 | 0 | 0 | 0 |
| MORELOS | 0 | 0 | 0 | 0 | 0 | 0 | 1 | 1 | 0 |
| NAUCALPAN DE JUÁREZ | 77 | 67 | 10 | 69 | 64 | 5 | 43 | 34 | 9 |
| NEXTLALPAN | 1 | 0 | 1 | 0 | 0 | 0 | 0 | 0 | 0 |
| NEZAHUALCÓYOTL | 91 | 76 | 15 | 78 | 66 | 12 | 69 | 61 | 8 |

(Continúa)

DIVORCIOS REGISTRADOS POR MUNICIPIO SEGÚN TIPO DE TRÁMITE Y MES DE REGISTRO
2006

CUADRO 4.3
(4a. parte y última)

| MUNICIPIO | OCTUBRE | | | NOVIEMBRE | | | DICIEMBRE | | |
|-----------------------------|---------|----------|---------------------|-----------|----------|---------------------|-----------|----------|---------------------|
| | TOTAL | JUDICIAL | ADMINIS- TRATIVO | TOTAL | JUDICIAL | ADMINIS- TRATIVO | TOTAL | JUDICIAL | ADMINIS- TRATIVO |
| NICOLÁS ROMERO | 14 | 13 | 1 | 15 | 14 | 1 | 14 | 14 | 0 |
| NOPALTEPEC | 0 | 0 | 0 | 0 | 0 | 0 | 3 | 3 | 0 |
| OCOYOACAC | 0 | 0 | 0 | 3 | 3 | 0 | 2 | 2 | 0 |
| OCUILAN | 0 | 0 | 0 | 0 | 0 | 0 | 0 | 0 | 0 |
| OTUMBA | 4 | 4 | 0 | 2 | 2 | 0 | 0 | 0 | 0 |
| OTZOLOAPAN | 2 | 2 | 0 | 1 | 1 | 0 | 2 | 2 | 0 |
| OTZOLOTEPEC | 3 | 2 | 1 | 3 | 2 | 1 | 0 | 0 | 0 |
| OZUMBA | 0 | 0 | 0 | 4 | 4 | 0 | 1 | 1 | 0 |
| PAPALOTLA | 0 | 0 | 0 | 1 | 1 | 0 | 1 | 0 | 1 |
| POLOTITLÁN | 0 | 0 | 0 | 2 | 2 | 0 | 1 | 1 | 0 |
| RAYÓN | 0 | 0 | 0 | 0 | 0 | 0 | 0 | 0 | 0 |
| SAN ANTONIO LA ISLA | 0 | 0 | 0 | 1 | 1 | 0 | 1 | 1 | 0 |
| SAN FELIPE DEL PROGRESO | 1 | 1 | 0 | 2 | 2 | 0 | 2 | 2 | 0 |
| SAN JOSÉ DEL RINCÓN | 0 | 0 | 0 | 0 | 0 | 0 | 0 | 0 | 0 |
| SAN MARTÍN DE LAS PIRÁMIDES | 4 | 4 | 0 | 1 | 1 | 0 | 3 | 2 | 1 |
| SAN MATEO ATENCO | 6 | 6 | 0 | 8 | 6 | 2 | 4 | 4 | 0 |
| SAN SIMÓN DE GUERRERO | 0 | 0 | 0 | 0 | 0 | 0 | 0 | 0 | 0 |
| SANTO TOMÁS | 2 | 2 | 0 | 1 | 0 | 1 | 1 | 1 | 0 |
| SOYANIQUILPAN DE JUÁREZ | 0 | 0 | 0 | 2 | 2 | 0 | 0 | 0 | 0 |
| SULTEPEC | 1 | 1 | 0 | 2 | 1 | 1 | 0 | 0 | 0 |
| TECÁMAC | 6 | 4 | 2 | 6 | 6 | 0 | 10 | 7 | 3 |
| TEJUPILCO | 1 | 1 | 0 | 0 | 0 | 0 | 5 | 5 | 0 |
| TEMAMATLA | 3 | 1 | 2 | 0 | 0 | 0 | 0 | 0 | 0 |
| TEMASCALAPA | 1 | 1 | 0 | 2 | 2 | 0 | 2 | 2 | 0 |
| TEMASCALCINGO | 1 | 1 | 0 | 1 | 1 | 0 | 1 | 1 | 0 |
| TEMASCALTEPEC | 0 | 0 | 0 | 3 | 2 | 1 | 0 | 0 | 0 |
| TEMOAYA | 2 | 2 | 0 | 0 | 0 | 0 | 1 | 1 | 0 |
| TENANCINGO | 1 | 0 | 1 | 3 | 2 | 1 | 1 | 1 | 0 |
| TENANGO DEL AIRE | 0 | 0 | 0 | 0 | 0 | 0 | 0 | 0 | 0 |
| TENANGO DEL VALLE | 2 | 2 | 0 | 3 | 3 | 0 | 3 | 3 | 0 |
| TEOLOYUCÁN | 1 | 1 | 0 | 4 | 4 | 0 | 1 | 1 | 0 |
| TEOTIHUACÁN | 8 | 8 | 0 | 1 | 1 | 0 | 3 | 3 | 0 |
| TEPETLAOXTOC | 2 | 2 | 0 | 0 | 0 | 0 | 2 | 1 | 1 |
| TEPETLIXPA | 1 | 1 | 0 | 2 | 2 | 0 | 0 | 0 | 0 |
| TEPOTZOTLÁN | 3 | 3 | 0 | 1 | 1 | 0 | 2 | 2 | 0 |
| TEQUIXQUIAC | 2 | 2 | 0 | 2 | 2 | 0 | 1 | 1 | 0 |
| TEXCALITLÁN | 1 | 1 | 0 | 0 | 0 | 0 | 1 | 1 | 0 |
| TEXCALYACAC | 0 | 0 | 0 | 1 | 1 | 0 | 0 | 0 | 0 |
| TEXCOCO | 7 | 3 | 4 | 15 | 13 | 2 | 10 | 10 | 0 |
| TEZOYUCA | 1 | 1 | 0 | 1 | 1 | 0 | 0 | 0 | 0 |
| TIANGUISTENCO | 1 | 1 | 0 | 1 | 1 | 0 | 5 | 5 | 0 |
| TIMILPAN | 0 | 0 | 0 | 0 | 0 | 0 | 1 | 1 | 0 |
| TLALMANALCO | 4 | 3 | 1 | 3 | 3 | 0 | 2 | 2 | 0 |
| TLALNEPANTLA DE BAZ | 68 | 58 | 10 | 34 | 25 | 9 | 28 | 19 | 9 |
| TLATLAYA | 0 | 0 | 0 | 1 | 1 | 0 | 1 | 1 | 0 |
| TOLUCA | 67 | 56 | 11 | 52 | 41 | 11 | 34 | 28 | 6 |
| TONANITLA | 0 | 0 | 0 | 0 | 0 | 0 | 0 | 0 | 0 |
| TONATICO | 0 | 0 | 0 | 0 | 0 | 0 | 1 | 1 | 0 |
| TULTEPEC | 6 | 5 | 1 | 4 | 4 | 0 | 1 | 1 | 0 |
| TULTITLÁN | 10 | 6 | 4 | 15 | 13 | 2 | 16 | 11 | 5 |
| VALLE DE BRAVO | 6 | 6 | 0 | 4 | 4 | 0 | 2 | 2 | 0 |
| VALLE DE CHALCO SOLIDARIDA | 2 | 2 | 0 | 3 | 3 | 0 | 3 | 2 | 1 |
| VILLA DE ALLENDE | 1 | 1 | 0 | 1 | 1 | 0 | 0 | 0 | 0 |
| VILLA DEL CARBÓN | 1 | 1 | 0 | 1 | 1 | 0 | 0 | 0 | 0 |
| VILLA GUERRERO | 1 | 1 | 0 | 0 | 0 | 0 | 0 | 0 | 0 |
| VILLA VICTORIA | 2 | 2 | 0 | 2 | 2 | 0 | 1 | 1 | 0 |
| XALATLACO | 0 | 0 | 0 | 1 | 1 | 0 | 0 | 0 | 0 |
| XONACATLÁN | 2 | 1 | 1 | 0 | 0 | 0 | 1 | 1 | 0 |
| ZACAZONAPAN | 0 | 0 | 0 | 0 | 0 | 0 | 0 | 0 | 0 |
| ZACUALPAN | 0 | 0 | 0 | 0 | 0 | 0 | 0 | 0 | 0 |
| ZINACANTEPEC | 6 | 5 | 1 | 6 | 6 | 0 | 4 | 1 | 3 |
| ZUMPAHUACÁN | 0 | 0 | 0 | 0 | 0 | 0 | 1 | 1 | 0 |
| ZUMPANGO | 8 | 6 | 2 | 7 | 6 | 1 | 1 | 1 | 0 |

FUENTE: GEM. Secretaría General de Gobierno. Dirección General del Registro Civil. Movimiento Registral, 2006.



INDICADORES BÁSICOS

**POBLACION TOTAL, CRECIMIENTO NATURAL Y TASA DE CRECIMIENTO NATURAL
POR MUNICIPIO
2006**

CUADRO 5.1

| MUNICIPIO | POBLACIÓN | CRECIMIENTO NATURAL | TASA DE CRECIMIENTO NATURAL |
|-------------------------|-------------------|----------------------------|------------------------------------|
| ESTADO DE MÉXICO | 14 187 741 | 243 992 | 17.2 |
| ACAMBAY | 57 174 | 1 152 | 20.1 |
| ACOLMAN | 78 290 | 1 224 | 15.6 |
| ACULCO | 40 933 | 858 | 21.0 |
| ALMOLOYA DE ALQUISIRAS | 14 217 | 257 | 18.1 |
| ALMOLOYA DE JUÁREZ | 128 017 | 2 845 | 22.2 |
| ALMOLOYA DEL RÍO | 9 048 | 187 | 20.7 |
| AMANALCO | 20 503 | 441 | 21.5 |
| AMATEPEC | 27 030 | 283 | 10.5 |
| AMECAMECA | 48 726 | 741 | 15.2 |
| APAXCO | 25 978 | 522 | 20.1 |
| ATENCO | 44 126 | 744 | 16.9 |
| ATIZAPÁN | 8 757 | 236 | 26.9 |
| ATIZAPÁN DE ZARAGOZA | 480 037 | 7 299 | 15.2 |
| ATLACOMULCO | 78 672 | 1 710 | 21.7 |
| ATLAUTLA | 24 337 | 449 | 18.4 |
| AXAPUSCO | 22 176 | 521 | 23.5 |
| AYAPANGO | 6 487 | 211 | 32.5 |
| CALIMAYA | 39 263 | 851 | 21.7 |
| CAPULHUAC | 31 159 | 584 | 18.7 |
| COACALCO DE BERRIOZÁBAL | 292 941 | 4 371 | 14.9 |
| COATEPEC HARINAS | 31 606 | 731 | 23.1 |
| COCOTITLÁN | 12 314 | 263 | 21.4 |
| COYOTEPEC | 40 155 | 949 | 23.6 |
| CUAUTITLÁN | 111 768 | 1 189 | 10.6 |
| CUAUTITLÁN IZCALLI | 505 390 | 6 851 | 13.6 |
| CHALCO | 261 315 | 3 990 | 15.3 |
| CHAPA DE MOTA | 21 957 | 598 | 27.2 |
| CHAPULTEPEC | 6 692 | 131 | 19.6 |
| CHIAUTLA | 23 115 | 488 | 21.1 |
| CHICOLOAPAN | 172 636 | 3 017 | 17.5 |
| CHICONCUAC | 19 833 | 473 | 23.8 |
| CHIMALHUACÁN | 540 082 | 8 380 | 15.5 |
| DONATO GUERRA | 29 908 | 757 | 25.3 |
| ECATEPEC DE MORELOS | 1 705 659 | 27 515 | 16.1 |
| ECATZINGO | 8 342 | 184 | 22.1 |
| EL ORO | 32 118 | 586 | 18.2 |
| HUEHUETOCA | 61 153 | 1 198 | 19.6 |
| HUEYPOXTLA | 36 957 | 863 | 23.4 |
| HUIXQUILUCAN | 228 654 | 3 984 | 17.4 |
| ISIDRO FABELA | 8 965 | 203 | 22.6 |
| IXTAPALUCA | 448 865 | 5 508 | 12.3 |
| IXTAPAN DE LA SAL | 30 164 | 575 | 19.1 |
| IXTAPAN DEL ORO | 6 381 | 148 | 23.2 |
| IXTLAHUACA | 127 607 | 2 911 | 22.8 |
| JALTENCO | 27 246 | 543 | 19.9 |
| JILOTEPEC | 72 420 | 1 410 | 19.5 |
| JILOTZINGO | 14 154 | 413 | 29.2 |
| JIQUILCO | 60 689 | 1 466 | 24.2 |
| JOCOTITLÁN | 55 332 | 1 084 | 19.6 |
| JOQUICINGO | 11 183 | 263 | 23.5 |
| JUCHITEPEC | 21 251 | 424 | 20.0 |
| LA PAZ | 238 260 | 5 122 | 21.5 |
| LERMA | 107 119 | 2 379 | 22.2 |
| LUVIANOS | 28 330 | 417 | 14.7 |
| MALINALCO | 22 792 | 558 | 24.5 |
| MELCHOR OCAMPO | 38 479 | 815 | 21.2 |
| METEPEC | 209 628 | 2 555 | 12.2 |
| MEXICALTZINGO | 10 290 | 219 | 21.3 |
| MORELOS | 26 592 | 631 | 23.7 |
| NAUCALPAN DE JUÁREZ | 821 795 | 12 170 | 14.8 |
| NEXTLALPAN | 23 257 | 453 | 19.5 |
| NEZAHUALCÓYOTL | 1 134 076 | 21 319 | 18.8 |

(Continúa)

**POBLACION TOTAL, CRECIMIENTO NATURAL Y TASA DE CRECIMIENTO NATURAL
POR MUNICIPIO
2006**

CUADRO 5.1

| MUNICIPIO | POBLACIÓN | CRECIMIENTO NATURAL | TASA DE CRECIMIENTO NATURAL |
|-----------------------------|------------------|----------------------------|------------------------------------|
| NICOLÁS ROMERO | 311 785 | 5 588 | 17.9 |
| NOPALTEPEC | 8 322 | 182 | 21.9 |
| OCOYOACAC | 54 999 | 1 044 | 19.0 |
| OCUILAN | 26 451 | 502 | 19.0 |
| OTUMBA | 30 307 | 646 | 21.3 |
| OTZOLOAPAN | 4 771 | 64 | 13.4 |
| OTZOLOTEPEC | 68 665 | 1 520 | 22.1 |
| OZUMBA | 24 274 | 476 | 19.6 |
| PAPALOTLA | 3 814 | 128 | 33.6 |
| POLOTTLÁN | 12 388 | 232 | 18.7 |
| RAYÓN | 11 101 | 230 | 20.7 |
| SAN ANTONIO LA ISLA | 11 480 | 249 | 21.7 |
| SAN FELIPE DEL PROGRESO | 101 153 | 3 003 | 29.7 |
| SAN JOSÉ DEL RINCÓN | 80 705 | 2 485 | 30.8 |
| SAN MARTÍN DE LAS PIRÁMIDES | 21 880 | 436 | 19.9 |
| SAN MATEO ATENCO | 67 794 | 1 639 | 24.2 |
| SAN SIMÓN DE GUERRERO | 5 460 | 113 | 20.7 |
| SANTO TOMÁS | 8 948 | 144 | 16.1 |
| SOYANIQUEL PAN DE JUÁREZ | 10 852 | 245 | 22.6 |
| SULTEPEC | 25 169 | 483 | 19.2 |
| TECÁMAC | 275 738 | 3 470 | 12.6 |
| TEJUPILCO | 62 804 | 1 143 | 18.2 |
| TEMAMATLA | 10 450 | 233 | 22.3 |
| TEMASCALAPA | 33 829 | 557 | 16.5 |
| TEMASCALCINGO | 58 478 | 1 240 | 21.2 |
| TEMASCALTEPEC | 30 388 | 659 | 21.7 |
| TEMOAYA | 78 685 | 2 172 | 27.6 |
| TENANCINGO | 80 778 | 1 485 | 18.4 |
| TENANGO DEL AIRE | 9 625 | 211 | 21.9 |
| TENANGO DEL VALLE | 69 404 | 1 381 | 19.9 |
| TEOLOYUCÁN | 75 728 | 1 649 | 21.8 |
| TEOTIHUACÁN | 47 536 | 993 | 20.9 |
| TEPETLAOXTOC | 25 966 | 475 | 18.3 |
| TEPETLIXPA | 17 111 | 311 | 18.2 |
| TEPOTZOTLÁN | 68 780 | 1 180 | 17.2 |
| TEQUIXQUIAC | 31 586 | 682 | 21.6 |
| TEXCALTITLÁN | 15 864 | 351 | 22.1 |
| TEXCALYACAC | 4 589 | 96 | 20.9 |
| TEXCOCO | 212 238 | 3 208 | 15.1 |
| TEZOYUCA | 26 016 | 496 | 19.1 |
| TIANGUISTENCO | 65 189 | 1 400 | 21.5 |
| TIMILPAN | 14 491 | 301 | 20.8 |
| TLALMANALCO | 44 448 | 705 | 15.9 |
| TLALNEPANTLA DE BAZ | 684 647 | 10 330 | 15.1 |
| TLATLAYA | 33 250 | 409 | 12.3 |
| TOLUCA | 752 681 | 12 837 | 17.1 |
| TONANITLA | 8 353 | 168 | 20.1 |
| TONATICO | 10 986 | 153 | 13.9 |
| TULTEPEC | 113 446 | 1 768 | 15.6 |
| TULTITLÁN | 485 620 | 6 290 | 13.0 |
| VALLE DE BRAVO | 53 236 | 990 | 18.6 |
| VALLE DE CHALCO SOLIDARIDAD | 341 737 | 5 284 | 15.5 |
| VILLA DE ALLENDE | 42 320 | 1 022 | 24.1 |
| VILLA DEL CARBÓN | 40 102 | 982 | 24.5 |
| VILLA GUERRERO | 52 284 | 1 187 | 22.7 |
| VILLA VICTORIA | 78 659 | 2 142 | 27.2 |
| XALATLACO | 20 244 | 417 | 20.6 |
| XONACATLÁN | 45 917 | 1 111 | 24.2 |
| ZACAZONAPAN | 3 916 | 68 | 17.4 |
| ZACUALPAN | 13 795 | 262 | 19.0 |
| ZINACANTEPEC | 138 290 | 2 932 | 21.2 |
| ZUMPAHUACÁN | 16 236 | 274 | 16.9 |
| ZUMPANGO | 129 575 | 2 340 | 18.1 |

FUENTE: IGECEM. Con base en información de COESPO. Población total estimada al 1 de julio 2006.
GEM. Secretaría General de Gobierno. Dirección General del Registro Civil. Movimiento Registral, 2006.

**TASA BRUTA DE NATALIDAD, TASA BRUTA DE MORTALIDAD
Y TASA BRUTA DE MORTALIDAD INFANTIL POR MUNICIPIO
2006**

CUADRO 5.2

| MUNICIPIO | TASA BRUTA DE NATALIDAD | TASA BRUTA DE MORTALIDAD | TASA BRUTA DE MORTALIDAD INFANTIL |
|-------------------------|------------------------------------|-------------------------------------|--------------------------------------------------|
| ESTADO DE MÉXICO | 20.6 | 3.4 | 12.8 |
| ACAMBAY | 24.8 | 4.7 | 20.4 |
| ACOLMAN | 19.4 | 3.8 | 15.2 |
| ACULCO | 24.5 | 3.6 | 12.0 |
| ALMOLOYA DE ALQUISIRAS | 23.1 | 5.0 | 30.5 |
| ALMOLOYA DE JUÁREZ | 25.5 | 3.2 | 13.5 |
| ALMOLOYA DEL RÍO | 24.6 | 4.0 | 9.0 |
| AMANALCO | 26.4 | 4.9 | 11.1 |
| AMATEPEC | 15.6 | 5.1 | 2.4 |
| AMECAMECA | 20.6 | 5.4 | 41.8 |
| APAXCO | 22.4 | 2.3 | 3.4 |
| ATENCO | 18.9 | 2.1 | 4.8 |
| ATIZAPAN | 30.9 | 4.0 | 18.5 |
| ATIZAPAN DE ZARAGOZA | 17.6 | 2.4 | 11.7 |
| ATLACOMULCO | 28.9 | 7.2 | 34.7 |
| ATLAUTLA | 22.8 | 4.4 | 7.2 |
| AXAPUSCO | 26.3 | 2.8 | 10.3 |
| AYAPANGO | 34.8 | 2.3 | 8.8 |
| CALIMAYA | 24.5 | 2.8 | 3.1 |
| CAPULHÚAC | 22.9 | 4.1 | 15.4 |
| COACALCO DE BERRIOZABAL | 18.5 | 3.6 | 6.8 |
| COATEPEC HARINAS | 26.8 | 3.7 | 5.9 |
| COCOTITLÁN | 23.4 | 2.0 | 13.9 |
| COYOTEPEC | 26.9 | 3.3 | 20.4 |
| CUAUTITLÁN | 16.9 | 6.2 | 40.8 |
| CUAUTITLÁN IZCALLI | 16.8 | 3.3 | 5.4 |
| CHALCO | 19.1 | 3.8 | 16.4 |
| CHAPA DE MOTA | 30.6 | 3.4 | 7.4 |
| CHAPULTEPEC | 22.9 | 3.3 | 0.0 |
| CHIAUTLA | 23.8 | 2.6 | 10.9 |
| CHICOLOAPAN | 18.8 | 1.3 | 6.8 |
| CHICONCUAC | 28.1 | 4.3 | 9.0 |
| CHIMALHUACÁN | 17.5 | 2.0 | 15.2 |
| DONATO GUERRA | 28.9 | 3.5 | 7.0 |
| ECATEPEC DE MORELOS | 19.4 | 3.3 | 11.2 |
| ECATZINGO | 25.4 | 3.4 | 9.4 |
| EL ORO | 21.9 | 3.6 | 8.5 |
| HUEHUETOCA | 21.5 | 1.9 | 12.2 |
| HUEYPOXTLA | 27.1 | 3.8 | 9.0 |
| HUIXQUILUCAN | 19.3 | 1.9 | 5.4 |
| ISIDRO FABELA | 24.8 | 2.1 | 4.5 |
| IXTAPALUCA | 13.6 | 1.4 | 5.6 |
| IXTAPAN DE LA SAL | 25.9 | 6.9 | 24.3 |
| IXTAPAN DEL ORO | 26.0 | 2.8 | 6.0 |
| IXTLAHUACA | 26.5 | 3.6 | 10.4 |
| JALTENCO | 21.2 | 1.3 | 6.9 |
| JILOTEPEC | 25.2 | 5.8 | 17.5 |
| JILOTZINGO | 31.9 | 2.7 | 6.7 |
| JIQUIPILCO | 27.6 | 3.5 | 7.7 |
| JOCOTITLÁN | 23.3 | 3.7 | 7.0 |
| JOQUICINGO | 28.0 | 4.5 | 16.0 |
| JUCHITEPEC | 23.1 | 3.2 | 12.2 |
| LA PAZ | 26.3 | 4.8 | 7.8 |
| LERMA | 25.2 | 3.0 | 3.0 |
| LUVIANOS | 18.8 | 4.1 | 7.5 |
| MALINALCO | 28.4 | 3.9 | 9.3 |
| MELCHOR OCAMPO | 23.5 | 2.3 | 7.7 |
| METEPEC | 17.7 | 5.5 | 8.9 |
| MEXICALTZINGO | 25.6 | 4.3 | 22.8 |
| MORELOS | 28.8 | 5.1 | 23.5 |
| NAUCALPAN DE JUÁREZ | 18.9 | 4.1 | 12.0 |
| NEXTLALPAN | 21.6 | 2.1 | 9.9 |
| NEZAHUALCÓYOTL | 21.5 | 2.7 | 7.4 |

(Continúa)

**TASA BRUTA DE NATALIDAD, TASA BRUTA DE MORTALIDAD
Y TASA BRUTA DE MORTALIDAD INFANTIL POR MUNICIPIO
2006**

CUADRO 5.2

| MUNICIPIO | TASA BRUTA DE NATALIDAD | TASA BRUTA DE MORTALIDAD | TASA BRUTA DE MORTALIDAD INFANTIL |
|-----------------------------|------------------------------------|-------------------------------------|--------------------------------------------------|
| NICOLÁS ROMERO | 20.1 | 2.1 | 6.9 |
| NOPALTEPEC | 25.7 | 3.8 | 9.3 |
| OCOYOACAC | 21.7 | 2.8 | 12.5 |
| OCUILAN | 22.9 | 4.0 | 19.8 |
| OTUMBA | 25.3 | 4.0 | 7.8 |
| OTZOLOAPAN | 17.6 | 4.2 | 0.0 |
| OTZOLOTEPEC | 25.0 | 2.8 | 13.4 |
| OZUMBA | 23.1 | 3.5 | 3.6 |
| PAPALOTLA | 35.7 | 2.1 | 22.1 |
| POLOTITLÁN | 23.3 | 4.6 | 3.5 |
| RAYÓN | 23.2 | 2.4 | 7.8 |
| SAN ANTONIO LA ISLA | 24.7 | 3.0 | 17.7 |
| SAN FELIPE DEL PROGRESO | 34.9 | 5.2 | 25.8 |
| SAN JOSÉ DEL RINCÓN | 34.7 | 3.9 | 13.2 |
| SAN MARTÍN DE LAS PIRÁMIDES | 23.3 | 3.3 | 11.8 |
| SAN MATEO ATENCO | 26.9 | 2.7 | 7.7 |
| SAN SIMÓN DE GUERRERO | 25.5 | 4.8 | 21.6 |
| SANTO TOMÁS | 18.6 | 2.5 | 6.0 |
| SOYANIQUILPAN DE JUÁREZ | 25.9 | 3.3 | 3.6 |
| SULTEPEC | 24.0 | 4.8 | 23.1 |
| TECÁMAC | 14.4 | 1.8 | 7.6 |
| TEJUPILCO | 23.5 | 5.3 | 17.6 |
| TEMAMATLA | 23.8 | 1.5 | 4.0 |
| TEMASCALAPA | 20.0 | 3.6 | 14.7 |
| TEMASCALCINGO | 25.7 | 4.5 | 12.0 |
| TEMASCALTEPEC | 25.5 | 3.8 | 14.2 |
| TEMOAYA | 30.7 | 3.1 | 10.8 |
| TENANCINGO | 23.6 | 5.3 | 30.4 |
| TENANGO DEL AIRE | 24.4 | 2.5 | 0.0 |
| TENANGO DEL VALLE | 23.7 | 3.8 | 13.4 |
| TEOLOYUCÁN | 24.2 | 2.4 | 6.0 |
| TEOTIHUACÁN | 23.7 | 2.8 | 6.2 |
| TEPETLAOXTOC | 21.0 | 2.7 | 5.5 |
| TEPETLIXPA | 22.7 | 4.5 | 7.7 |
| TEPOTZOTLÁN | 20.4 | 3.2 | 5.7 |
| TEQUIXQUIAC | 24.0 | 2.4 | 4.0 |
| TEXCALTITLÁN | 26.4 | 4.3 | 14.3 |
| TEXCALYACAC | 24.0 | 3.1 | 0.0 |
| TEXCOCO | 20.2 | 5.1 | 14.5 |
| TEZOYUCA | 21.2 | 2.2 | 5.4 |
| TIANGUISTENCO | 25.1 | 3.7 | 18.3 |
| TIMILPAN | 25.8 | 5.0 | 18.7 |
| TLALMANALCO | 19.5 | 3.6 | 8.1 |
| TLALNEPANTLA DE BAZ | 19.8 | 4.8 | 9.0 |
| TLATLAYA | 16.7 | 4.4 | 3.6 |
| TOLUCA | 23.4 | 6.3 | 42.3 |
| TONANITLA | 22.4 | 2.3 | 5.3 |
| TONATICO | 18.4 | 4.5 | 0.0 |
| TULTEPEC | 17.0 | 1.4 | 4.1 |
| TULTITLÁN | 14.3 | 1.3 | 4.2 |
| VALLE DE BRAVO | 24.7 | 6.1 | 23.5 |
| VALLE DE CHALCO SOLIDARIDAD | 17.5 | 2.0 | 12.9 |
| VILLA DE ALLENDE | 28.5 | 4.3 | 12.4 |
| VILLA DEL CARBÓN | 27.5 | 3.0 | 8.2 |
| VILLA GUERRERO | 26.3 | 3.6 | 11.6 |
| VILLA VICTORIA | 31.1 | 3.9 | 15.9 |
| XALATLACO | 26.2 | 5.6 | 28.2 |
| XONACATLÁN | 26.5 | 2.3 | 11.5 |
| ZACAZONAPAN | 19.9 | 2.6 | 0.0 |
| ZACUALPAN | 23.3 | 4.3 | 6.2 |
| ZINACANTEPEC | 23.9 | 2.7 | 7.9 |
| ZUMPAHUACÁN | 20.1 | 3.2 | 6.1 |
| ZUMPANGO | 20.3 | 2.2 | 5.7 |

FUENTE: IGECEM. Con base en información de COESPO. Población total estimada al 1 de julio 2006.
GEM. Secretaría General de Gobierno. Dirección General del Registro Civil. Movimiento Registral, 2006.

**TASAS BRUTAS DE NUPCIALIDAD Y DIVORCIALIDAD E ÍNDICE DE DIVORCIALIDAD
POR MUNICIPIO
2006**

CUADRO 5.3

| MUNICIPIO | TASA BRUTA DE NUPCIALIDAD | TASA BRUTA DE DIVORCIALIDAD | ÍNDICE DE DIVORCIALIDAD |
|-------------------------|----------------------------------|------------------------------------|--------------------------------|
| ESTADO DE MÉXICO | 4.7 | 0.6 | 12.0 |
| ACAMBAY | 4.3 | 0.2 | 5.8 |
| ACOLMAN | 4.0 | 0.5 | 12.0 |
| ACULCO | 4.1 | 0.3 | 7.2 |
| ALMOLOYA DE ALQUISIRAS | 5.0 | 0.5 | 9.9 |
| ALMOLOYA DE JUÁREZ | 6.5 | 0.4 | 6.3 |
| ALMOLOYA DEL RÍO | 6.3 | 0.6 | 8.8 |
| AMANALCO | 4.1 | 0.2 | 6.0 |
| AMATEPEC | 6.5 | 0.4 | 5.6 |
| AMECAMECA | 4.5 | 0.4 | 8.8 |
| APAXCO | 4.0 | 0.3 | 7.8 |
| ATENCO | 4.1 | 0.5 | 13.1 |
| ATIZAPAN | 5.5 | 0.6 | 10.3 |
| ATIZAPAN DE ZARAGOZA | 4.7 | 0.8 | 17.0 |
| ATLACOMULCO | 5.8 | 0.5 | 9.5 |
| ATLAUTLA | 5.1 | 0.4 | 8.1 |
| AXAPUSCO | 5.2 | 0.5 | 10.5 |
| AYAPANGO | 10.8 | 2.0 | 18.6 |
| CALIMAYA | 7.5 | 0.5 | 6.5 |
| CAPULHÚAC | 5.6 | 1.0 | 17.8 |
| COACALCO DE BERRIOZABAL | 5.3 | 0.7 | 13.3 |
| COATEPEC HARINAS | 4.9 | 0.4 | 9.1 |
| COCOTITLÁN | 5.7 | 1.6 | 28.4 |
| COYOTEPEC | 6.2 | 0.6 | 9.3 |
| CUAUTITLÁN | 3.7 | 0.6 | 16.7 |
| CUAUTITLÁN IZCALLI | 4.6 | 0.8 | 16.6 |
| CHALCO | 4.5 | 0.3 | 7.2 |
| CHAPA DE MOTA | 5.0 | 0.2 | 4.5 |
| CHAPULTEPEC | 9.7 | 1.0 | 10.8 |
| CHIAUTLA | 5.6 | 1.4 | 24.9 |
| CHICOLOAPAN | 3.3 | 0.2 | 7.5 |
| CHICONCUAC | 4.2 | 0.4 | 8.3 |
| CHIMALHUACÁN | 3.8 | 0.3 | 6.9 |
| DONATO GUERRA | 3.9 | 0.1 | 3.4 |
| ECATEPEC DE MORELOS | 3.7 | 0.4 | 11.0 |
| ECATZINGO | 4.4 | 0.1 | 2.7 |
| EL ORO | 5.7 | 0.4 | 7.7 |
| HUEHUETOCA | 4.1 | 0.2 | 4.4 |
| HUEYPOXTLA | 4.1 | 0.4 | 9.2 |
| HUIXQUILUCAN | 3.9 | 0.6 | 15.0 |
| ISIDRO FABELA | 8.4 | 0.8 | 9.3 |
| IXTAPALUCA | 2.7 | 0.2 | 8.1 |
| IXTAPAN DE LA SAL | 5.7 | 0.5 | 9.2 |
| IXTAPAN DEL ORO | 5.5 | 0.0 | 0.0 |
| IXTLAHUACA | 6.1 | 0.4 | 6.9 |
| JALTENCO | 6.9 | 0.9 | 12.8 |
| JILOTEPEC | 5.3 | 0.4 | 7.6 |
| JILOTZINGO | 8.0 | 1.3 | 16.8 |
| JIQUIPILCO | 5.1 | 0.2 | 3.2 |
| JOCOTITLÁN | 5.7 | 0.3 | 6.0 |
| JOQUICINGO | 9.4 | 0.6 | 6.7 |
| JUCHITEPEC | 3.4 | 0.3 | 9.7 |
| LA PAZ | 5.4 | 0.8 | 14.3 |
| LERMA | 6.5 | 0.5 | 8.2 |
| LUVIANOS | 7.2 | 0.1 | 2.0 |
| MALINALCO | 4.7 | 0.2 | 4.6 |
| MELCHOR OCAMPO | 6.0 | 0.7 | 12.1 |
| METEPEC | 5.8 | 0.9 | 16.2 |
| MEXICALTZINGO | 5.7 | 1.1 | 18.6 |
| MORELOS | 5.5 | 0.3 | 5.5 |
| NAUCALPAN DE JUÁREZ | 4.7 | 1.0 | 21.0 |
| NEXTLALPAN | 14.0 | 0.4 | 2.8 |
| NEZAHUALCÓYOTL | 5.2 | 0.9 | 17.3 |

(Continúa)

**TASAS BRUTAS DE NUPCIALIDAD Y DIVORCIALIDAD E ÍNDICE DE DIVORCIALIDAD
POR MUNICIPIO
2006**

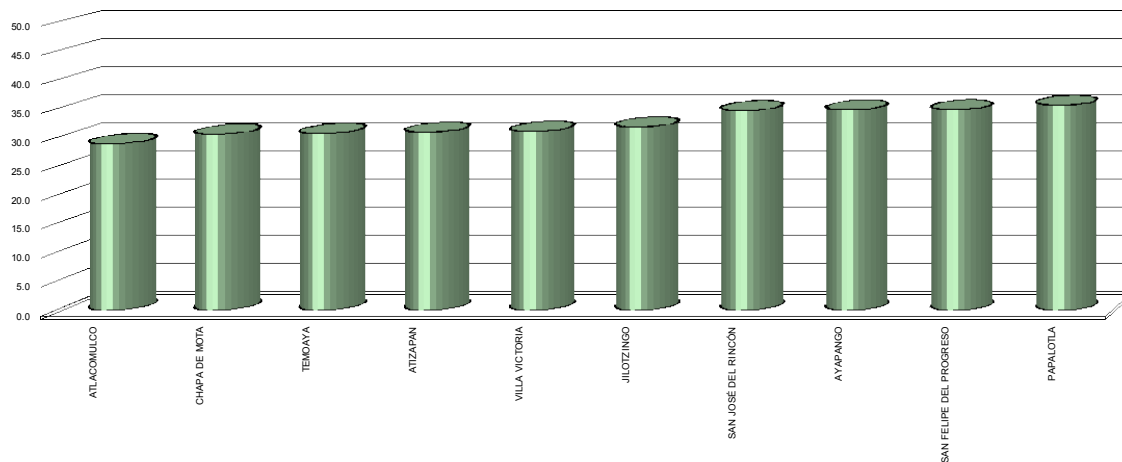
CUADRO 5.3

| MUNICIPIO | TASA BRUTA DE NUPCIALIDAD | TASA BRUTA DE DIVORCIALIDAD | ÍNDICE DE DIVORCIALIDAD |
|-----------------------------|----------------------------------|------------------------------------|--------------------------------|
| NICOLÁS ROMERO | 4.6 | 0.5 | 10.9 |
| NOPALTEPEC | 4.8 | 0.5 | 10.0 |
| OCOYOACAC | 6.2 | 0.6 | 10.2 |
| OCUILAN | 4.2 | 0.3 | 6.4 |
| OTUMBA | 4.1 | 0.6 | 14.6 |
| OTZOLOAPAN | 4.6 | 1.5 | 31.8 |
| OTZOLOTEPEC | 4.5 | 0.3 | 7.7 |
| OZUMBA | 5.4 | 0.3 | 6.1 |
| PAPALOTLA | 10.5 | 2.6 | 25.0 |
| POLOTITLÁN | 6.0 | 0.6 | 10.8 |
| RAYÓN | 8.6 | 0.6 | 7.4 |
| SAN ANTONIO LA ISLA | 7.9 | 0.5 | 6.6 |
| SAN FELIPE DEL PROGRESO | 4.2 | 0.3 | 6.6 |
| SAN JOSÉ DEL RINCÓN | 4.2 | 0.0 | 0.6 |
| SAN MARTÍN DE LAS PIRÁMIDES | 5.7 | 1.2 | 21.8 |
| SAN MATEO ATENCO | 6.5 | 0.6 | 9.8 |
| SAN SIMÓN DE GUERRERO | 8.8 | 0.9 | 10.4 |
| SANTO TOMÁS | 6.4 | 1.2 | 19.3 |
| SOYANIQUEL PAN DE JUÁREZ | 8.4 | 0.6 | 6.6 |
| SULTEPEC | 8.3 | 0.4 | 4.3 |
| TECÁMAC | 3.7 | 0.4 | 10.3 |
| TEJUPILCO | 6.7 | 0.4 | 6.5 |
| TEMAMATLA | 10.1 | 1.0 | 9.4 |
| TEMASCALAPA | 4.2 | 0.3 | 7.0 |
| TEMASCALCINGO | 6.5 | 0.2 | 3.4 |
| TEMASCALTEPEC | 6.7 | 0.4 | 6.4 |
| TEMOAYA | 7.1 | 0.3 | 4.1 |
| TENANCINGO | 4.4 | 0.4 | 9.1 |
| TENANGO DEL AIRE | 6.5 | 0.1 | 1.6 |
| TENANGO DEL VALLE | 5.9 | 0.5 | 8.1 |
| TEOLOYUCÁN | 5.1 | 0.5 | 9.5 |
| TEOTIHUACÁN | 4.8 | 0.7 | 15.5 |
| TEPETLAOXTOC | 3.9 | 0.5 | 11.9 |
| TEPETLIXPA | 3.2 | 0.5 | 14.8 |
| TEPOTZOTLÁN | 6.3 | 0.6 | 10.2 |
| TEQUIXQUIAC | 4.7 | 0.3 | 6.8 |
| TEXCALITLÁN | 6.3 | 0.6 | 10.0 |
| TEXCALYACAC | 6.3 | 0.9 | 13.8 |
| TEXCOCO | 4.7 | 0.8 | 15.9 |
| TEZOYUCA | 5.0 | 0.5 | 10.1 |
| TIANGUISTENCO | 5.9 | 0.5 | 9.1 |
| TIMILPAN | 6.7 | 0.6 | 8.2 |
| TLALMANALCO | 3.5 | 0.6 | 16.1 |
| TLALNEPANTLA DE BAZ | 4.5 | 0.8 | 17.7 |
| TLATLAYA | 7.2 | 0.2 | 2.9 |
| TOLUCA | 5.5 | 0.8 | 13.7 |
| TONANITLA | 4.9 | 0.2 | 4.9 |
| TONATICO | 4.9 | 0.8 | 16.7 |
| TULTEPEC | 3.7 | 0.3 | 9.2 |
| TULTITLÁN | 3.8 | 0.4 | 9.6 |
| VALLE DE BRAVO | 5.9 | 0.7 | 11.7 |
| VALLE DE CHALCO SOLIDARIDAD | 4.0 | 0.1 | 3.1 |
| VILLA DE ALLENDE | 3.5 | 0.2 | 6.1 |
| VILLA DEL CARBÓN | 4.4 | 0.3 | 6.7 |
| VILLA GUERRERO | 3.6 | 0.2 | 5.9 |
| VILLA VICTORIA | 4.7 | 0.2 | 5.2 |
| XALATLACO | 8.6 | 0.6 | 6.9 |
| XONACATLÁN | 6.3 | 0.4 | 6.2 |
| ZACAZONAPAN | 6.9 | 0.5 | 7.4 |
| ZACUALPAN | 5.8 | 0.0 | 0.0 |
| ZINACANTEPEC | 6.7 | 0.6 | 8.3 |
| ZUMPAHUACÁN | 4.2 | 0.1 | 1.4 |
| ZUMPANGO | 3.7 | 0.4 | 10.3 |

FUENTE: IGECEM. Con base en información de COESPO. Población total estimada al 1 de julio 2006.
GEM. Secretaría General de Gobierno. Dirección General del Registro Civil. Movimiento Registral, 2006.

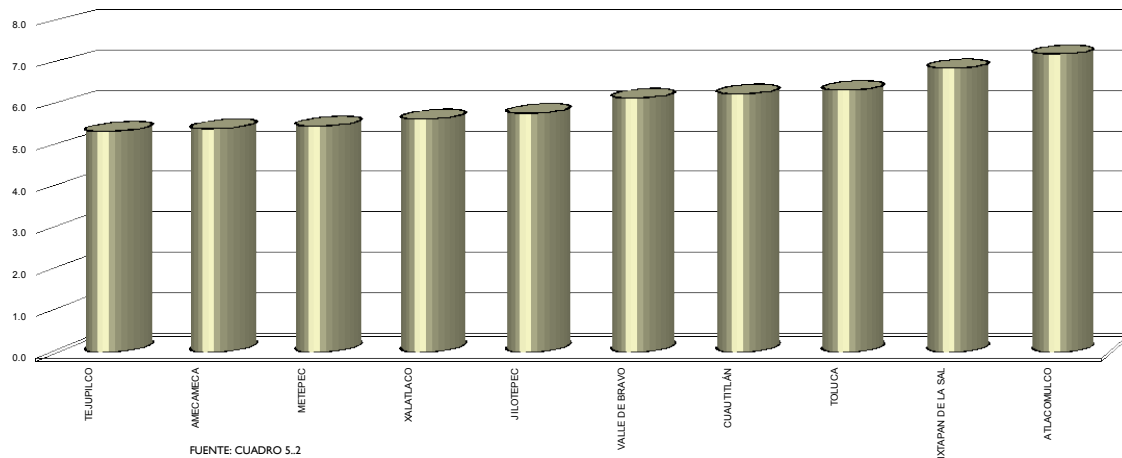
**COMPORTAMIENTO DE LA NATALIDAD, MORTALIDAD, NUPCIALIDAD
Y DIVORCIALIDAD 2006**

TASA BRUTA DE NATALIDAD



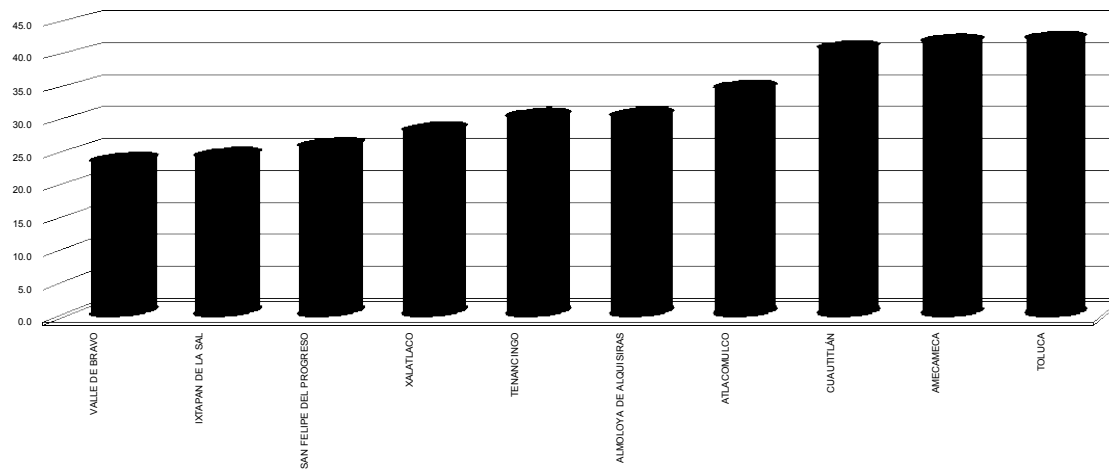
FUENTE: CUADRO 5.2

TASA BRUTA DE MORTALIDAD



FUENTE: CUADRO 5.2

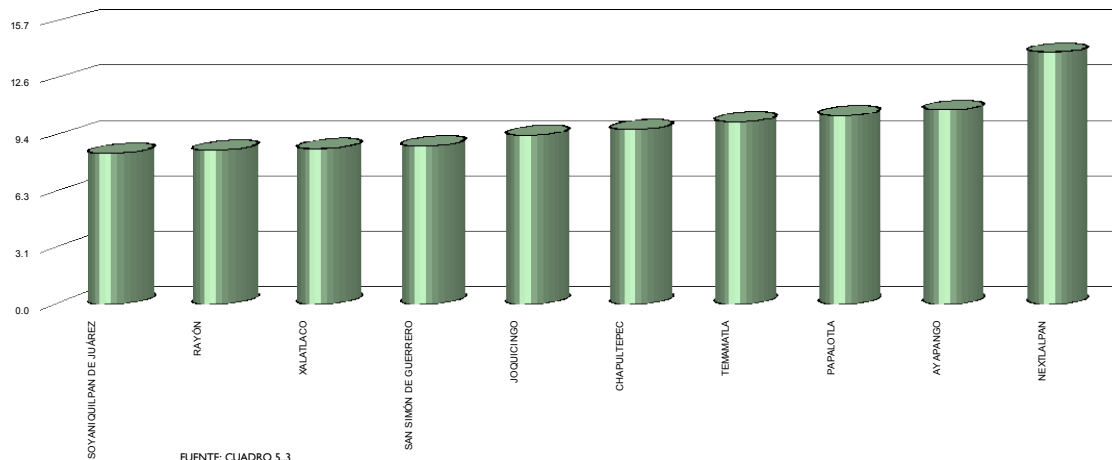
TASA BRUTA DE MORTALIDAD INFANTIL



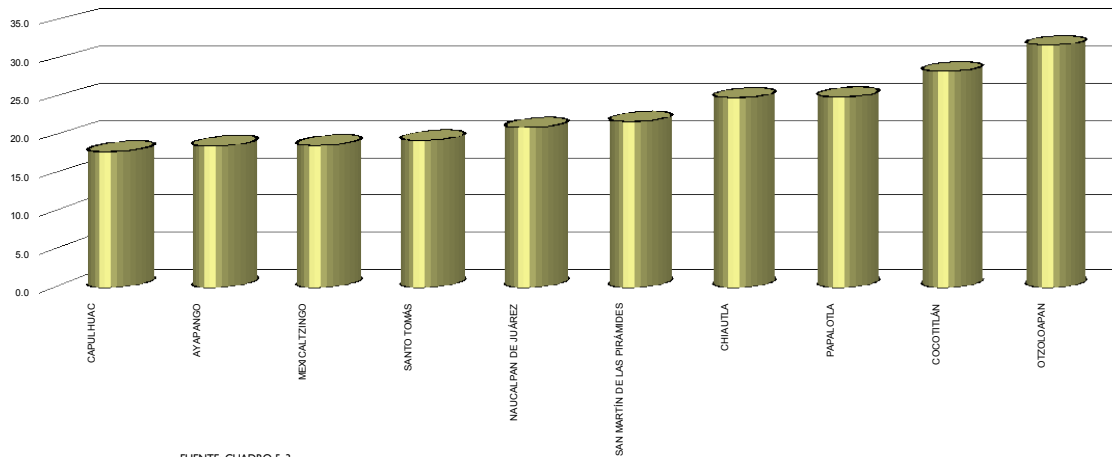
FUENTE: CUADRO 5.2

COMPORTAMIENTO DE LA NATALIDAD, MORTALIDAD, NUPCIALIDAD Y DIVORCIALIDAD 2006

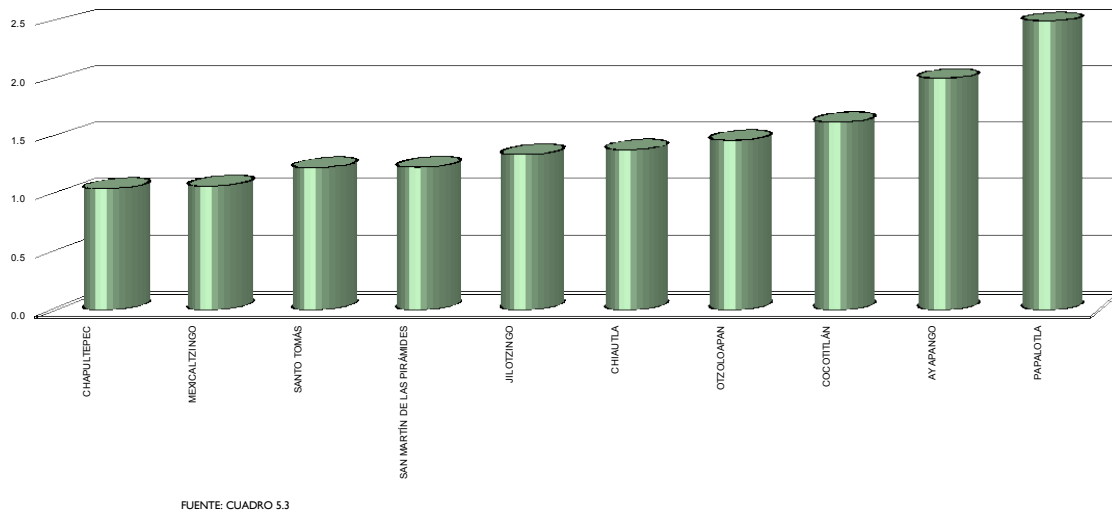
TASA BRUTA DE NUPCIALIDAD



ÍNDICE DE DIVORCIALIDAD



TASA BRUTA DE DIVORCIALIDAD



GLOSARIO

GLOSARIO DE TÉRMINOS

CRECIMIENTO NATURAL. Se refiere al aumento de la población resultante de la interacción de los nacimientos y las defunciones en un determinado período de tiempo.

DEFUNCIÓN. Es la desaparición permanente de todo signo de vida en un momento cualquiera posterior al nacimiento vivo (suspensión de las funciones vitales con posterioridad al nacimiento sin posibilidad de resucitar). Esta definición excluye por lo tanto a las defunciones fetales.

DIVORCIO. Es la disolución jurídica de un matrimonio, es decir, la separación del marido de la mujer, que confiere a las partes el derecho a contraer nuevas nupcias según disposiciones civiles, religiosas o de otra clase de acuerdo con las leyes de cada país.

DIVORCIO ADMINISTRATIVO. Es aquel que se tramita a través de alguna Oficialía del Registro Civil, siempre y cuando sea legislado en la entidad que corresponda, requiriéndose siempre el mutuo consentimiento de los cónyuges; que sean mayores de edad, no tengan hijos y de común acuerdo hubieran liquidado la sociedad conyugal.

DIVORCIO JUDICIAL. Es aquel en el cual interviene algún juez de lo familiar, civil o mixto, independientemente de que se trate de un divorcio necesario o voluntario.

ÍNDICE DE DIVORCIALIDAD. Es la relación entre los divorcios registrados en un año determinado y los matrimonios civiles registrados en ese mismo período, expresado por 100 matrimonios.

LUGAR DE REGISTRO. Es la entidad, municipio o delegación y localidad donde se ubica la fuente informante, en la que se inscriben los hechos vitales.

MATRIMONIO. Es el acto, ceremonia o procedimiento por medio del cual se constituye la relación jurídica de marido y mujer. La legalidad de la unión puede establecerse por medios civiles, religiosos o de otra clase, reconocidos por las leyes de cada país.

MUNICIPIO. Es la base de la división territorial y de la organización político-administrativa de las entidades federativas.

NACIDO VIVO. Es la expulsión o extracción completa del cuerpo de la madre, independientemente de la duración del embarazo, de un producto de la concepción que después de tal separación respira o manifiesta cualquier signo de vida, tal como la palpación del corazón, pulsación del cordón umbilical o contracción

efectiva de algún músculo voluntario, haya sido o no cortado el cordón umbilical y esté o no adherida la placenta; todo producto de tal nacimiento es considerado como nacido vivo.

NACIDOS VIVOS REGISTRADOS. Es el número de nacimientos inscritos en el Registro Civil en un período determinado generalmente de un año. Incluye a los nacidos vivos en el mismo año (registro oportuno) y a los nacidos vivos de años anteriores (registro extemporáneo).

REGISTRO EXTEMPORÁNEO. Es el registro del nacimiento en un año diferente, posterior al año de ocurrencia.

SEXO. Es la característica biológica que permite clasificar a los seres humanos conforme a su género en hombres y mujeres.

TASA BRUTA DE DIVORCIALIDAD. Es el número de divorcios registrados en un período determinado, generalmente un año con respecto al total de la población para ese período, expresado por 1 000 habitantes.

TASA BRUTA DE NATALIDAD. Indica el número de nacidos vivos por cada mil habitantes, en un año determinado.

TASA DE CRECIMIENTO NATURAL. Es la tasa por la que se determina el aumento o disminución de la población en un determinado año debido al aumento natural, expresada como porcentaje de la población base.

TASA BRUTA DE MORTALIDAD. Es el número total de defunciones ocurridas en una población, en un año determinado por cada 1 000 habitantes.

TASA DE MORTALIDAD INFANTIL. Expresa el número de defunciones de menores de un año por cada 1 000 nacimientos registrados.

TASA BRUTA DE NUPCIALIDAD. Es el número de matrimonios civiles registrados en un período determinado, generalmente un año, con respecto a la población total expresado por 1 000 habitantes, este indicador mide la frecuencia con que ocurren los matrimonios civiles en nuestra sociedad.